



MARITIME INDUSTRY AUTHORITY SITUATION REPORT -221

Passenger and Cargo Shipping Operations on October 30, 2020
in areas under MGCQ and GCQ

Data generated on October 30, 2020, 3:00:00 PM

HIGHLIGHTS

- Ninety percent (90%) of passenger and cargo shipping operations were completed in accordance with the ships' CPC.
- Ten percent (10%) of the shipping operations were affected due to the measures implemented in view Code Red Sublevel 2 for the COVID-19.
- Operations of passenger ships were more affected compared to cargo ships. 100% of the cargo shipping operations were completed under normal conditions compared to passenger ships at 89%.
- **With cargo shipping still operational, transport of goods amid MGCQ, and GCQ is assured.**

PASSENGER AND CARGO SHIPPING IN NUMBERS

October 30, 2020

144 Shipping Operations Recorded

142 Passenger Ships Operated

2 Cargo Ships Operated

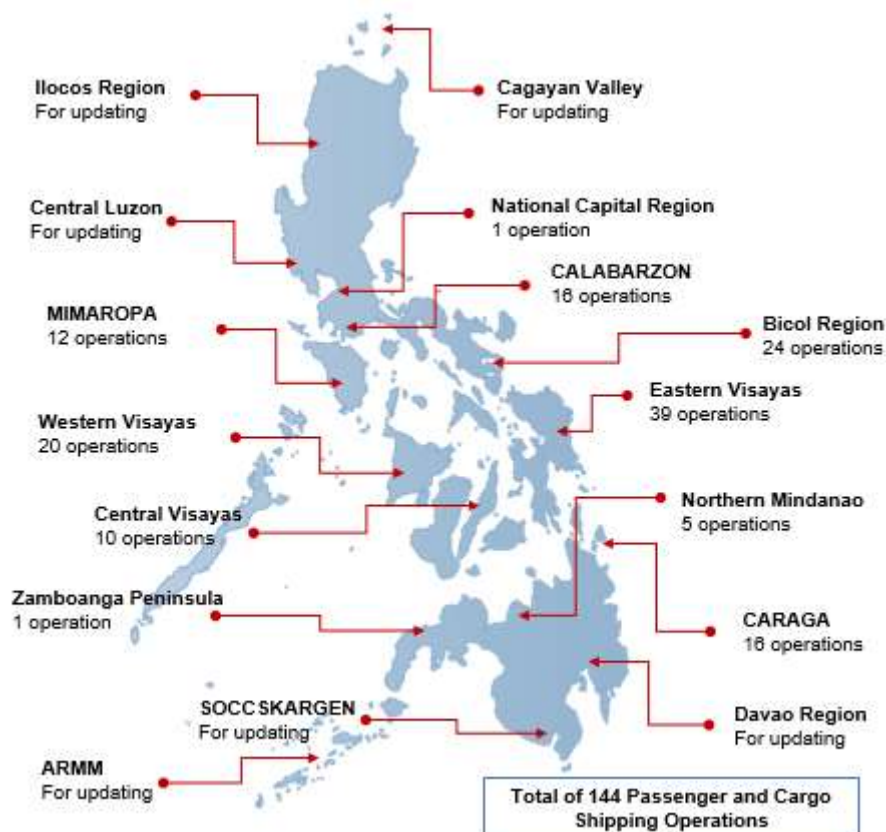
129 Ships Operated Normally

3 Operations Cancelled

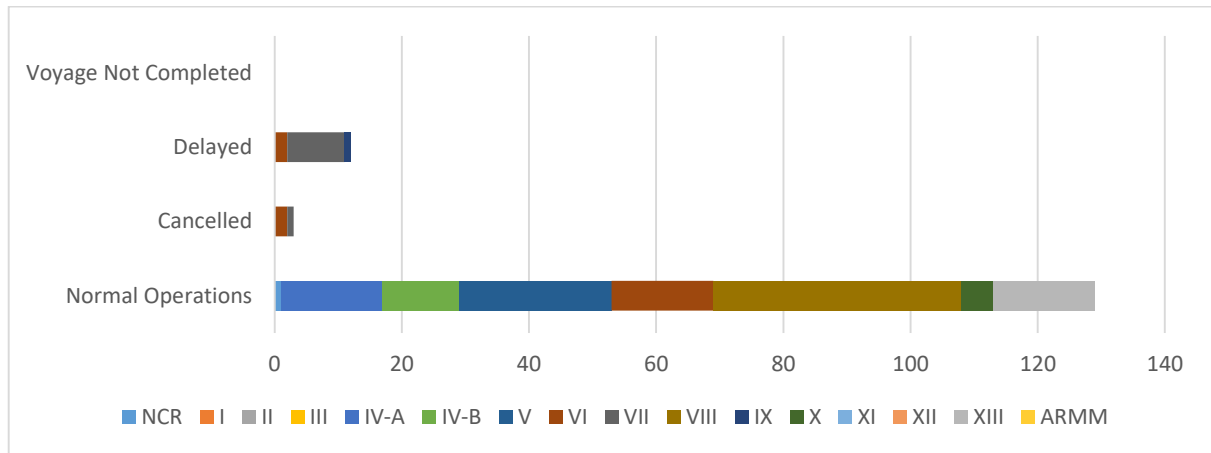
12 Operations Delayed

0 Operation Uncompleted

PASSENGER AND CARGO SHIPPING OPERATIONS IN THE PHILIPPINES IN AREAS UNDER MGCQ and GCQ



I. STATUS OF SHIPPING OPERATIONS NATIONWIDE



On October 30, 2020, there were 144 passenger and cargo shipping operations conducted wherein 129 or 90% were completed in accordance with their Certificate of Public Convenience (CPC).

Out of the 129 operations completed under normal conditions, the reported movements were mostly in the Eastern Visayas Region at 30% and Bicol Region at 19%.

Meanwhile, 2% of the passenger and cargo shipping operations were cancelled, all due to the community quarantine measures imposed by the different local government units governing the ships' ports of destination. Mostly affected were operations in the Central Visayas and Western Visayas Regions.

Twelve (12) passenger ships or 8% encountered delays due to the additional measures adopted in view of COVID-19 such as temperature screening and inspections.

Lastly, no passenger and cargo shipping operations was not completed at the time of reporting.

II. STATUS OF SHIPPING OPERATIONS BY CLASSIFICATION

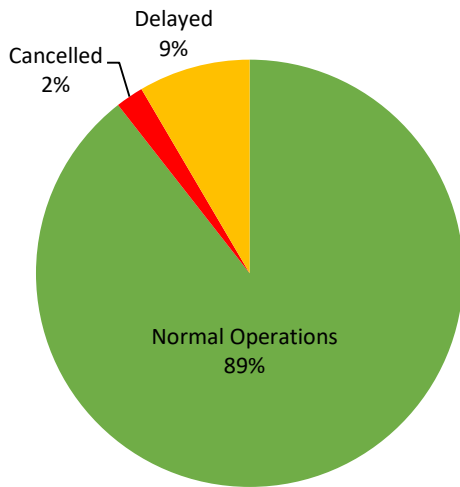
Region	Normal Operations		Cancelled		Delayed		Not Completed	
	Passenger	Cargo	Passenger	Cargo	Passenger	Cargo	Passenger	Cargo
NCR	-	1	-	-	-	-	-	-
I	-	-	-	-	-	-	-	-
II	-	-	-	-	-	-	-	-
III	-	-	-	-	-	-	-	-
IV-A	16	-	-	-	-	-	-	-
IV-B	12	-	-	-	-	-	-	-
V	23	1	-	-	-	-	-	-
VI	16	-	2	-	2	-	-	-
VII	-	-	1	-	9	-	-	-
VIII	39	-	-	-	-	-	-	-
IX	-	-	-	-	1	-	-	-
X	5	-	-	-	-	-	-	-
XI	-	-	-	-	-	-	-	-
XII	-	-	-	-	-	-	-	-
XIII	16	-	-	-	-	-	-	-
ARMM	-	-	-	-	-	-	-	-
Total	127	2	3	-	12	-	-	-

Amid the measures in place due to MGCQ, and GCQ, 2 out of 2 (100%) cargo ships still operated normally – are 1 container ship, and 1 LCT ship.

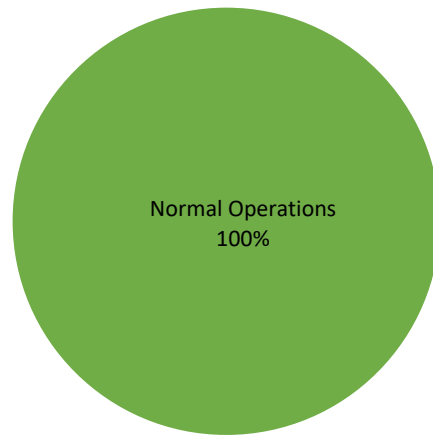
One hundred Forty Eight (127) passenger ships completed their voyage – 104 conventional passenger ships, 15 RoPax ships and 8 fast craft ferry completed their operations but mostly only carried cargoes during their voyage.

Meanwhile out of the 142 passenger ships, 11% were affected by the measures adopted in view of COVID-19. These measures caused either the cancellation, delay, or uncompleted operations of 15 passenger ships.

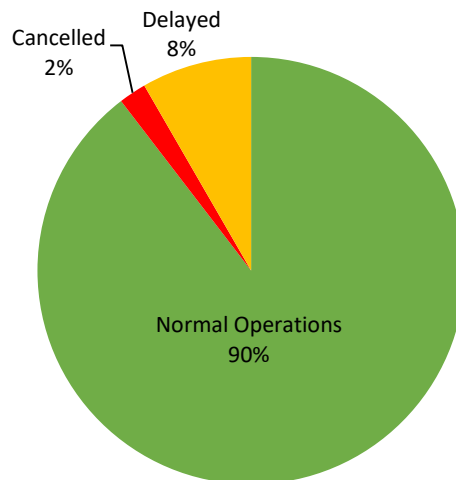
PASSENGER Ship Operations



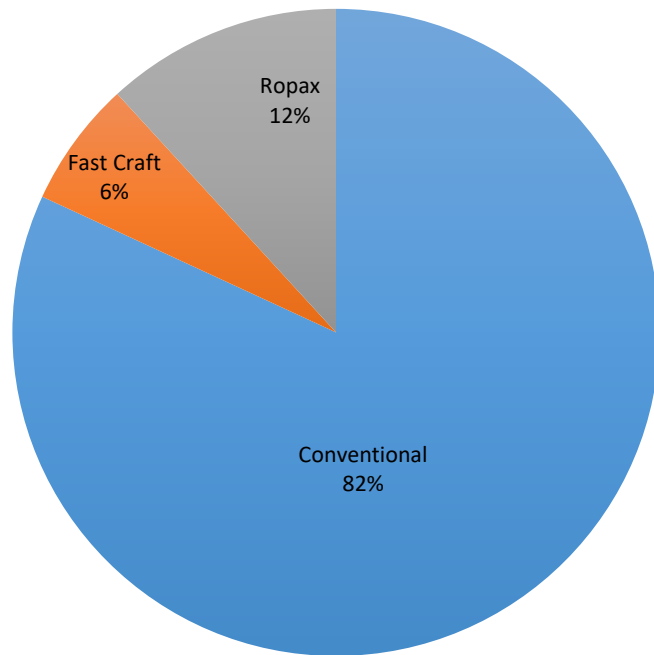
CARGO Ship Operations



PASSENGER and CARGO Ship Operations



Passenger Ship Types under Normal Operations



Cargo Ship Types under Normal Operations

