



MARITIME INDUSTRY AUTHORITY SITUATION REPORT - 222

Passenger and Cargo Shipping Operations on October 31, 2020
in areas under MGCQ and GCQ

Data generated on October 31, 2020, 3:00 PM

HIGHLIGHTS

- Sixty-seven percent (67%) of passenger and cargo shipping operations were completed in accordance with the ships' CPC.
- Thirty-three percent (33%) of the shipping operations were affected due to the measures implemented in view Code Red Sublevel 2 for the COVID-19.
- Operations of passenger ships were more affected compared to cargo ships. 68% of the cargo shipping operations were completed under normal conditions compared to passenger ships at 67%.
- **With cargo shipping still operational, transport of goods amid MGCQ, and GCQ is assured.**

PASSENGER AND CARGO SHIPPING IN NUMBERS

October 31, 2020

128 Shipping Operations Recorded

125 Passenger Ships Operated

3 Cargo Ships Operated

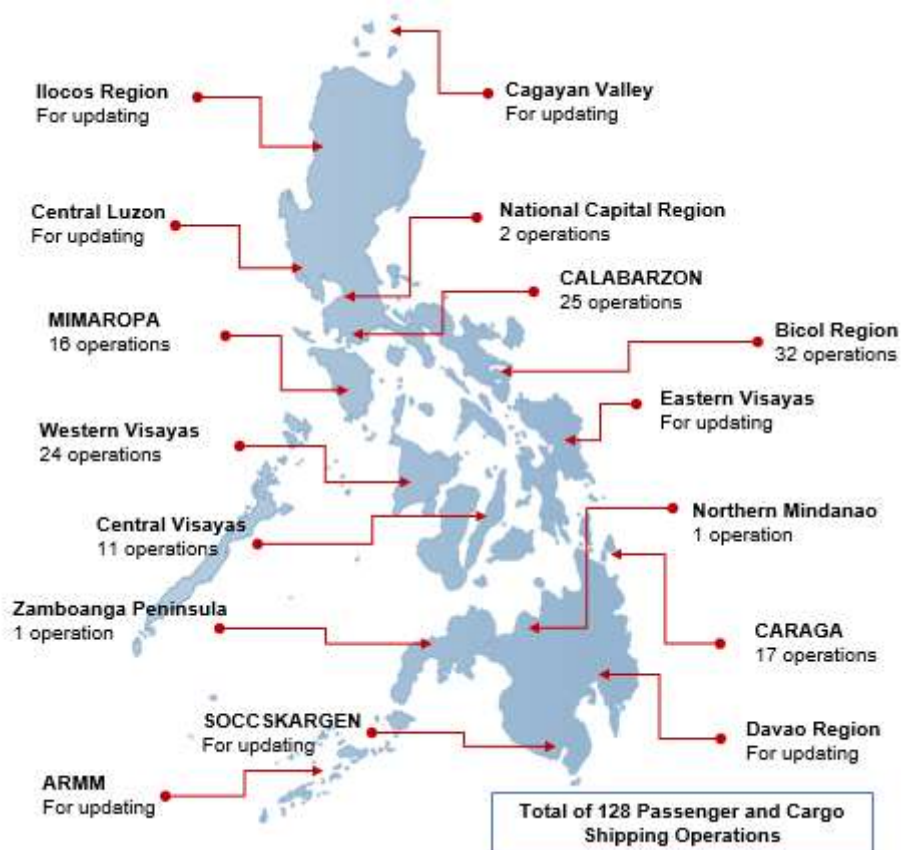
86 Ships Operated Normally

34 Operations Cancelled

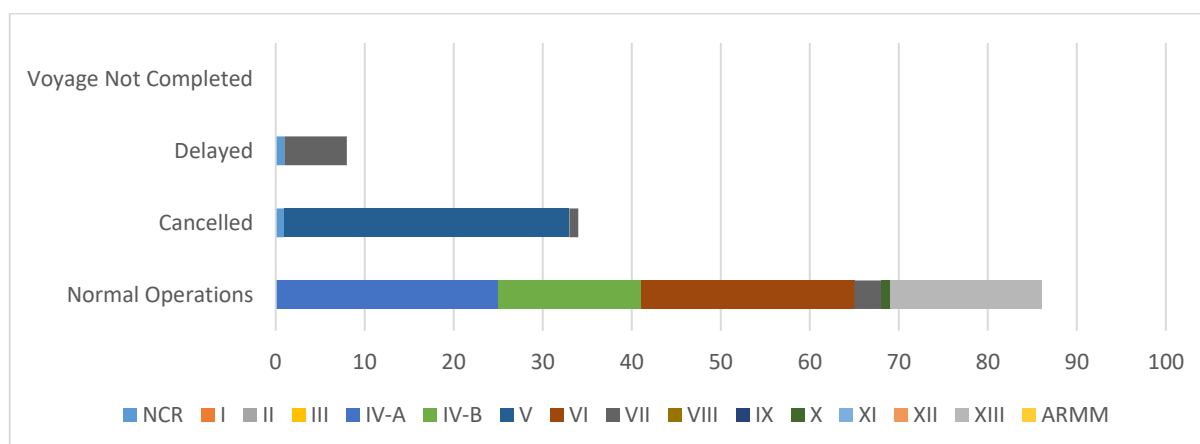
8 Operations Delayed

0 Operation Uncompleted

PASSENGER AND CARGO SHIPPING OPERATIONS IN THE PHILIPPINES IN AREAS UNDER MGCQ and GCQ



I. STATUS OF SHIPPING OPERATIONS NATIONWIDE



On October 31, 2020, there were 128 passenger and cargo shipping operations conducted wherein 86 or 67% were completed in accordance with their Certificate of Public Convenience (CPC).

Out of the 86 operations completed under normal conditions, the reported movements were mostly in the Calabarzon at 29% and Western Visayas Regions at 28%.

Meanwhile, 27% of the passenger and cargo shipping operations were cancelled, all due to the community quarantine measures imposed by the different local government units governing the ships' ports of destination. Mostly affected were operations in the Bicol and Eastern Visayas Regions.

Seven (7) passenger ships or 6% encountered delays due to the additional measures adopted in view of COVID-19 such as temperature screening and inspections.

Lastly, no passenger and cargo shipping operations was not completed at the time of reporting.

II. STATUS OF SHIPPING OPERATIONS BY CLASSIFICATION

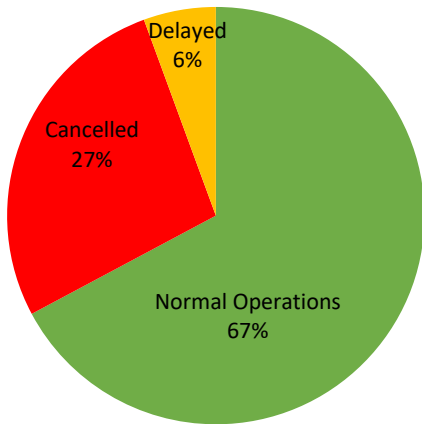
Region	Normal Operations		Cancelled		Delayed		Not Completed	
	Passenger	Cargo	Passenger	Cargo	Passenger	Cargo	Passenger	Cargo
NCR	-	-	1	-	-	1	-	-
I	-	-	-	-	-	-	-	-
II	-	-	-	-	-	-	-	-
III	-	-	-	-	-	-	-	-
IV-A	25	-	-	-	-	-	-	-
IV-B	16	-	-	-	-	-	-	-
V	-	-	32	-	-	-	-	-
VI	23	1	-	-	-	-	-	-
VII	3	-	1	-	7	-	-	-
VIII	-	-	-	-	-	-	-	-
IX	-	-	-	-	-	-	-	-
X	-	1	-	-	-	-	-	-
XI	-	-	-	-	-	-	-	-
XII	-	-	-	-	-	-	-	-
XIII	17	-	-	-	-	-	-	-
ARMM	-	-	-	-	-	-	-	-
Total	84	2	34	-	7	1	-	-

Amid the measures in place due to MGCQ, and GCQ, 2 out of 3 (67%) cargo ships still operated normally – are 1 LCT ships, and 1 oil tankers.

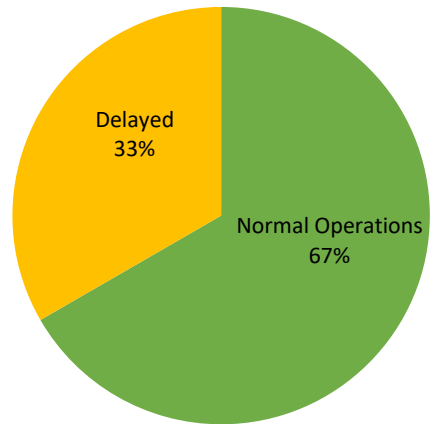
Eighty-four (84) passenger ships completed their voyage – 76 conventional passenger ships, 3 RoPax ships and 5 fast craft ferry completed their operations but mostly only carried cargoes during their voyage.

Meanwhile out of the 125 passenger ships, 33% were affected by the measures adopted in view of COVID-19. These measures caused either the cancellation, delay, or uncompleted operations of 41 passenger ships.

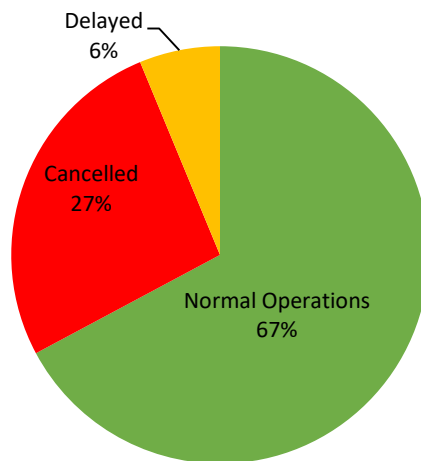
PASSENGER Ship Operations



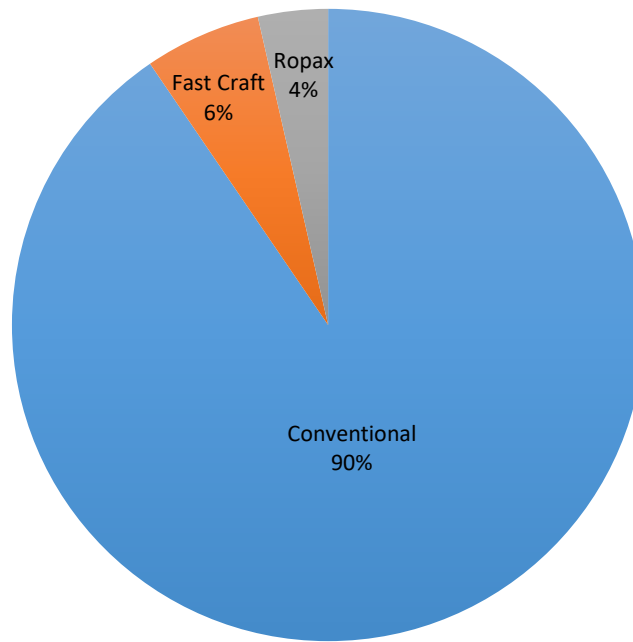
CARGO Ship Operations



PASSENGER and CARGO Ship Operations



Passenger Ship Types under Normal Operations



Cargo Ship Types under Normal Operations

