



## MARITIME INDUSTRY AUTHORITY WEEKLY SUMMARY SITUATION REPORT - Summary 29

Passenger and Cargo Shipping Operations from October 02-08, 2020  
in areas under MGCQ and GCQ

*Data generated on October 02-08, 2020, 3:00 PM*

### HIGHLIGHTS

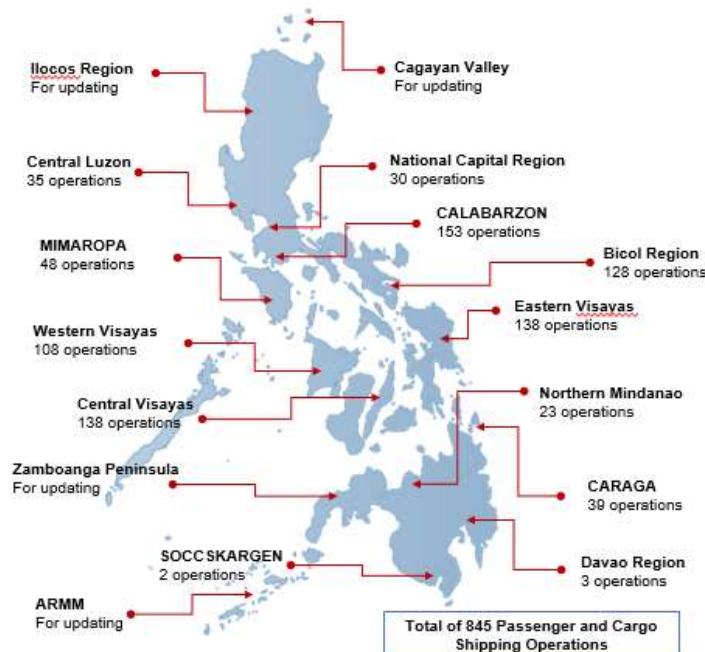
- Seventy-eight percent (78%) of passenger and cargo shipping operations were completed in accordance with the ships' CPC.
- Twenty-two percent (22%) of the shipping operations were affected due to the measures implemented in view Code Red Sublevel 2 for the COVID-19.
- Operations of passenger ships were more affected compared to cargo ships. 88% of the cargo shipping operations were completed under normal conditions compared to passenger ships at 76%.
- Daily average passenger and cargo ship operations are 162 completed under normal conditions, 30 cancelled trips, 24 delayed and None not completed voyage.
- With cargo shipping still operational, transport of goods amid MGCQ, and GCQ is assured.**

### PASSENGER AND CARGO SHIPPING IN NUMBERS

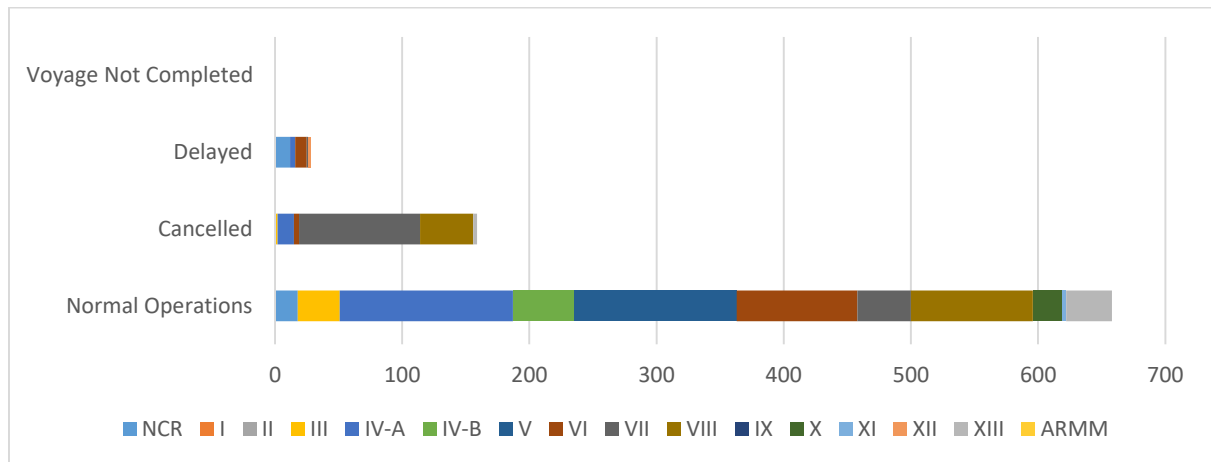
October 02-08, 2020

- 845** Shipping Operations Recorded
- 715** Passenger Ships Operated
- 130** Cargo Ships Operated
- 658** Ships Operated Normally
- 159** Operations Cancelled
- 28** Operations Delayed
- 0** Operation Uncompleted

### PASSENGER AND CARGO SHIPPING OPERATIONS IN THE PHILIPPINES IN AREAS UNDER MGCQ and GCQ



## I. STATUS OF SHIPPING OPERATIONS NATIONWIDE



On October 02-08, 2020, there were 845 passenger and cargo shipping operations conducted wherein 658 or 78% were completed in accordance with their Certificate of Public Convenience (CPC).

Out of the 658 operations completed under normal conditions, the reported movements were mostly in the Calabarzon Region, Western Visayas Region at 21% and Central Visayas Region at 19%.

Meanwhile, 19% of the passenger and cargo shipping operations were cancelled, all due to the community quarantine measures imposed by the different local government units governing the ships' ports of destination. Mostly affected were operations in the Central Visayas Region and Eastern Visayas Region.

Twenty-three (23) passenger ships or 3% encountered delays due to the additional measures adopted in view of COVID-19 such as temperature screening and inspections.

Lastly, no passenger and cargo shipping operations was not completed at the time of reporting.

## II. STATUS OF SHIPPING OPERATIONS BY CLASSIFICATION

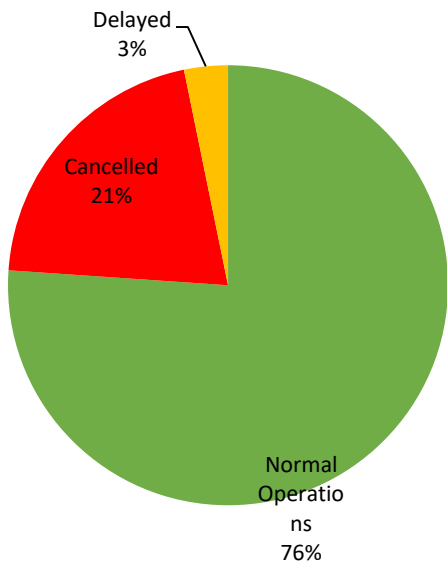
Region	Normal Operations		Cancelled		Delayed		Not Completed	
	Passenger	Cargo	Passenger	Cargo	Passenger	Cargo	Passenger	Cargo
<b>NCR</b>	5	13	0	0	11	1	-	-
<b>I</b>	-	-	-	-	-	-	-	-
<b>II</b>	-	-	-	-	-	-	-	-
<b>III</b>	-	33	1	1	-	-	-	-
<b>IV-A</b>	118	18	13	-	4	-	-	-
<b>IV-B</b>	42	6	-	-	-	-	-	-
<b>V</b>	119	9	-	-	-	-	-	-
<b>VI</b>	91	4	4	-	7	2	-	-
<b>VII</b>	22	20	88	7	1	-	-	-
<b>VIII</b>	96	-	42	-	-	-	-	-
<b>IX</b>	-	-	-	-	-	-	-	-
<b>X</b>	19	4	-	-	-	-	-	-
<b>XI</b>	-	3	-	-	-	-	-	-
<b>XII</b>	-	-	-	-	-	2	-	-
<b>XIII</b>	32	4	-	3	-	-	-	-
<b>ARMM</b>	-	-	-	-	-	-	-	-
<b>Total</b>	<b>544</b>	<b>114</b>	<b>148</b>	<b>11</b>	<b>23</b>	<b>5</b>	-	-

Amid the measures in place due to MGCQ, and GCQ, 114 out of 130 (88%) cargo ships still operated normally – are 1 chemical tanker, 8 container ships, 13 LCT ships, 64 oil tankers, 9 Roro cargo ships and 19 other cargo ships.

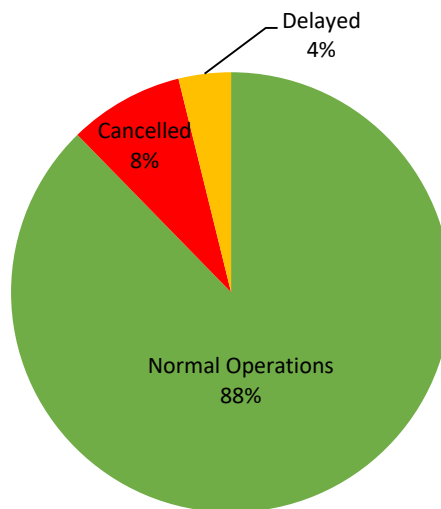
Four hundred twenty six (544) passenger ships completed their voyage – 491 conventional passenger ships, and 53 RoPax ships completed their operations but mostly only carried cargoes during their voyage.

Meanwhile out of the 715 passenger ships, 24% were affected by the measures adopted in view of COVID-19. These measures caused either the cancellation, delay, or uncompleted operations of 171 passenger ships.

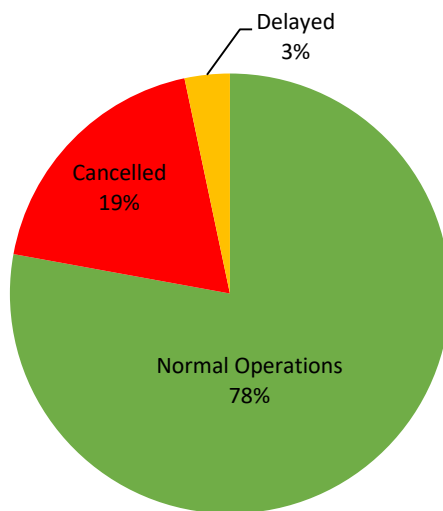
### PASSENGER Ship Operations



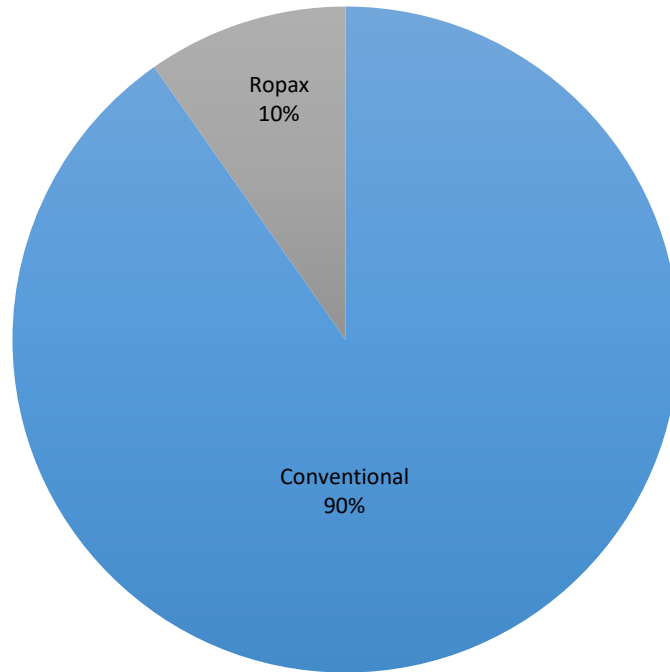
### CARGO Ship Operations



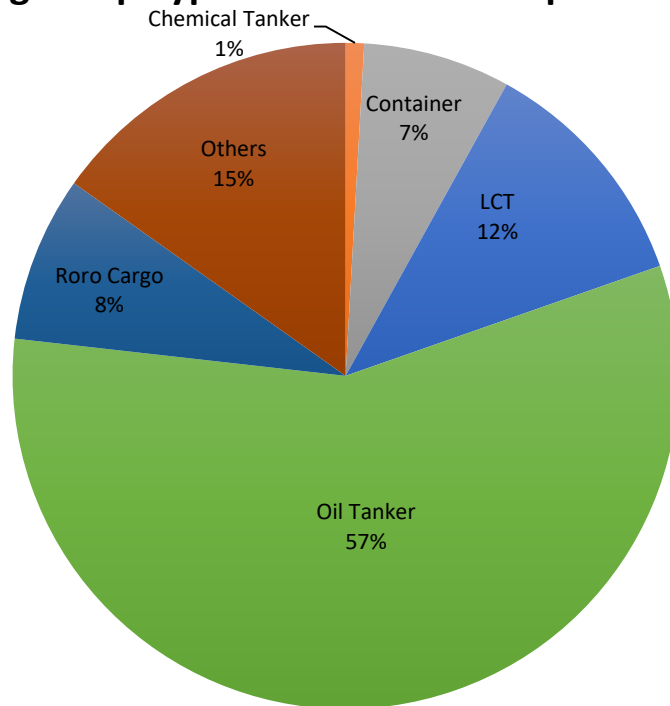
### PASSENGER and CARGO Ship Operations



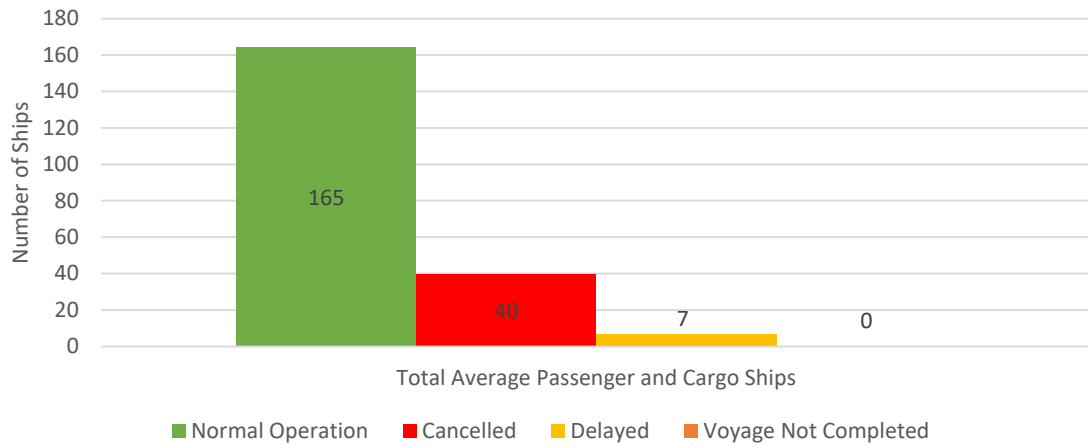
## Passenger Ship Types under Normal Operations



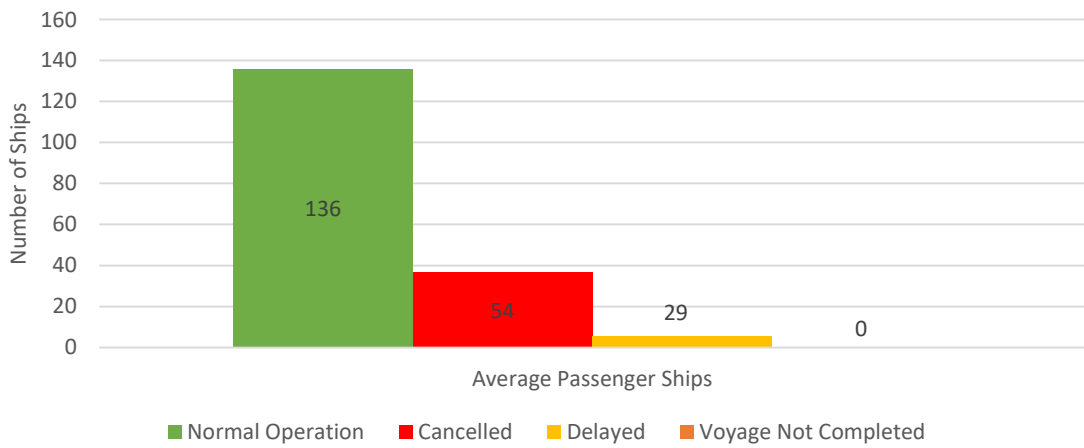
## Cargo Ship Types under Normal Operations



### Daily Average Passenger and Cargo Ship Operation



### Daily Average Passenger Ship Operation



### Daily Average Cargo Ship Operation

