



MARITIME INDUSTRY AUTHORITY SITUATION REPORT -231

Passenger and Cargo Shipping Operations on November 9, 2020
in areas under MGCQ and GCQ

Data generated on November 9, 2020, 3:00:00 PM

HIGHLIGHTS

- Eighty-eight percent (88%) of passenger and cargo shipping operations were completed in accordance with the ships' CPC.
- Twelve percent (12%) of the shipping operations were affected due to the measures implemented in view Code Red Sublevel 2 for the COVID-19.
- Operations of cargo ships were more affected compared to cargo ships. 86% of the cargo shipping operations were completed under normal conditions compared to passenger ships at 89%.
- **With cargo shipping still operational, transport of goods amid MGCQ, and GCQ is assured.**

PASSENGER AND CARGO SHIPPING IN NUMBERS

November 9, 2020

101 Shipping Operations Recorded

80 Passenger Ships Operated

21 Cargo Ships Operated

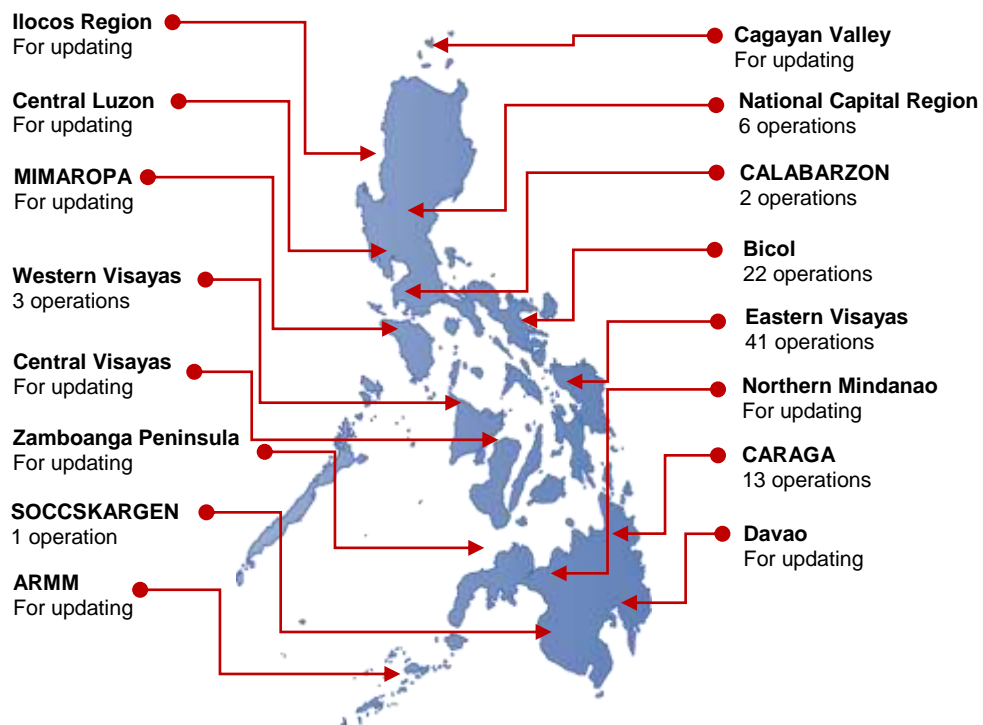
89 Ships Operated Normally

1 Operations Cancelled

11 Operations Delayed

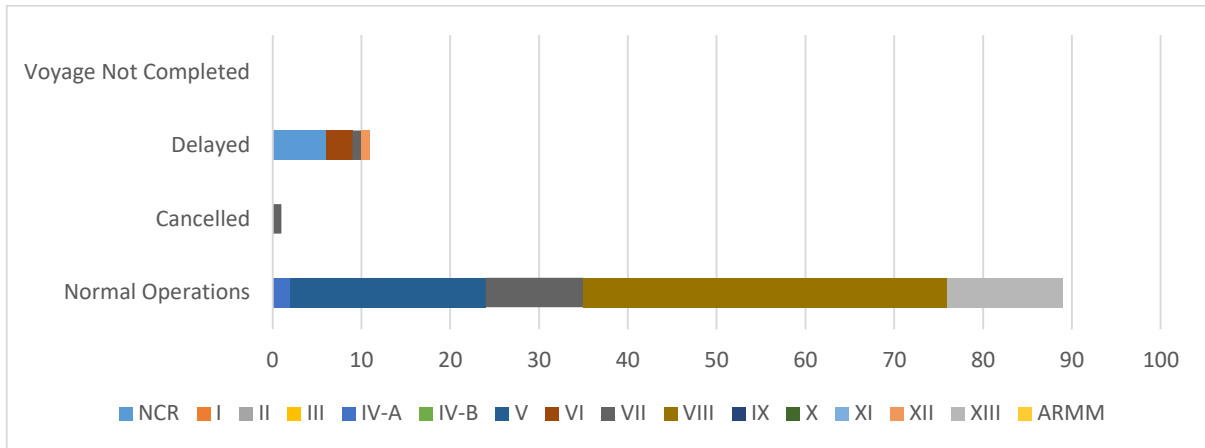
0 Operation Uncompleted

PASSENGER AND CARGO SHIPPING OPERATIONS IN THE PHILIPPINES IN AREAS UNDER MGCQ and GCQ



Total of 101 Passenger and Cargo Shipping Operations

I. STATUS OF SHIPPING OPERATIONS NATIONWIDE



On November 9, 2020, there were 101 passenger and cargo shipping operations conducted wherein 89 or 88% were completed in accordance with their Certificate of Public Convenience (CPC).

Out of the 89 operations completed under normal conditions, the reported movements were mostly in the Eastern Visayas Region at 46% and Bicol Region at 25%.

Meanwhile, 1% of the passenger and cargo shipping operations were cancelled, all due to the community quarantine measures imposed by the different local government units governing the ships' ports of destination. Mostly affected was operations in the Central Visayas Region.

Eight (8) passenger ships or 10% encountered delays due to the additional measures adopted in view of COVID-19 such as temperature screening and inspections.

Lastly, no passenger and cargo shipping operations was not completed at the time of reporting.

II. STATUS OF SHIPPING OPERATIONS BY CLASSIFICATION

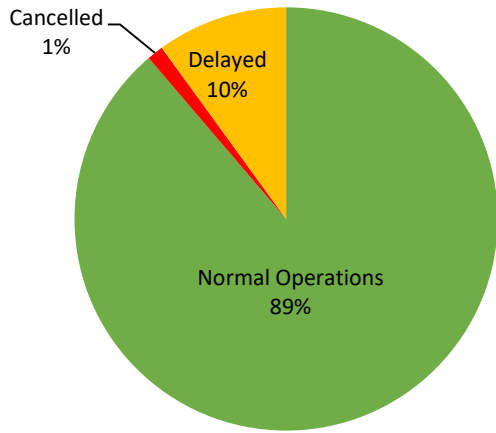
Region	Normal Operations		Cancelled		Delayed		Not Completed	
	Passenger	Cargo	Passenger	Cargo	Passenger	Cargo	Passenger	Cargo
NCR	-	-	-	-	4	2	-	-
I	-	-	-	-	-	-	-	-
II	-	-	-	-	-	-	-	-
III	-	-	-	-	-	-	-	-
IV-A	2	-	-	-	-	-	-	-
IV-B	-	-	-	-	-	-	-	-
V	22	-	-	-	-	-	-	-
VI	-	-	-	-	3	-	-	-
VII	11	-	1	-	1	-	-	-
VIII	23	18	-	-	-	-	-	-
IX	-	-	-	-	-	-	-	-
X	-	-	-	-	-	-	-	-
XI	-	-	-	-	-	-	-	-
XII	-	-	-	-	-	1	-	-
XIII	13	-	-	-	-	-	-	-
ARMM	-	-	-	-	-	-	-	-
Total	71	18	1	-	8	3	-	-

Amid the measures in place due to MGCQ, and GCQ, 18 out of 21 (86%) cargo ships still operated normally – are 4 bulk carrier, , 1 container ships, 4 general cargo ships, and 9 LCT ships.

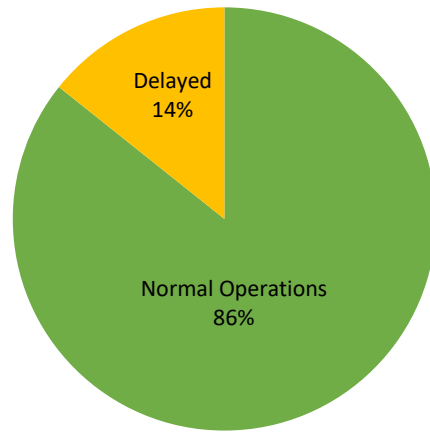
Seventy-one (71) passenger ships completed their voyage – 46 conventional passenger ships, 19 RoPax ships and 6 fast craft ferry completed their operations but mostly only carried cargoes during their voyage.

Meanwhile out of the 80 passenger ships, 11% were affected by the measures adopted in view of COVID-19. These measures caused either the cancellation, delay, or uncompleted operations of 9 passenger ships.

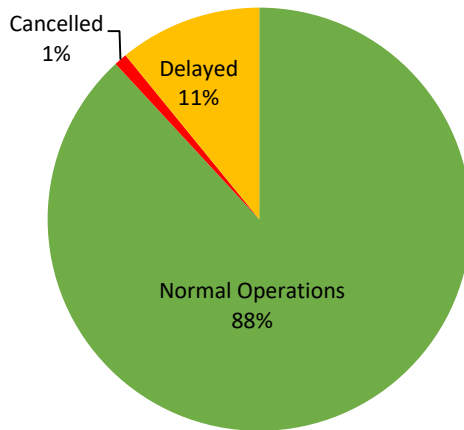
PASSENGER Ship Operations



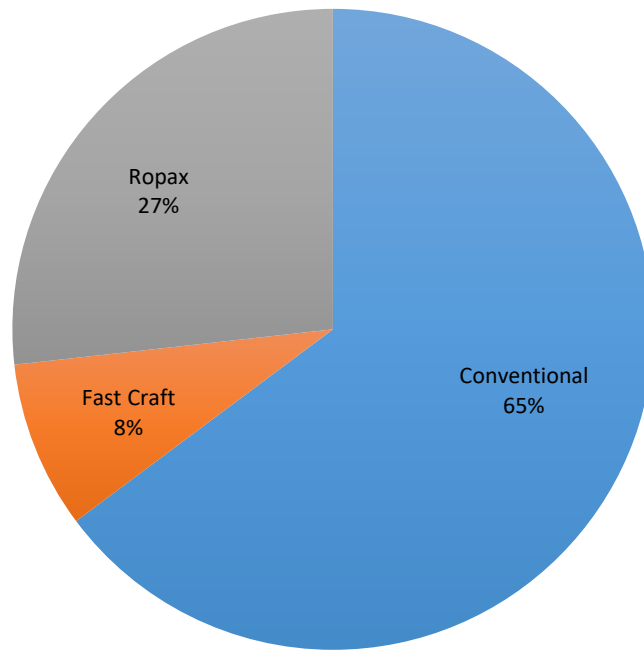
CARGO Ship Operations



PASSENGER and CARGO Ship Operations



Passenger Ship Types under Normal Operations



Cargo Ship Types under Normal Operations

