



## MARITIME INDUSTRY AUTHORITY SITUATION REPORT -223

Passenger and Cargo Shipping Operations on November 1, 2020  
in areas under MGCQ and GCQ

Data generated on November 1, 2020, 3:00:00 PM

### HIGHLIGHTS

- Thirty-one percent (31%) of passenger and cargo shipping operations were completed in accordance with the ships' CPC.
- Sixty-nine percent (69%) of the shipping operations were affected due to the measures implemented in view Code Red Sublevel 2 for the COVID-19 and significantly with the effects brought about by the super-typhoon "ROLLY" that cancelled most of the passenger shipping operation on 01 November 2020.
- Operations of passenger ships were more affected compared to cargo ships. 71% of the cargo shipping operations were completed as compared to none of passenger shipping operations.
- **With cargo shipping still operational, transport of goods amid MGCQ, and GCQ is assured.**

### PASSENGER AND CARGO SHIPPING IN NUMBERS

November 1, 2020

**16** Shipping Operations Recorded

**9** Passenger Ships Operated

**7** Cargo Ships Operated

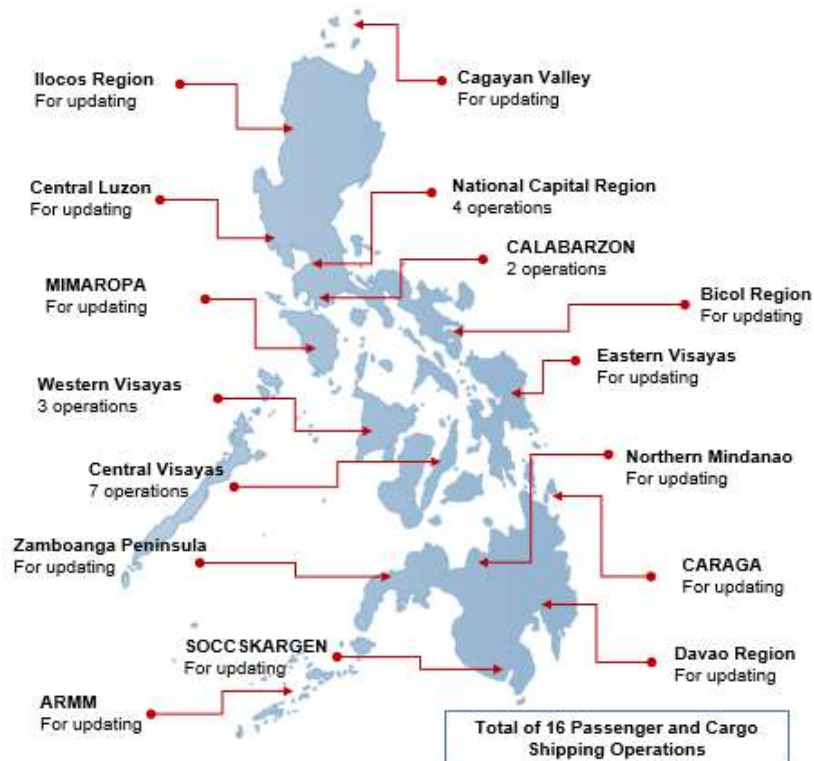
**5** Ships Operated Normally

**9** Operations Cancelled

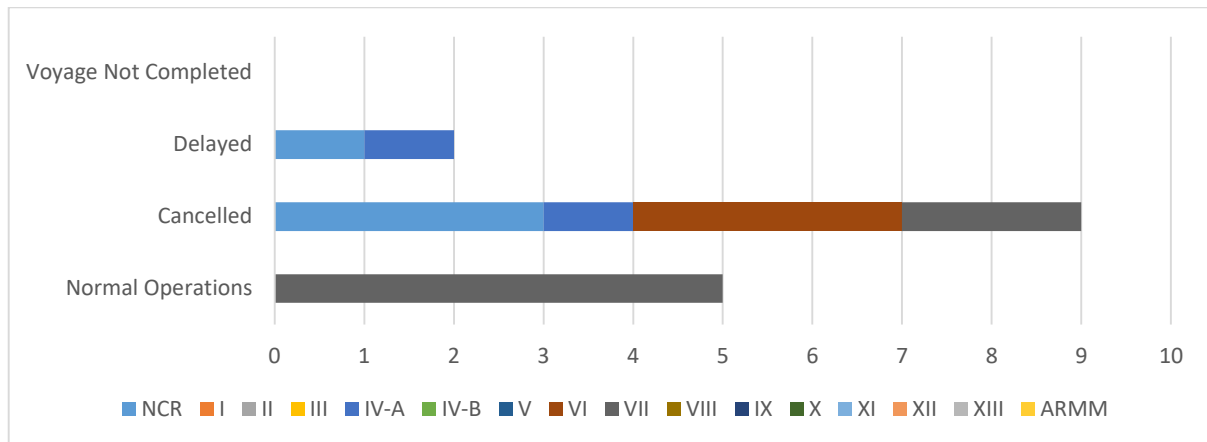
**2** Operations Delayed

**0** Operation Uncompleted

### PASSENGER AND CARGO SHIPPING OPERATIONS IN THE PHILIPPINES IN AREAS UNDER MGCQ and GCQ



## I. STATUS OF SHIPPING OPERATIONS NATIONWIDE



On November 1, 2020, there were 16 passenger and cargo shipping operations conducted wherein 5 or 31% were completed in accordance with their Certificate of Public Convenience (CPC).

Out of the 5 operations completed under normal conditions, the reported movements were mostly in the Central Visayas Region at %.

Meanwhile, 56% of the passenger and cargo shipping operations were cancelled, all due to the community quarantine measures imposed by the different local government units governing the ships' ports of destination. Mostly affected were operations in the National Capital Region and Western Visayas Regions.

One (1) passenger ships or 11% encountered delays due to the additional measures adopted in view of COVID-19 such as temperature screening and inspections.

Lastly, no passenger and cargo shipping operations was not completed at the time of reporting, as the respective ships were still underway.

## II. STATUS OF SHIPPING OPERATIONS BY CLASSIFICATION

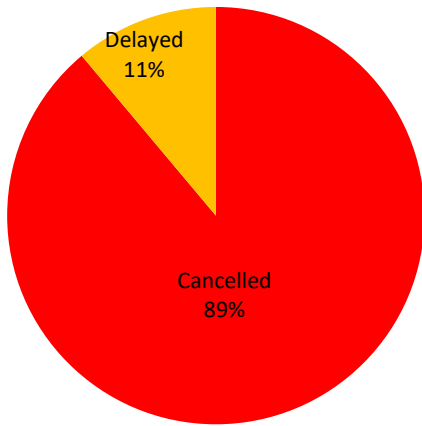
Region	Normal Operations		Cancelled		Delayed		Not Completed	
	Passenger	Cargo	Passenger	Cargo	Passenger	Cargo	Passenger	Cargo
<b>NCR</b>	-	-	3	-	-	1	-	-
<b>I</b>	-	-	-	-	-	-	-	-
<b>II</b>	-	-	-	-	-	-	-	-
<b>III</b>	-	-	-	-	-	-	-	-
<b>IV-A</b>	-	-	1	-	1	-	-	-
<b>IV-B</b>	-	-	-	-	-	-	-	-
<b>V</b>	-	-	-	-	-	-	-	-
<b>VI</b>	-	-	3	-	-	-	-	-
<b>VII</b>	-	5	1	1	-	-	-	-
<b>VIII</b>	-	-	-	-	-	-	-	-
<b>IX</b>	-	-	-	-	-	-	-	-
<b>X</b>	-	-	-	-	-	-	-	-
<b>XI</b>	-	-	-	-	-	-	-	-
<b>XII</b>	-	-	-	-	-	-	-	-
<b>XIII</b>	-	-	-	-	-	-	-	-
<b>ARMM</b>	-	-	-	-	-	-	-	-
<b>Total</b>	-	<b>5</b>	<b>8</b>	<b>1</b>	<b>1</b>	<b>1</b>	-	-

Amid the measures in place due to MGCQ, and GCQ, 5 out of 7 (71%) cargo ships still operated normally – are 1 Roro cargo ships.

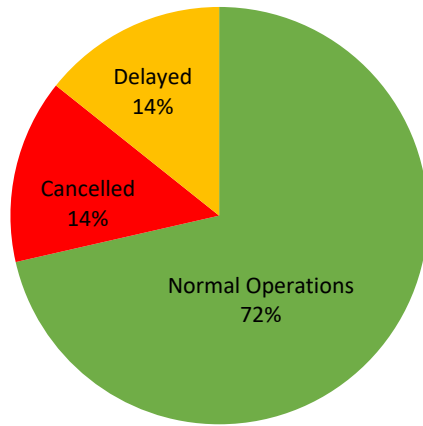
None passenger ships operated under normal operations during their voyage.

Meanwhile out of the 9 passenger ships, 100% were affected by the measures adopted in view of COVID-19 and the said super-typhoon. These measures caused either the cancellation, delay, or uncompleted operations of 9 passenger ships.

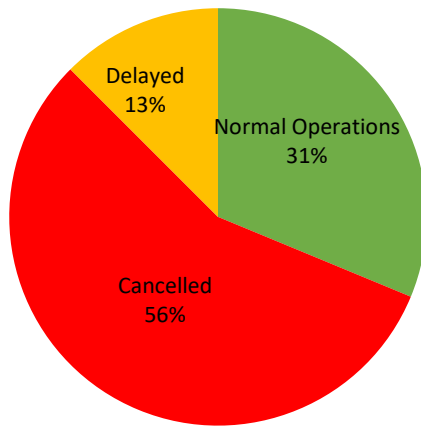
**PASSENGER  
Ship Operations**



**CARGO  
Ship Operations**



**PASSENGER and CARGO  
Ship Operations**



## Cargo Ship Types under Normal Operations

