



MARITIME INDUSTRY AUTHORITY SITUATION REPORT - 224

Passenger and Cargo Shipping Operations on November 2, 2020
in areas under MGCQ and GCQ

Data generated on November 2, 2020, 3:00:00 PM

HIGHLIGHTS

- Thirty-eight percent (38%) of passenger and cargo shipping operations were completed in accordance with the ships' CPC.
- Sixty-two percent (62%) of the shipping operations were affected due to the measures implemented in view Code Red Sublevel 2 for the COVID-19 and with the significant effects brought about by the super-typhoon "ROLLY" that cancelled/suspended most of the passenger shipping operation from 01-02 November 2020.
- Operations of passenger ships were more affected compared to cargo ships. 80% of the cargo shipping operations were completed under normal conditions compared to passenger ships at 33%.
- **With cargo shipping still operational, transport of goods amid MGCQ, and GCQ is assured.**

PASSENGER AND CARGO SHIPPING IN NUMBERS

November 2, 2020

45 Shipping Operations Recorded

40 Passenger Ships Operated

5 Cargo Ships Operated

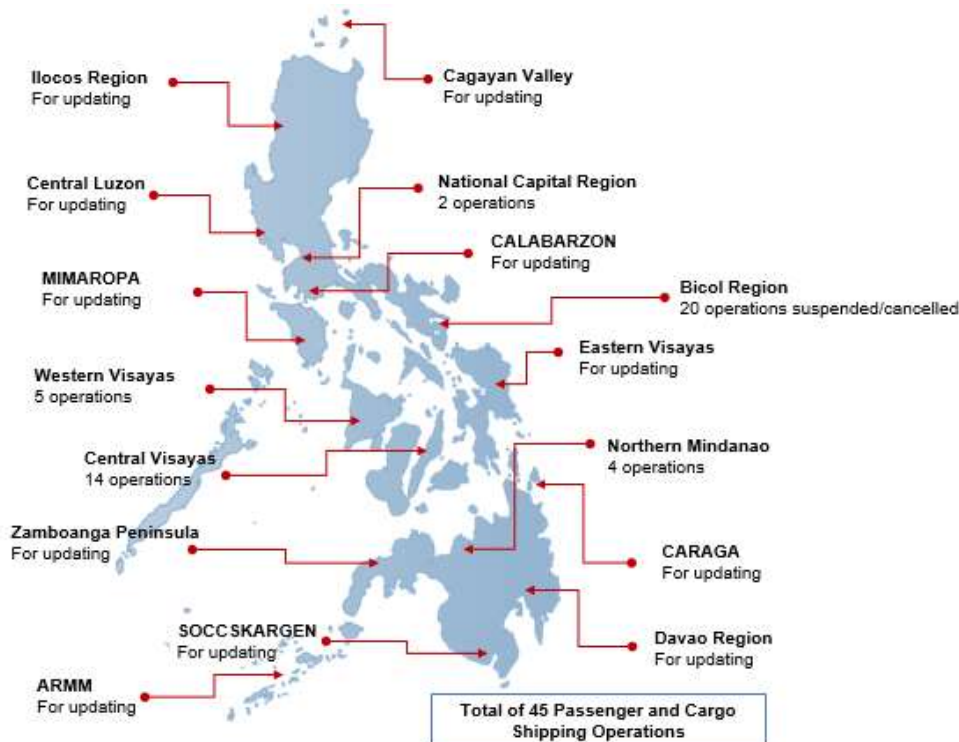
17 Ships Operated Normally

28 Operations Cancelled

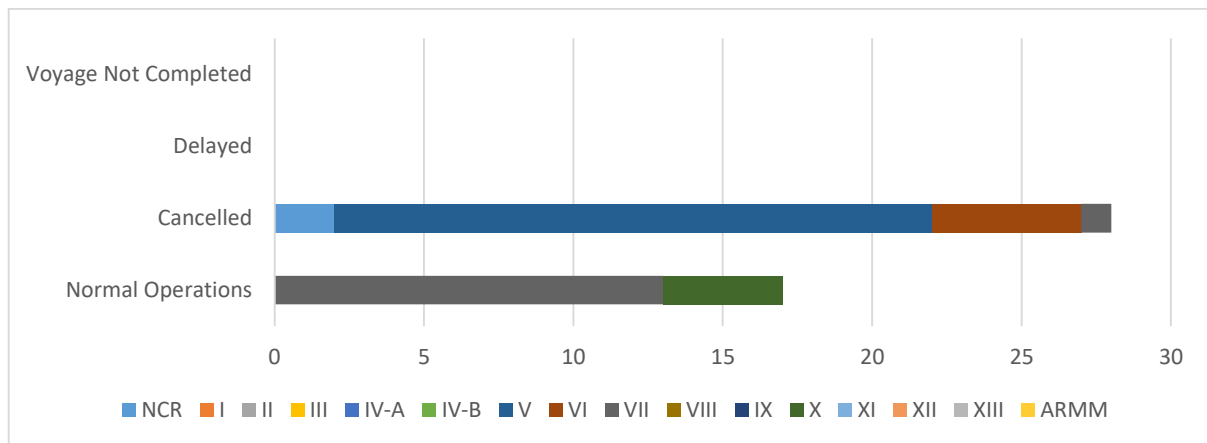
0 Operations Delayed

0 Operation Uncompleted

PASSENGER AND CARGO SHIPPING OPERATIONS IN THE PHILIPPINES IN AREAS UNDER MGCQ and GCQ



I. STATUS OF SHIPPING OPERATIONS NATIONWIDE



On November 2, 2020, there were 45 passenger and cargo shipping operations conducted wherein 17 or 38% were completed in accordance with their Certificate of Public Convenience (CPC).

Out of the 17 operations completed under normal conditions, the reported movements were mostly in the Central Visayas Region at 76% and CARAGA Region at 24%.

Meanwhile, 62% of the passenger and cargo shipping operations were cancelled/suspended, all due to the community quarantine measures imposed by the different local government units governing the ships' ports of destination and with the effects brought about by the super-typhoon "ROLLY". Mostly affected were operations in the Bicol and Western Visayas Regions.

no passenger ships encountered delays due to the additional measures adopted in view of COVID-19 such as temperature screening and inspections.

Lastly, no passenger and cargo shipping operations was not completed at the time of reporting.

II. STATUS OF SHIPPING OPERATIONS BY CLASSIFICATION

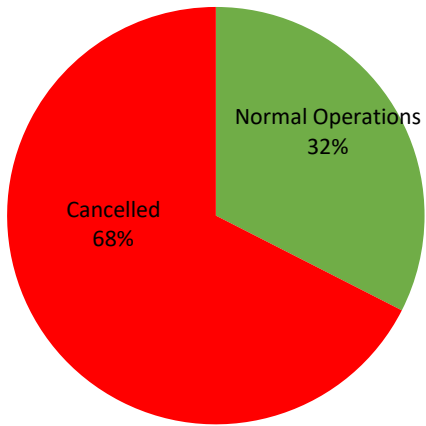
Region	Normal Operations		Cancelled		Delayed		Not Completed	
	Passenger	Cargo	Passenger	Cargo	Passenger	Cargo	Passenger	Cargo
NCR	-	-	1	1	-	-	-	-
I	-	-	-	-	-	-	-	-
II	-	-	-	-	-	-	-	-
III	-	-	-	-	-	-	-	-
IV-A	-	-	-	-	-	-	-	-
IV-B	-	-	-	-	-	-	-	-
V	-	-	20	-	-	-	-	-
VI	-	-	5	-	-	-	-	-
VII	9	4	1	-	-	-	-	-
VIII	-	-	0	-	-	-	-	-
IX	-	-	-	-	-	-	-	-
X	4	-	-	-	-	-	-	-
XI	-	-	-	-	-	-	-	-
XII	-	-	-	-	-	-	-	-
XIII	-	-	-	-	-	-	-	-
ARMM	-	-	-	-	-	-	-	-
Total	13	4	27	1	-	-	-	-

Amid the measures in place due to MGCQ, and GCQ, 4 out of 5 (80%) cargo ships still operated normally – are 4 Roro cargoes.

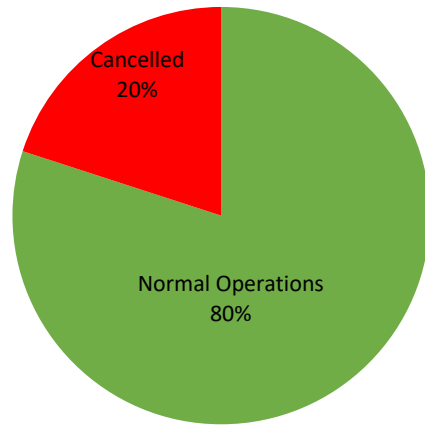
One hundred Forty Eight (13) passenger ships completed their voyage – 4 conventional passenger ships, and 9 RoPax ships completed their operations but mostly only carried cargoes during their voyage.

Meanwhile out of the 40 passenger ships, 68% were affected by the measures adopted in view of COVID-19. These measures caused either the cancellation, delay, or uncompleted operations of 27 passenger ships.

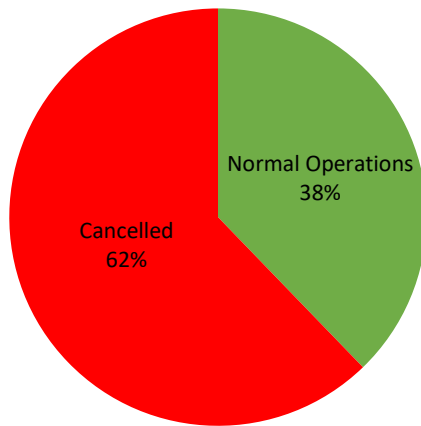
**PASSENGER
Ship Operations**



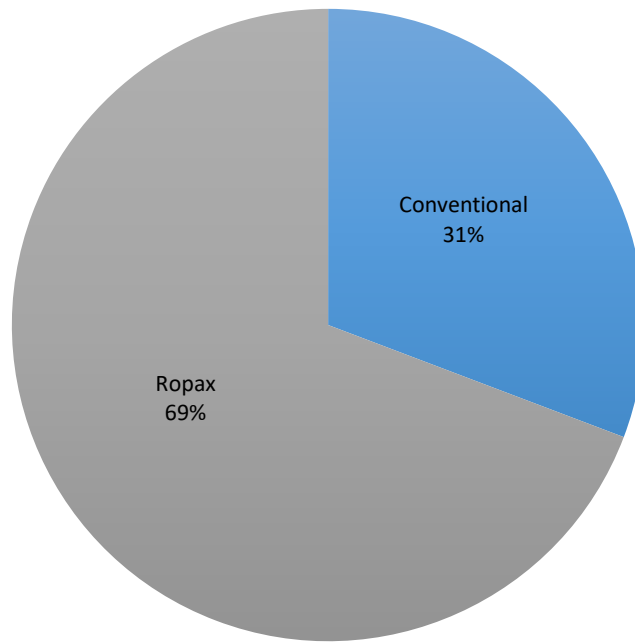
**CARGO
Ship Operations**



**PASSENGER and CARGO
Ship Operations**



Passenger Ship Types under Normal Operations



Cargo Ship Types under Normal Operations

