



MARITIME INDUSTRY AUTHORITY SITUATION REPORT - 226

Passenger and Cargo Shipping Operations on November 4, 2020
in areas under MGCQ and GCQ

Data generated on November 4, 2020, 3:00 PM

HIGHLIGHTS

- Ninety-one percent (91%) of passenger and cargo shipping operations were completed in accordance with the ships' CPC.
- Nine percent (9%) of the shipping operations were affected due to the measures implemented in view Code Red Sublevel 2 for the COVID-19.
- Operations of Cargo ships were more affected compared to cargo ships. 83% of the cargo shipping operations were completed under normal conditions compared to passenger ships at 91%.
- **With cargo shipping still operational, transport of goods amid MGCQ, and GCQ is assured.**

PASSENGER AND CARGO SHIPPING IN NUMBERS

November 4, 2020

140 Shipping Operations Recorded

128 Passenger Ships Operated

12 Cargo Ships Operated

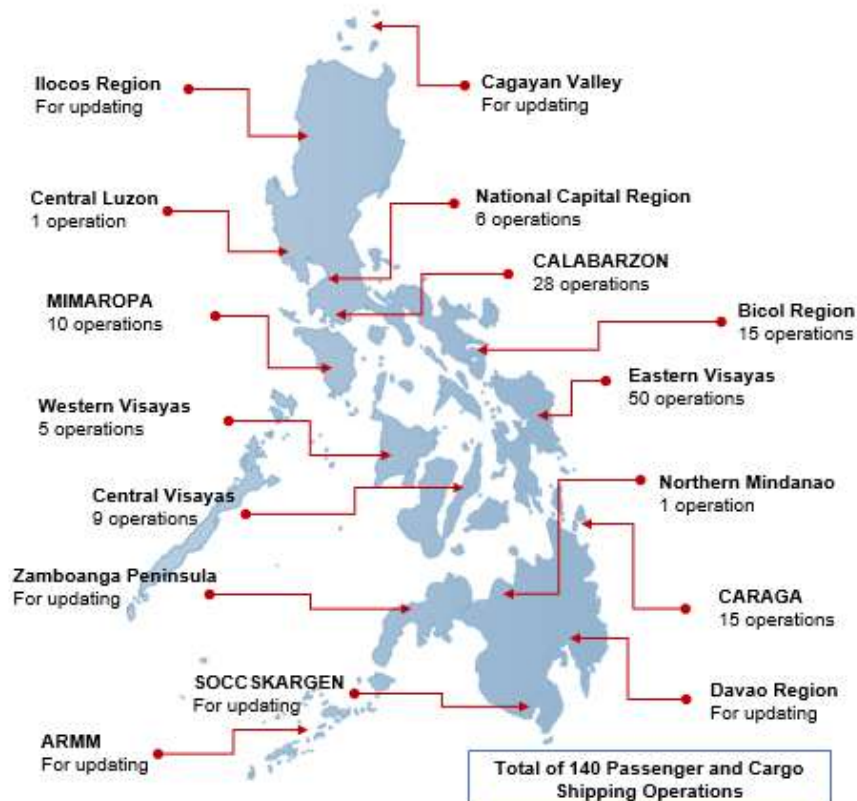
127 Ships Operated Normally

2 Operations Cancelled

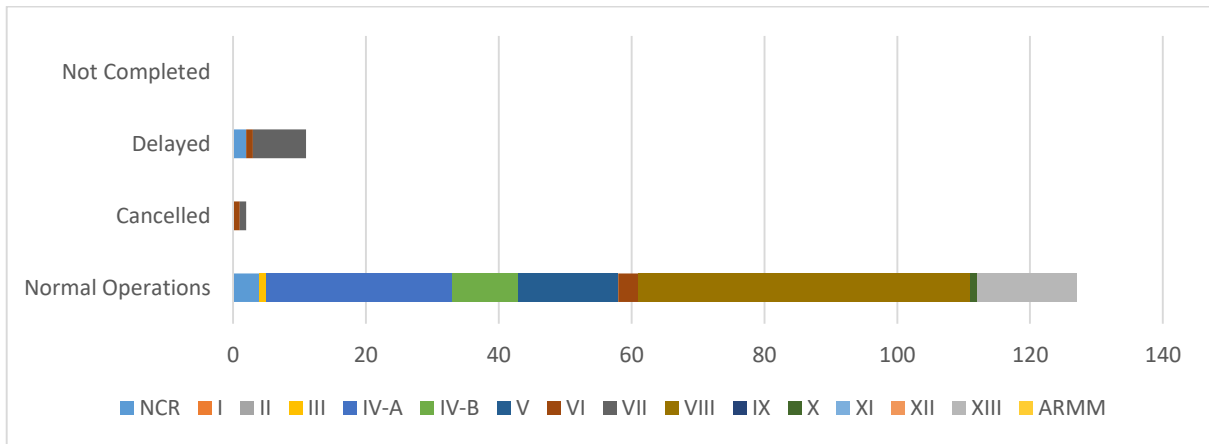
11 Operations Delayed

0 Operation Uncompleted

PASSENGER AND CARGO SHIPPING OPERATIONS IN THE PHILIPPINES IN AREAS UNDER MGCQ and GCQ



I. STATUS OF SHIPPING OPERATIONS NATIONWIDE



On November 4, 2020, there were 140 passenger and cargo shipping operations conducted wherein 127 or 91% were completed in accordance with their Certificate of Public Convenience (CPC).

Out of the 127 operations completed under normal conditions, the reported movements were mostly in the Eastern Visayas Region at 39% and Calabarzon Region at 22%.

Meanwhile, 1% of the passenger and cargo shipping operations were cancelled, all due to the community quarantine measures imposed by the different local government units governing the ships' ports of destination. Mostly affected were operations in the Central Visayas and Western Visayas Regions.

Nine (9) passenger ships or 7% encountered delays due to the additional measures adopted in view of COVID-19 such as temperature screening and inspections.

Lastly, no passenger and cargo shipping operations was not completed at the time of reporting.

II. STATUS OF SHIPPING OPERATIONS BY CLASSIFICATION

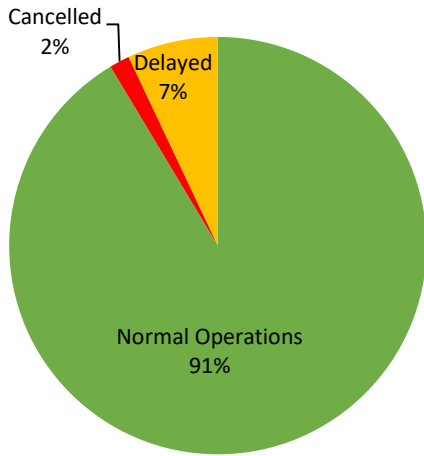
Region	Normal Operations		Cancelled		Delayed		Not Completed	
	Passenger	Cargo	Passenger	Cargo	Passenger	Cargo	Passenger	Cargo
NCR	3	1	-	-	1	1	-	-
I	-	-	-	-	-	-	-	-
II	-	-	-	-	-	-	-	-
III	-	1	-	-	-	-	-	-
IV-A	28	-	-	-	-	-	-	-
IV-B	10	-	-	-	-	-	-	-
V	13	2	-	-	-	-	-	-
VI	2	1	1	-	-	1	-	-
VII	-	-	1	-	8	-	-	-
VIII	46	4	-	-	-	-	-	-
IX	-	-	-	-	-	-	-	-
X	-	1	-	-	-	-	-	-
XI	-	-	-	-	-	-	-	-
XII	-	-	-	-	-	-	-	-
XIII	15	-	-	-	-	-	-	-
ARMM	-	-	-	-	-	-	-	-
Total	117	10	2	-	9	2	-	-

Amid the measures in place due to MGCQ, and GCQ, 10 out of 12 (83%) cargo ships still operated normally – are 1 chemical tanker, 1 container ship, 6 LCT ships, 1 oil tanker, and 1 other cargo.

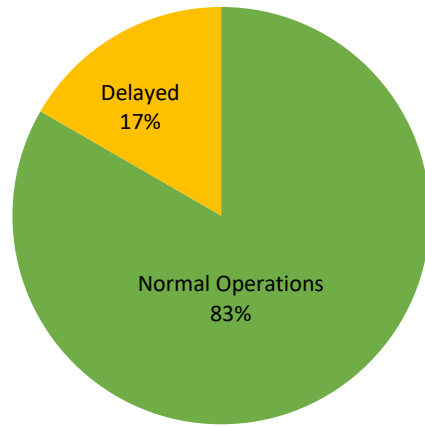
One hundred Forty Eight (117) passenger ships completed their voyage – 106 conventional passenger ships, 4 RoPax ships and 7 fast craft ferry completed their operations but mostly only carried cargoes during their voyage.

Meanwhile out of the 128 passenger ships, 9% were affected by the measures adopted in view of COVID-19. These measures caused either the cancellation, delay, or uncompleted operations of 11 passenger ships.

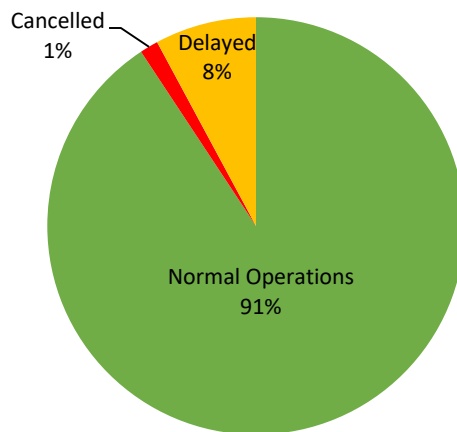
PASSENGER Ship Operations



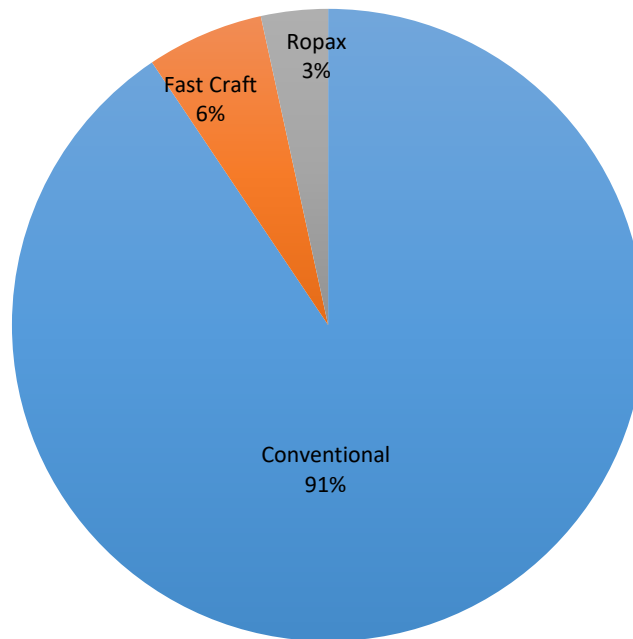
CARGO Ship Operations



PASSENGER and CARGO Ship Operations



Passenger Ship Types under Normal Operations



Cargo Ship Types under Normal Operations

