



**MARITIME INDUSTRY AUTHORITY
WEEKLY SUMMARY SITUATION REPORT - Summary 34**

Passenger and Cargo Shipping Operations on November 6-12, 2020
in areas under MGCQ and GCQ

Data generated on November 6-12, 2020, 3:00 PM

HIGHLIGHTS

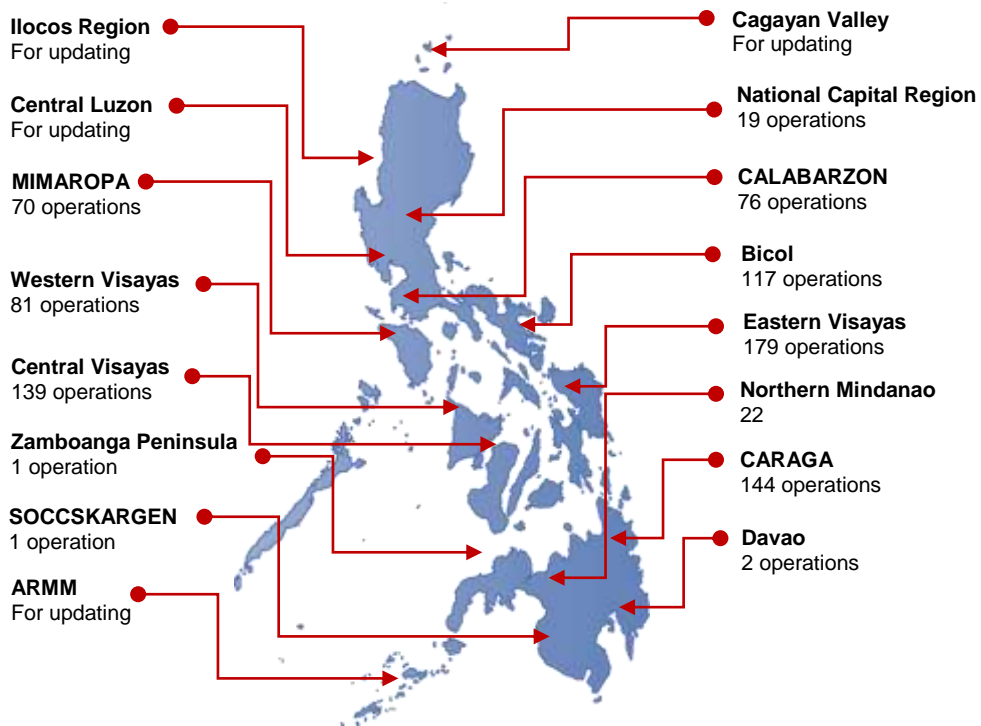
- Eighty-five percent (85%) of passenger and cargo shipping operations were completed in accordance with the ships' CPC.
- Fifteen percent (15%) of the shipping operations were affected due to the measures implemented in view Code Red Sublevel 2 for the COVID-19 and with the recent effects brought about by the current typhoon "ULYSSES".
- Operations of cargo ships were more affected compared to cargo ships. 84% of the cargo shipping operations were completed under normal conditions compared to passenger ships at 86%.
- Daily average passenger and cargo ship operations are 182 completed under normal conditions, 22 cancelled trips, 9 delayed and 0 not completed voyage.
- **With cargo shipping still operational, transport of goods amid MGCQ, and GCQ is assured.**

PASSENGER AND CARGO SHIPPING IN NUMBERS

November 6-12, 2020

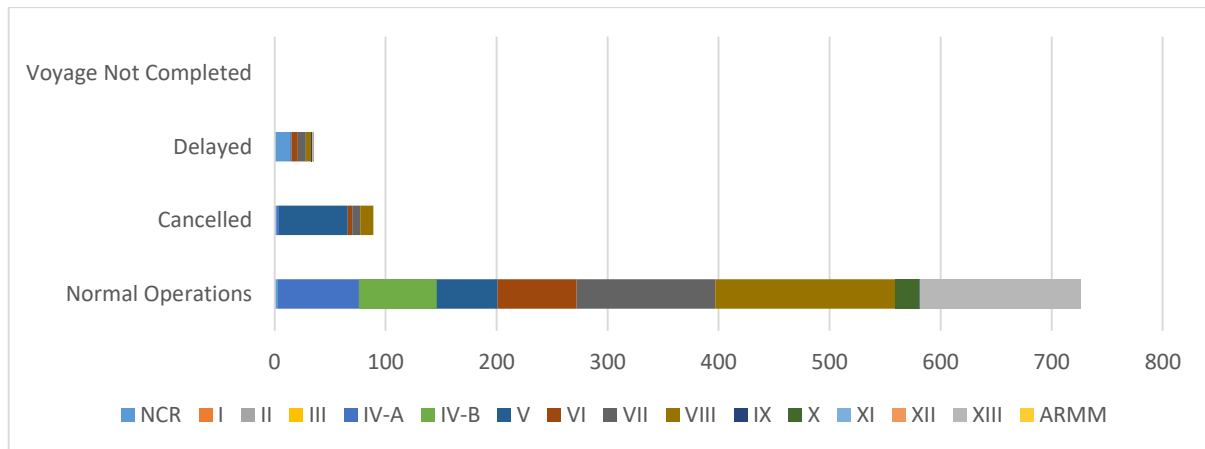
- 851** Shipping Operations Recorded
- 594** Passenger Ships Operated
- 257** Cargo Ships Operated
- 726** Ships Operated Normally
- 89** Operations Cancelled
- 36** Operations Delayed
- 0** Operation Uncompleted

**PASSENGER AND CARGO SHIPPING OPERATIONS IN THE PHILIPPINES
IN AREAS UNDER MGCQ and GCQ**



Total of 851 Passenger and Cargo Shipping Operations

I. STATUS OF SHIPPING OPERATIONS NATIONWIDE



On November 6-12, 2020, there were 851 passenger and cargo shipping operations conducted wherein 726 or 85% were completed in accordance with their Certificate of Public Convenience (CPC).

Out of the 726 operations completed under normal conditions, the reported movements were mostly in the Eastern Visayas Region at 22% and CARAGA Region at 20%.

Meanwhile, 10% of the passenger and cargo shipping operations were cancelled, all due to the community quarantine measures imposed by the different local government units governing the ships' ports of destination and with the effects brought about by the typhoon "ULYSSES". Mostly affected were operations in the Bicol and Eastern Visayas Regions.

Twenty-nine (29) passenger ships or 5% encountered delays due to the additional measures adopted in view of COVID-19 such as temperature screening and inspections.

Lastly, no passenger and cargo shipping operations was not completed at the time of reporting.

II. STATUS OF SHIPPING OPERATIONS BY CLASSIFICATION

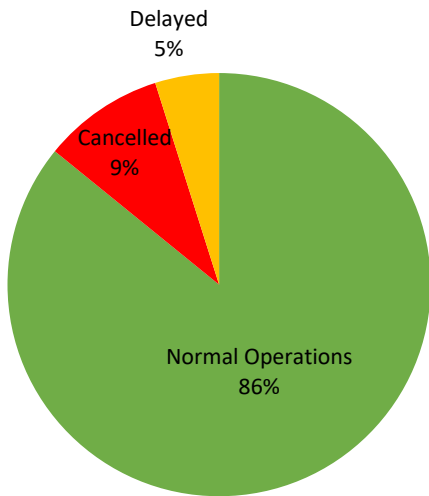
Region	Normal Operations		Cancelled		Delayed		Not Completed	
	Passenger	Cargo	Passenger	Cargo	Passenger	Cargo	Passenger	Cargo
NCR	2	1	2	-	9	5	-	-
I	-	-	-	-	-	-	-	-
II	-	-	-	-	-	-	-	-
III	-	-	-	-	-	-	-	-
IV-A	60	13	2	-	1	-	-	-
IV-B	59	11	-	-	-	-	-	-
V	50	5	33	29	-	-	-	-
VI	58	13	4	-	6	-	-	-
VII	80	45	7	-	7	-	-	-
VIII	68	94	7	5	5	-	-	-
IX	-	-	-	-	1	-	-	-
X	17	5	-	-	-	-	-	-
XI	-	1	-	-	-	1	-	-
XII	-	-	-	-	-	1	-	-
XIII	116	28	-	-	-	-	-	-
ARMM	-	-	-	-	-	-	-	-
Total	510	216	55	34	29	7	-	-

Amid the measures in place due to MGCQ, and GCQ, 216 out of 257 (84%) cargo ships still operated normally – are 46 bulk carrier, 19 container ships, 9 general cargo ships, 47 LCT ships, 9 oil tankers, 136 Roro cargo ships and 2 other cargo.

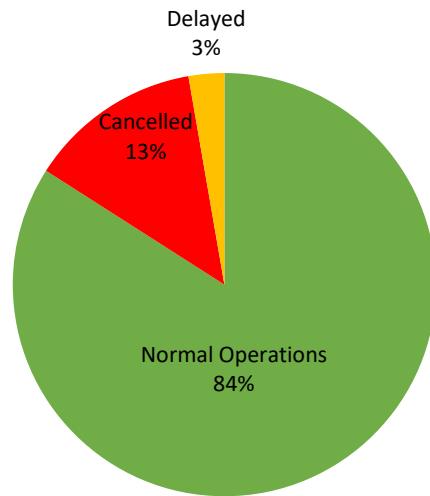
Five hundred-ten (510) passenger ships completed their voyage – 320 conventional passenger ships, 163 RoPax ships and 26 fast craft ferry completed their operations but mostly only carried cargoes during their voyage.

Meanwhile out of the 594 passenger ships, 14% were affected by the measures adopted in view of COVID-19. These measures caused either the cancellation, delay, or uncompleted operations of 84 passenger ships.

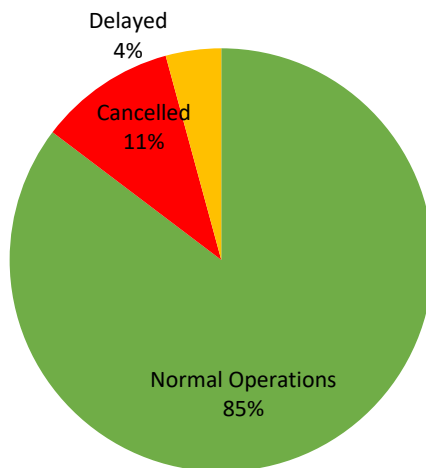
PASSENGER Ship Operations



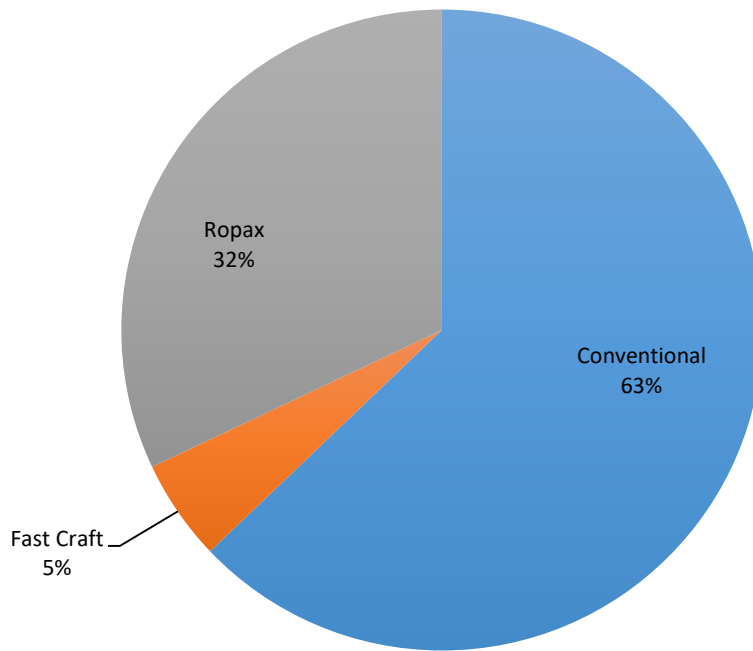
CARGO Ship Operations



PASSENGER and CARGO Ship Operations



Passenger Ship Types under Normal Operations



Cargo Ship Types under Normal Operations

