



MARITIME INDUSTRY AUTHORITY WEEKLY SUMMARY SITUATION REPORT - Summary 33

Passenger and Cargo Shipping Operations on Oct. 30 - Nov. 5, 2020
in areas under MGCQ and GCQ

Data generated on Oct. 30 - Nov. 5, 2020, 3:00 PM

HIGHLIGHTS

- Eighty-two percent (82%) of passenger and cargo shipping operations were completed in accordance with the ships' CPC.
- Eighteen percent (18%) of the shipping operations were affected due to the measures implemented in view Code Red Sublevel 2 for the COVID-19.
- Operations of passenger ships were more affected compared to cargo ships. 86% of the cargo shipping operations were completed under normal conditions compared to passenger ships at 82%.
- Daily average passenger and cargo ship operations are 113 completed under normal conditions, 20 cancelled trips, 12 delayed and 0 not completed voyage.
- **With cargo shipping still operational, transport of goods amid MGCQ, and GCQ is assured.**

PASSENGER AND CARGO SHIPPING IN NUMBERS

Oct. 30 - Nov. 5, 2020

699 Shipping Operations Recorded

634 Passenger Ships Operated

65 Cargo Ships Operated

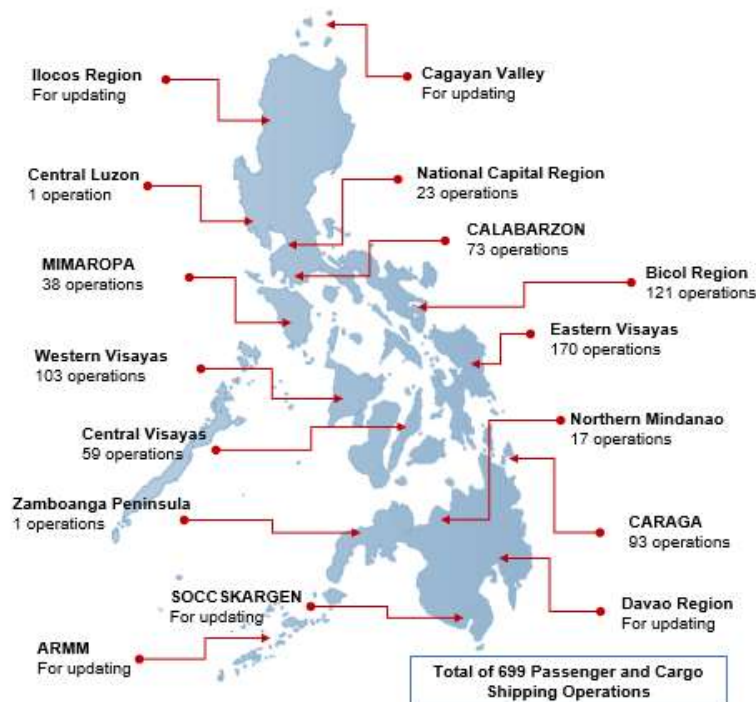
573 Ships Operated Normally

78 Operations Cancelled

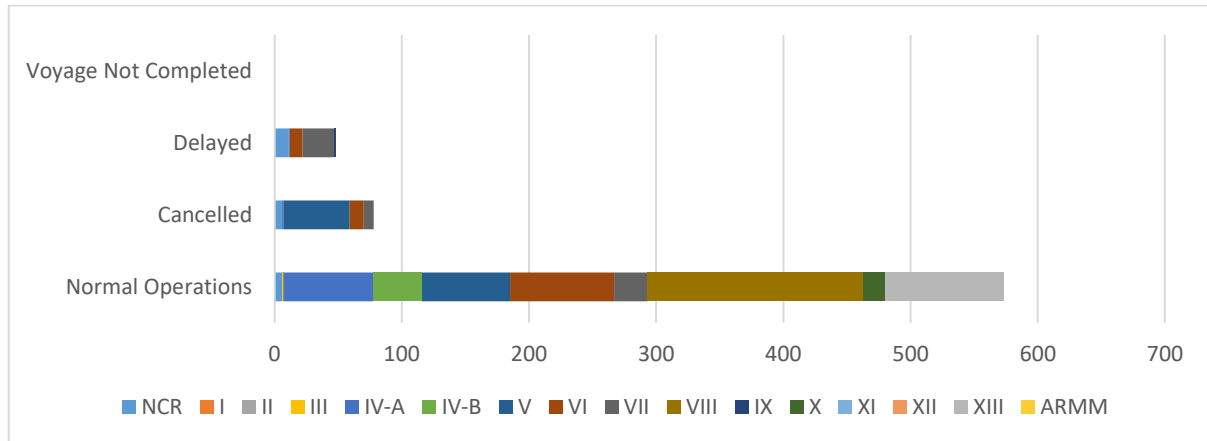
48 Operations Delayed

0 Operation Uncompleted

PASSENGER AND CARGO SHIPPING OPERATIONS IN THE PHILIPPINES IN AREAS UNDER MGCQ and GCQ



I. STATUS OF SHIPPING OPERATIONS NATIONWIDE



On Oct. 30 - Nov. 5, 2020, there were 699 passenger and cargo shipping operations conducted wherein 573 or 82% were completed in accordance with their Certificate of Public Convenience (CPC).

Out of the 573 operations completed under normal conditions, the reported movements were mostly in the Eastern Visayas Region at 30% and Western Visayas Region at 16%.

Meanwhile, 11% of the passenger and cargo shipping operations were cancelled, all due to the community quarantine measures imposed by the different local government units governing the ships' ports of destination and with the effects brought about by the super-typhoon "ROLLY". Mostly affected were operations in the Bicol Region and Central Visayas Region.

Forty-one (41) passenger ships or 6% encountered delays due to the additional measures adopted in view of COVID-19 such as temperature screening and inspections.

Lastly, no passenger and cargo shipping operations was not completed at the time of reporting.

II. STATUS OF SHIPPING OPERATIONS BY CLASSIFICATION

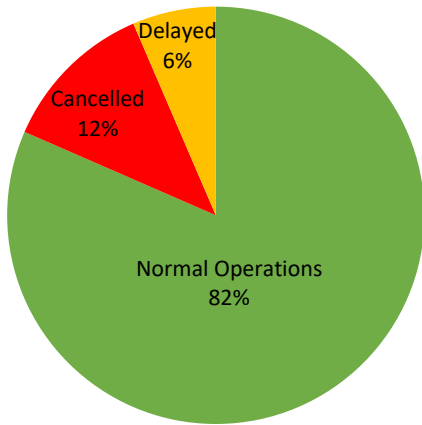
Region	Normal Operations		Cancelled		Delayed		Not Completed	
	Passenger	Cargo	Passenger	Cargo	Passenger	Cargo	Passenger	Cargo
NCR	3	3	5	1	6	5	-	-
I	-	-	-	-	-	-	-	-
II	-	-	-	-	-	-	-	-
III	-	1	0	-	-	-	-	-
IV-A	71	-	1	-	1	-	-	-
IV-B	38	-	-	-	-	-	-	-
V	66	3	52	-	-	-	-	-
VI	79	3	11	-	8	2	-	-
VII	12	14	7	1	25	-	-	-
VIII	141	29	-	-	-	-	-	-
IX	-	-	-	-	1	-	-	-
X	14	3	-	-	-	-	-	-
XI	-	-	-	-	-	-	-	-
XII	-	-	-	-	-	-	-	-
XIII	93	-	-	-	-	-	-	-
ARMM	-	-	-	-	-	-	-	-
Total	517	56	76	2	41	7	-	-

Amid the measures in place due to MGCQ, and GCQ, 56 out of 65 (86%) cargo ships still operated normally – are 8 bulk carrier, 1 chemical tanker, 4 container ships, 7 general cargo ships, 11 LCT ships, 2 oil tankers, 21 Roro cargo ships and 2 other cargo.

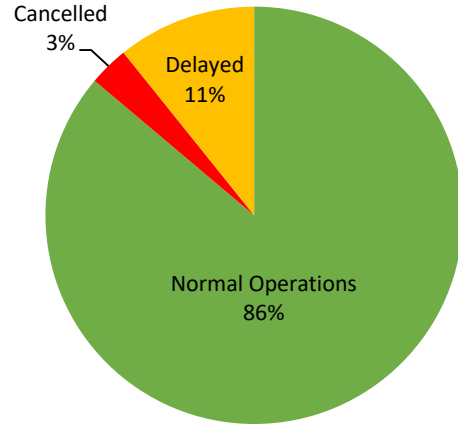
Forty-two (517) passenger ships completed their voyage – 423 conventional passenger ships, 66 RoPax ships and 28 fast craft ferry completed their operations but mostly only carried cargoes during their voyage.

Meanwhile out of the 634 passenger ships, 18% were affected by the measures adopted in view of COVID-19. These measures caused either the cancellation, delay, or uncompleted operations of 117 passenger ships.

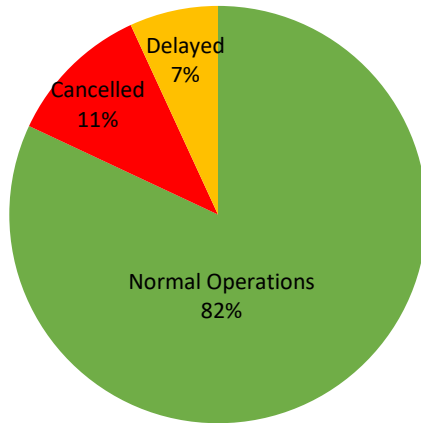
PASSENGER Ship Operations



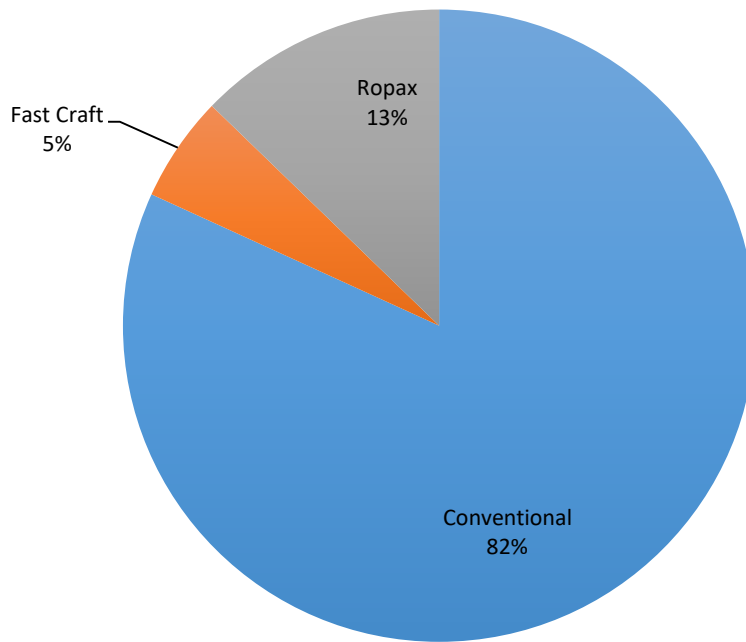
CARGO Ship Operations



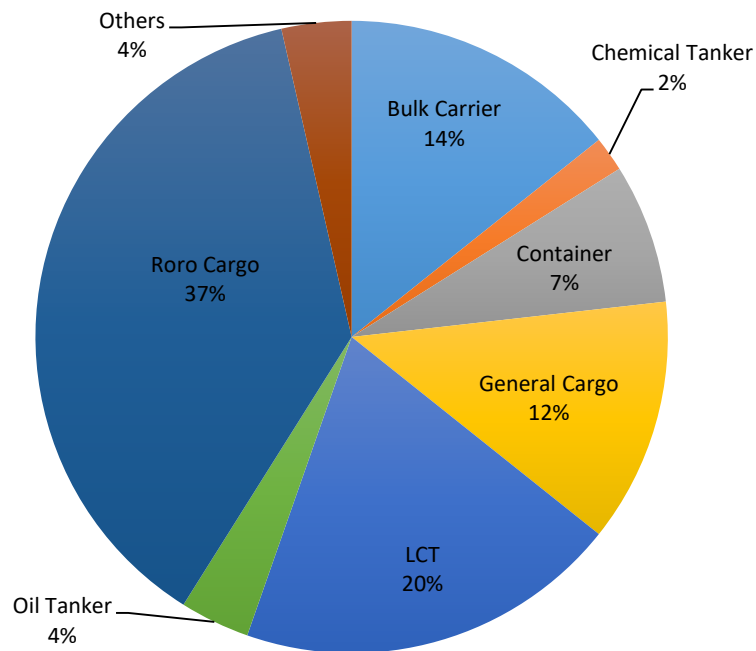
PASSENGER and CARGO Ship Operations



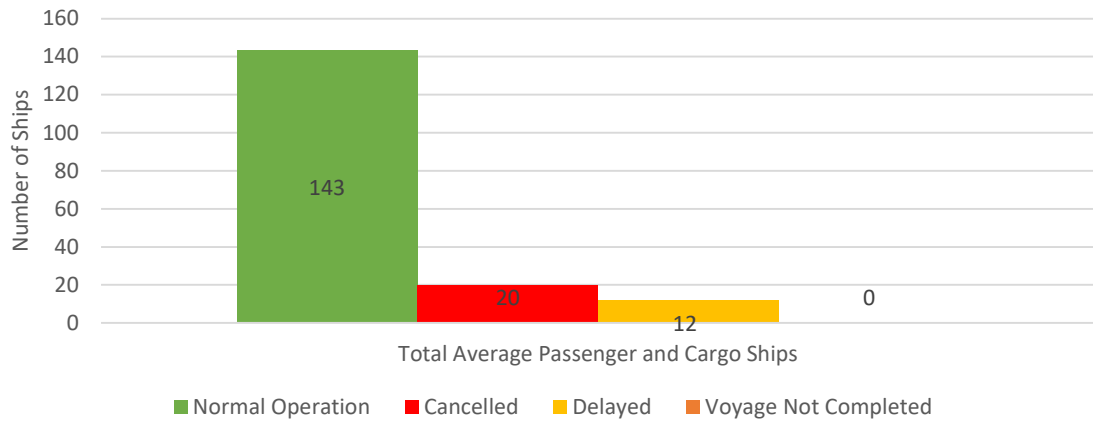
Passenger Ship Types under Normal Operations



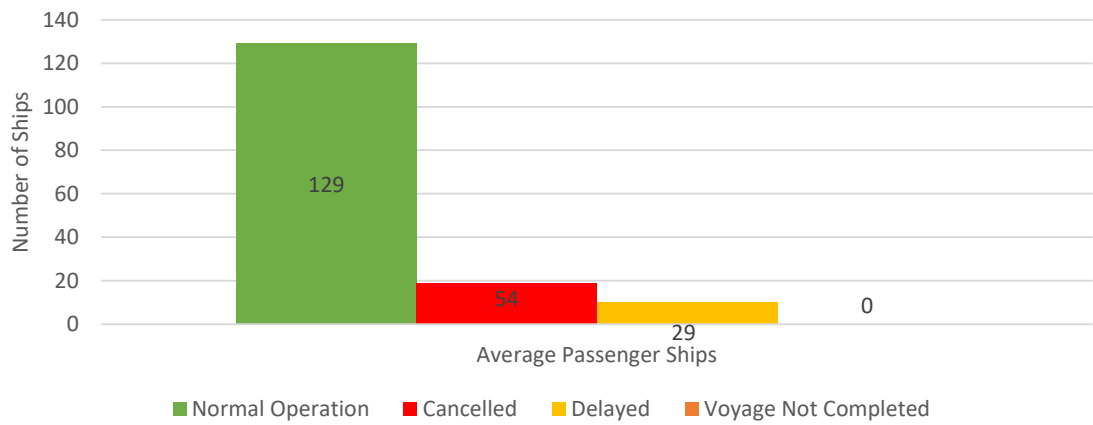
Cargo Ship Types under Normal Operations



Daily Average Passenger and Cargo Ship Operation



Daily Average Passenger Ship Operation



Daily Average Cargo Ship Operation

