



MARITIME INDUSTRY AUTHORITY SITUATION REPORT -262

Passenger and Cargo Shipping Operations on 12/10/2020
in areas under MGCQ and GCQ

Data generated on 12/10/2020, 3:00:00 PM

HIGHLIGHTS

- Ninety-five percent (95%) of passenger and cargo shipping operations were completed in accordance with the ships' CPC.
- Five percent (5%) of the shipping operations were affected due to the measures implemented in view Code Red Sublevel 2 for the COVID-19.
- Operations of passenger ships were more affected compared to cargo ships. 97% of the cargo shipping operations were completed under normal conditions compared to passenger ships at 93%.
- **With cargo shipping still operational, transport of goods amid MGCQ, and GCQ is assured.**

PASSENGER AND CARGO SHIPPING IN NUMBERS

12/10/2020

152 Shipping Operations Recorded

86 Passenger Ships Operated

66 Cargo Ships Operated

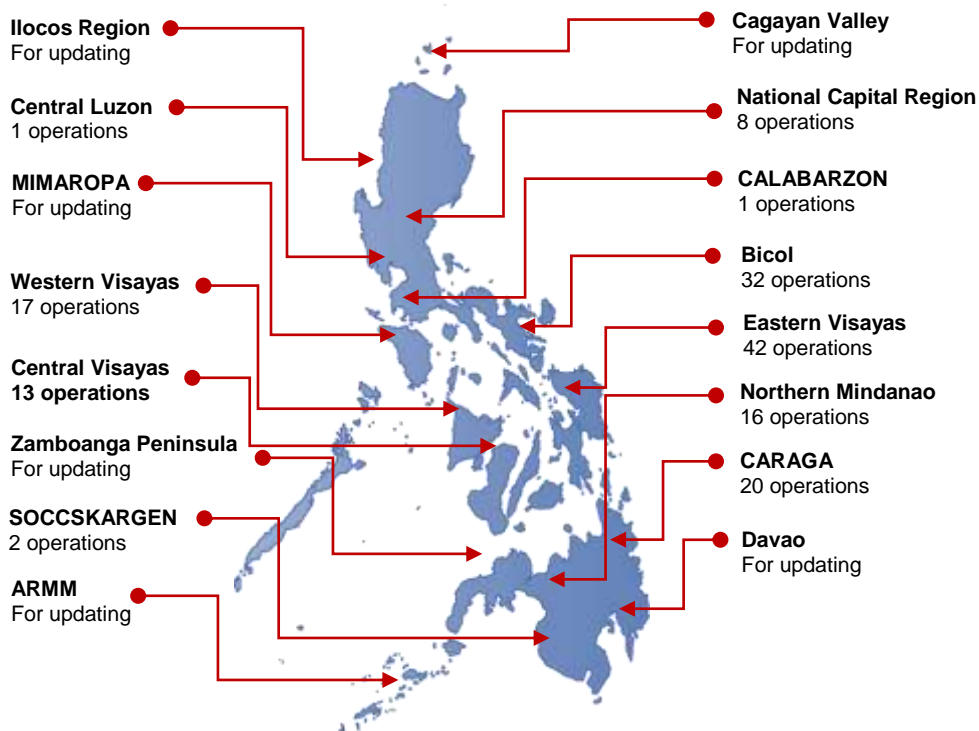
144 Ships Operated Normally

2 Operations Cancelled

6 Operations Delayed

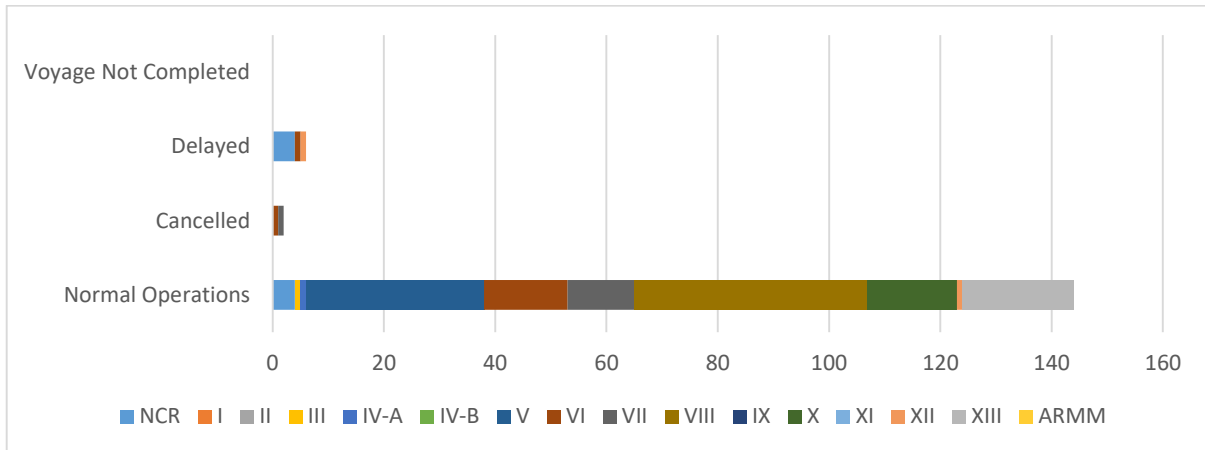
0 Operation Uncompleted

PASSENGER AND CARGO SHIPPING OPERATIONS IN THE PHILIPPINES IN AREAS UNDER MGCQ and GCQ



Total of 152 Passenger and Cargo Shipping Operations

I. STATUS OF SHIPPING OPERATIONS NATIONWIDE



On 12/10/2020, there were 152 passenger and cargo shipping operations conducted wherein 144 or 95% were completed in accordance with their Certificate of Public Convenience (CPC).

Out of the 144 operations completed under normal conditions, the reported movements were mostly in the Eastern Visayas Region at 29% and Bicol Region at 22%.

Meanwhile, 1% of the passenger and cargo shipping operations were cancelled, all due to the community quarantine measures imposed by the different local government units governing the ships' ports of destination. Mostly affected were operations in the Central Visayas and Eastern Visayas Regions.

Four (4) passenger ships or 5% encountered delays due to the additional measures adopted in view of COVID-19 such as temperature screening and inspections.

Lastly, no shipping operations were not completed at the time of reporting.

II. STATUS OF SHIPPING OPERATIONS BY CLASSIFICATION

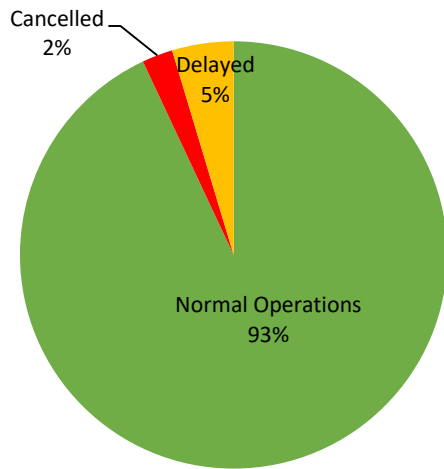
Region	Normal Operations		Cancelled		Delayed		Not Completed	
	Passenger	Cargo	Passenger	Cargo	Passenger	Cargo	Passenger	Cargo
NCR	-	4	-	-	3	1	-	-
I	-	-	-	-	-	-	-	-
II	-	-	-	-	-	-	-	-
III	-	1	-	-	-	-	-	-
IV-A	1	-	-	-	-	-	-	-
IV-B	-	-	-	-	-	-	-	-
V	23	9	-	-	-	-	-	-
VI	7	8	1	-	1	-	-	-
VII	5	7	1	-	-	-	-	-
VIII	18	24	-	-	-	-	-	-
IX	-	-	-	-	-	-	-	-
X	11	5	-	-	-	-	-	-
XI	-	-	-	-	-	-	-	-
XII	-	1	-	-	-	1	-	-
XIII	15	5	-	-	-	-	-	-
ARMM	-	-	-	-	-	-	-	-
Total	80	64	2	-	4	2	-	-

Amid the measures in place due to MGCQ, and GCQ, 64 out of 66 (97%) cargo ships still operated normally – are 5 bulk carrier, 3 chemical tanker, 9 container ships, 2 general cargo ships, 18 LCT ships, 2 oil tankers, 25 Roro cargo ships and 0 other cargo.

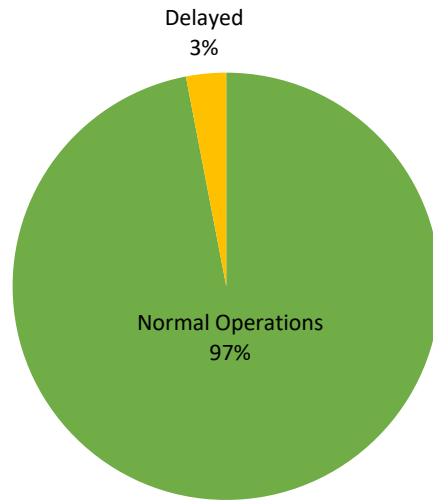
Eighty (80) passenger ships completed their voyage – 41 conventional passenger ships, 32 RoPax ships and 7 fast craft ferry completed their operations but mostly only carried cargoes during their voyage.

Meanwhile out of the 86 passenger ships, 7% were affected by the measures adopted in view of COVID-19. These measures caused either the cancellation, delay, or uncompleted operations of 6 passenger ships.

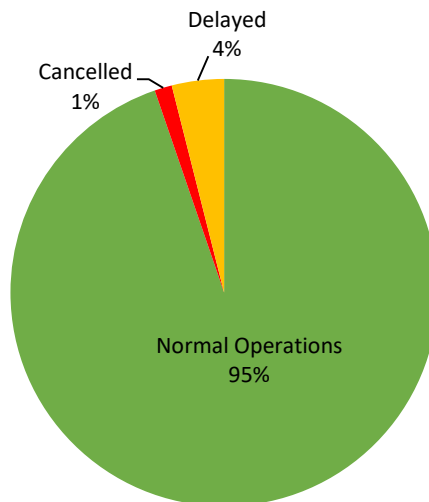
PASSENGER Ship Operations



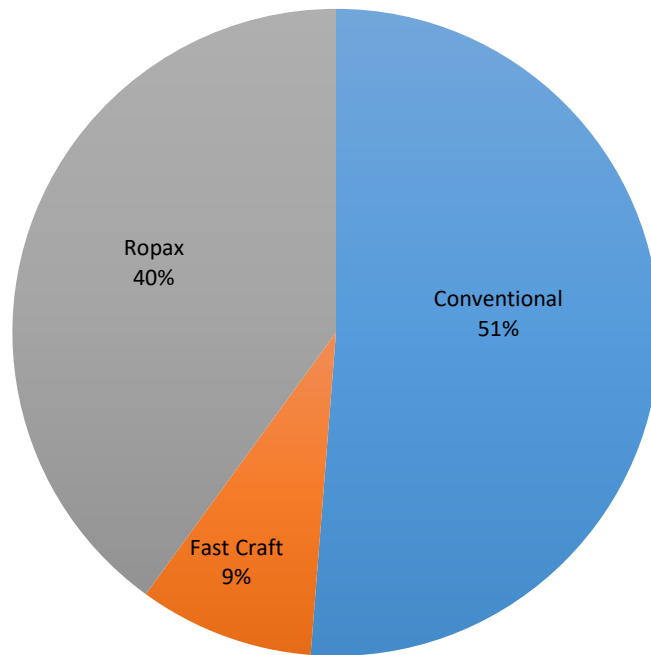
CARGO Ship Operations



PASSENGER and CARGO Ship Operations



Passenger Ship Types under Normal Operations



Cargo Ship Types under Normal Operations

