



MARITIME INDUSTRY AUTHORITY SITUATION REPORT -298

Passenger and Cargo Shipping Operations on 1/15/2021
in areas under MGCQ and GCQ

Data generated on 1/15/2021, 3:00:00 PM

HIGHLIGHTS

- Ninety-Eight percent (98%) of passenger and cargo shipping operations were completed in accordance with the ships' CPC.
- Two percent (2%) of the shipping operations were affected due to the measures implemented in view Code Red Sublevel 2 for the COVID-19.
- Operations of passenger ships were more affected compared to cargo ships. 100% of the cargo shipping operations were completed under normal conditions compared to passenger ships at 97%.
- **With cargo shipping still operational, transport of goods amid MGCQ, and GCQ is assured.**

PASSENGER AND CARGO SHIPPING IN NUMBERS

1/15/2021

112 Shipping Operations Recorded

78 Passenger Ships Operated

34 Cargo Ships Operated

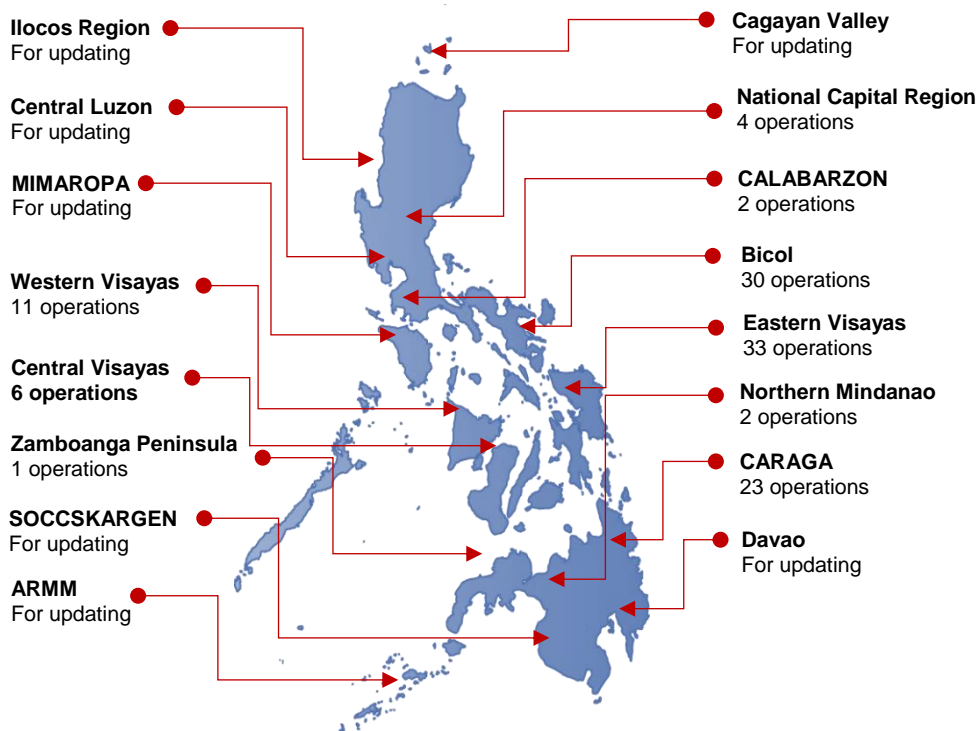
110 Ships Operated Normally

0 Operations Cancelled

2 Operations Delayed

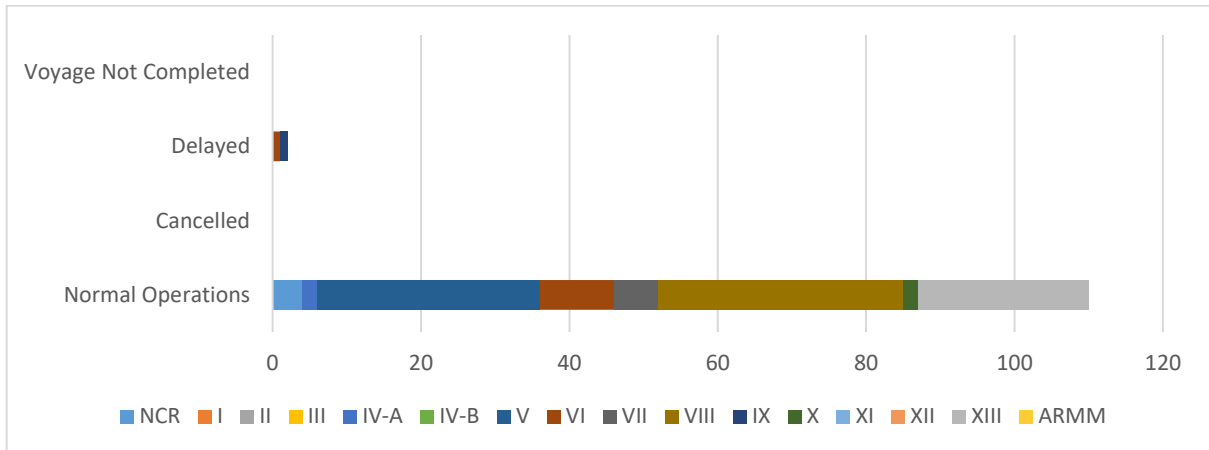
0 Operation Uncompleted

PASSENGER AND CARGO SHIPPING OPERATIONS IN THE PHILIPPINES IN AREAS UNDER MGCQ and GCQ



Total of 112 Passenger and Cargo Shipping Operations

I. STATUS OF SHIPPING OPERATIONS NATIONWIDE



On 1/15/2021, there were 112 passenger and cargo shipping operations conducted wherein 110 or 98% were completed in accordance with their Certificate of Public Convenience (CPC).

Out of the 110 operations completed under normal conditions, the reported movements were mostly in the Eastern Visayas Region at 30% and Bicol Region at 27%.

Meanwhile, no passenger and cargo shipping operations were cancelled.

Two (2) passenger ships or 3% encountered delays due to the additional measures adopted in view of COVID-19 such as temperature screening and inspections.

Lastly, no shipping operations were not completed at the time of reporting.

II. STATUS OF SHIPPING OPERATIONS BY CLASSIFICATION

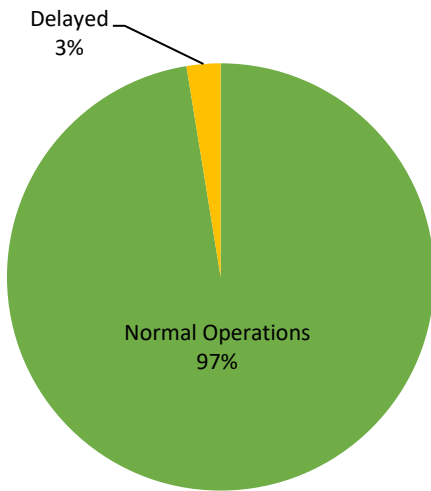
Region	Normal Operations		Cancelled		Delayed		Not Completed	
	Passenger	Cargo	Passenger	Cargo	Passenger	Cargo	Passenger	Cargo
NCR	2	2	-	-	-	-	-	-
I	-	-	-	-	-	-	-	-
II	-	-	-	-	-	-	-	-
III	-	-	-	-	-	-	-	-
IV-A	2	-	-	-	-	-	-	-
IV-B	-	-	-	-	-	-	-	-
V	27	3	-	-	-	-	-	-
VI	6	4	-	-	1	-	-	-
VII	3	3	-	-	-	-	-	-
VIII	15	18	-	-	-	-	-	-
IX	-	-	-	-	1	-	-	-
X	-	2	-	-	-	-	-	-
XI	-	-	-	-	-	-	-	-
XII	-	-	-	-	-	-	-	-
XIII	21	2	-	-	-	-	-	-
ARMM	-	-	-	-	-	-	-	-
Total	76	34	-	-	2	-	-	-

Amid the measures in place due to MGCQ, and GCQ, 34 out of 34 (100%) cargo ships still operated normally – are 4 bulk carrier, 2 container ships, 1 general cargo ships, 13 LCT ships, 2 oil tankers and 12 Roro cargo ships and.

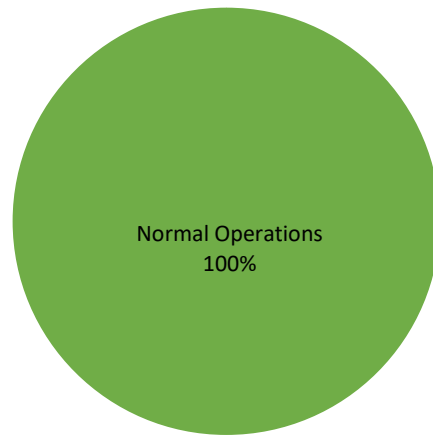
Seventy – Six (76) passenger ships completed their voyage – 60 conventional passenger ships, 12 RoPax ships and 4 fast craft ferry completed their operations but mostly only carried cargoes during their voyage.

Meanwhile out of the 78 passenger ships, 3% were affected by the measures adopted in view of COVID-19. These measures caused either the cancellation, delay, or uncompleted operations of 2 passenger ships.

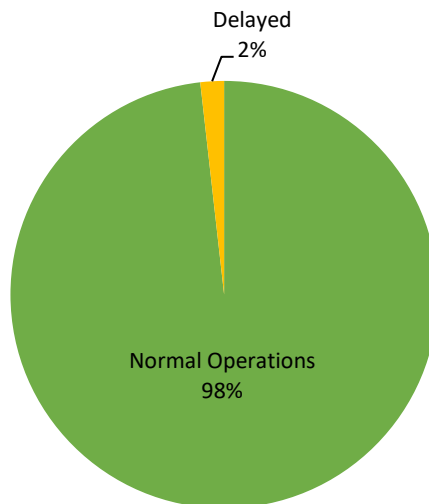
PASSENGER Ship Operations



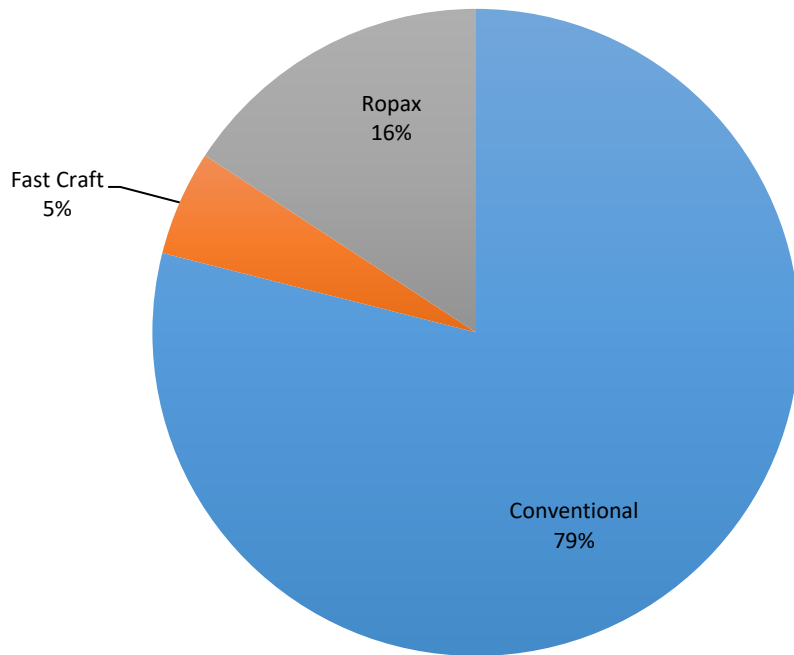
CARGO Ship Operations



PASSENGER and CARGO Ship Operations



Passenger Ship Types under Normal Operations



Cargo Ship Types under Normal Operations

