



**MARITIME INDUSTRY AUTHORITY**  
**WEEKLY SUMMARY SITUATION REPORT - Summary 41**  
 Passenger and Cargo Shipping Operations on Dec. 25-31, 2020  
 in areas under MGCQ and GCQ

*Data generated on Dec. 25-31, 2020, 3:00 PM*

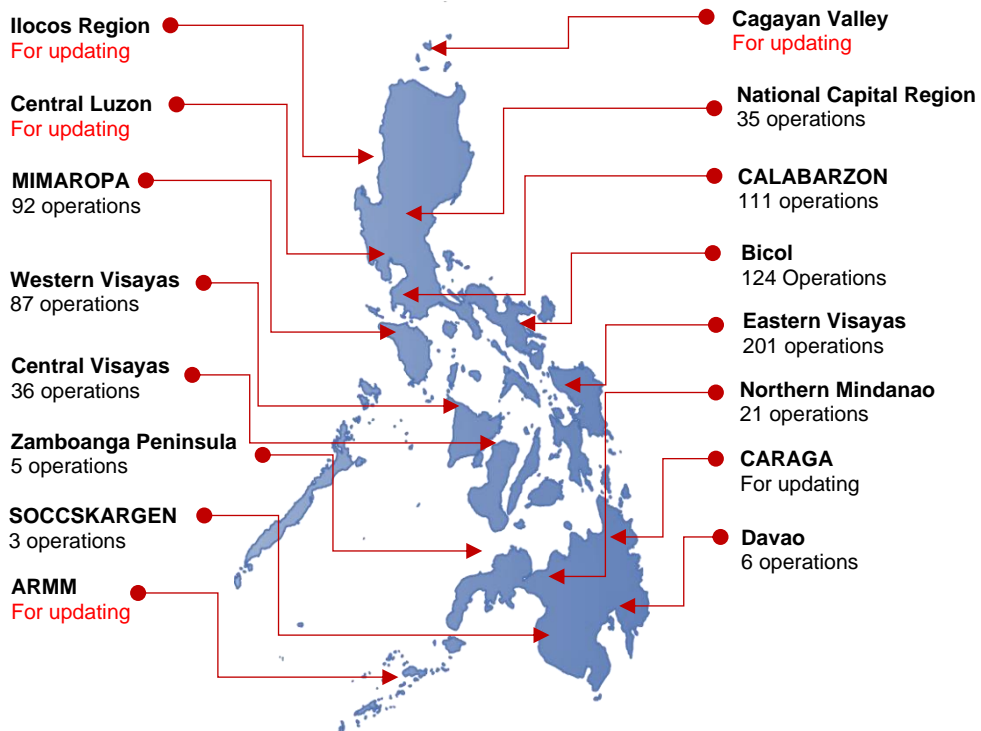
**HIGHLIGHTS**

- Ninety-five percent (95%) of passenger and cargo shipping operations were completed in accordance with the ships' CPC.
- five percent ( 5%) of the shipping operations were affected due to the measures implemented in view Code Red Sublevel 2 for the COVID-19.
- Operations of passenger ships were more affected compared to cargo ships. 98% of the cargo shipping operations were completed under normal conditions compared to passenger ships at 93%.
- Daily average passenger and cargo ship operations are 217 completed under normal conditions, 3 cancelled trips, 12 delayed and 0 not completed voyage.
- **With cargo shipping still operational, transport of goods amid MGCQ, and GCQ is assured.**

**PASSENGER AND CARGO SHIPPING IN NUMBERS**  
 Dec. 25-31, 2020

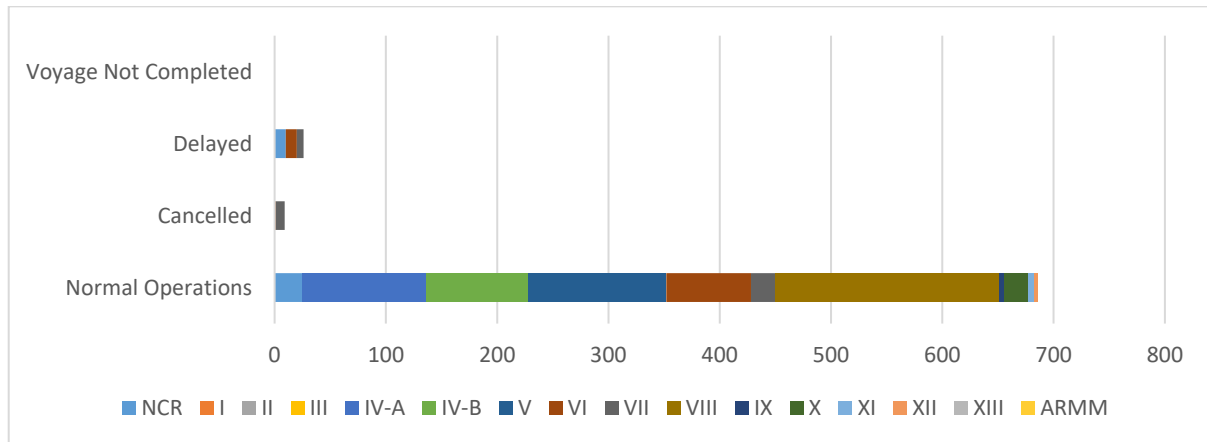
- 721** Shipping Operations Recorded
- 380** Passenger Ships Operated
- 341** Cargo Ships Operated
- 686** Ships Operated Normally
- 9** Operations Cancelled
- 26** Operations Delayed
- 0** Operation Uncompleted

**PASSENGER AND CARGO SHIPPING OPERATIONS IN THE PHILIPPINES  
 IN AREAS UNDER MGCQ and GCQ**



**Total of 721 Passenger and Cargo Shipping Operations**

## I. STATUS OF SHIPPING OPERATIONS NATIONWIDE



On Dec. 25-31, 2020, there were 721 passenger and cargo shipping operations conducted wherein 686 or 95% were completed in accordance with their Certificate of Public Convenience (CPC).

Out of the 686 operations completed under normal conditions, the reported movements were mostly in the Eastern Visayas Region at 29% and Bicol Region at 18%.

Meanwhile, 1% of the passenger and cargo shipping operations were cancelled, all due to the community quarantine measures imposed by the different local government units governing the ships' ports of destination. Mostly affected were operations in the Central Visayas and Eastern Visayas Regions.

Eighteen (18) passenger ships or 5% encountered delays due to the additional measures adopted in view of COVID-19 such as temperature screening and inspections.

Lastly, no shipping operations were not completed at the time of reporting, as the respective ships were still underway.

## II. STATUS OF SHIPPING OPERATIONS BY CLASSIFICATION

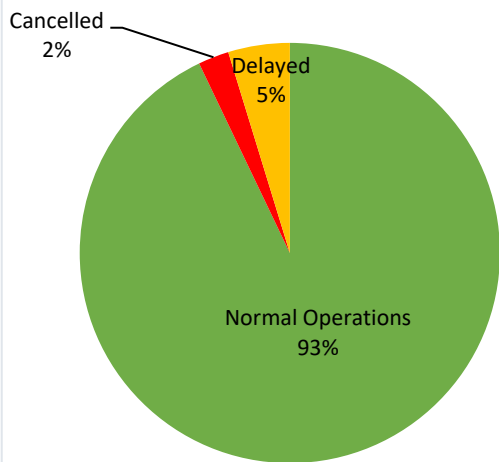
Region	Normal Operations		Cancelled		Delayed		Not Completed	
	Passenger	Cargo	Passenger	Cargo	Passenger	Cargo	Passenger	Cargo
<b>NCR</b>	<b>7</b>	<b>18</b>	-	-	<b>6</b>	<b>4</b>	-	-
<b>I</b>	-	-	-	-	-	-	-	-
<b>II</b>	-	-	-	-	-	-	-	-
<b>III</b>	-	-	-	-	-	-	-	-
<b>IV-A</b>	<b>59</b>	<b>52</b>	-	-	-	-	-	-
<b>IV-B</b>	<b>47</b>	<b>45</b>	-	-	-	-	-	-
<b>V</b>	<b>94</b>	<b>30</b>	-	-	-	-	-	-
<b>VI</b>	<b>42</b>	<b>34</b>	<b>1</b>	-	<b>10</b>	-	-	-
<b>VII</b>	<b>12</b>	<b>10</b>	<b>8</b>	-	<b>2</b>	<b>4</b>	-	-
<b>VIII</b>	<b>79</b>	<b>122</b>	-	-	-	-	-	-
<b>IX</b>	-	<b>5</b>	-	-	-	-	-	-
<b>X</b>	<b>13</b>	<b>8</b>	-	-	-	-	-	-
<b>XI</b>	-	<b>6</b>	-	-	-	-	-	-
<b>XII</b>	-	<b>3</b>	-	-	-	-	-	-
<b>XIII</b>	-	-	-	-	-	-	-	-
<b>ARMM</b>	-	-	-	-	-	-	-	-
<b>Total</b>	<b>353</b>	<b>333</b>	<b>9</b>	-	<b>18</b>	<b>8</b>	-	-

Amid the measures in place due to MGCQ, and GCQ, 333 out of 341 (98%) cargo ships still operated normally – are 39 bulk carrier, 41 container ships, 39 general cargo ships, 39 LCT ships, 1 oil tankers, 174 Roro cargo ships.

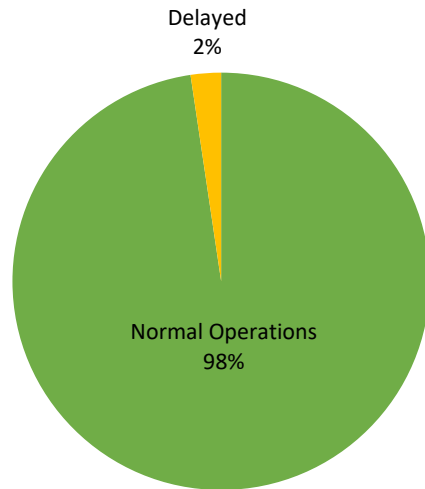
Three hundred-fifty three (353) passenger ships completed their voyage – 143 conventional passenger ships, 190 RoPax ships and 20 fast craft ferry completed their operations but mostly only carried cargoes during their voyage.

Meanwhile out of the 380 passenger ships, 7% were affected by the measures adopted in view of COVID-19. These measures caused either the cancellation, delay, or uncompleted operations of 27 passenger ships.

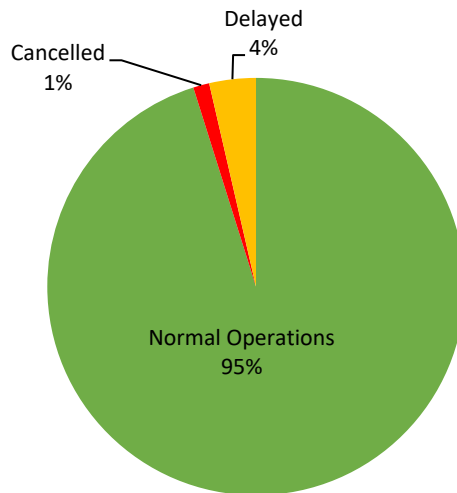
### PASSENGER Ship Operations



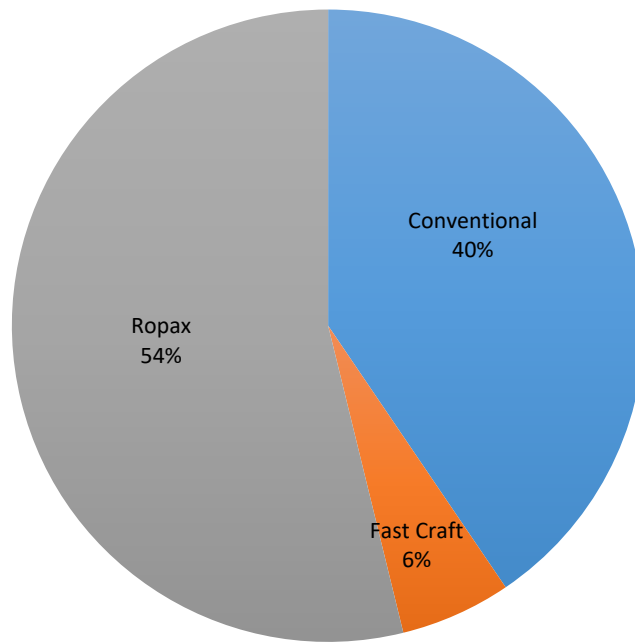
### CARGO Ship Operations



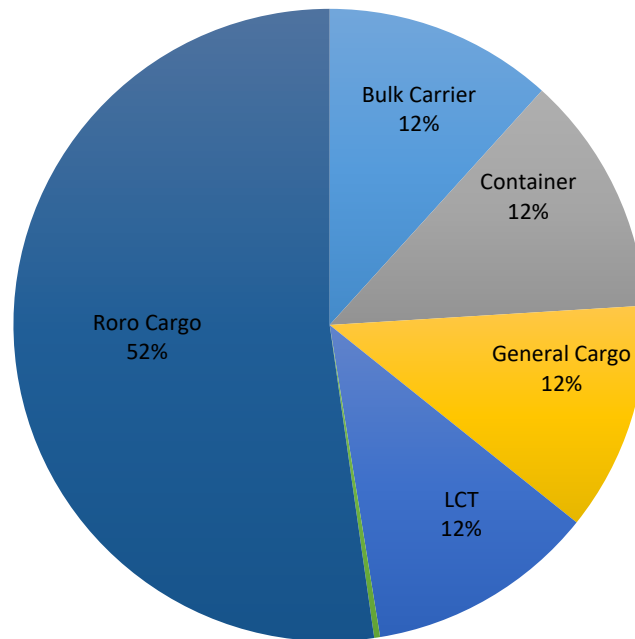
### PASSENGER and CARGO Ship Operations



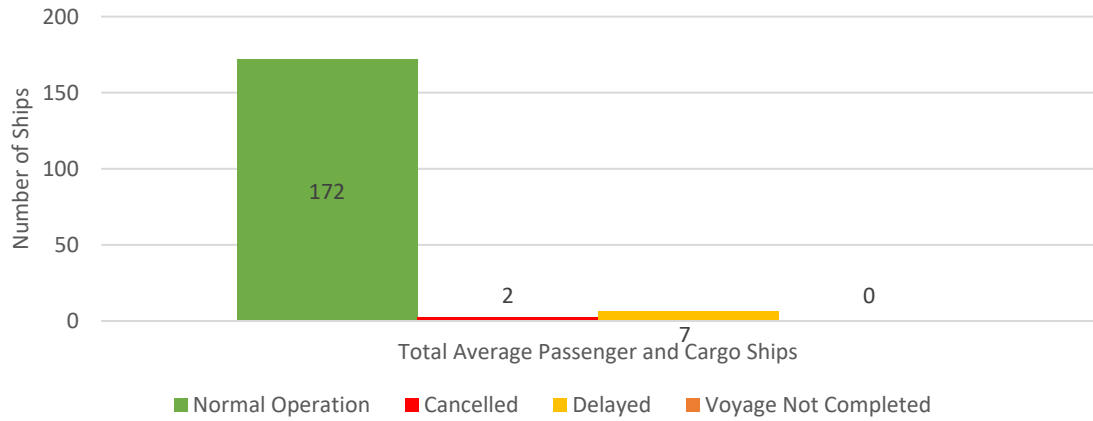
### Passenger Ship Types under Normal Operations



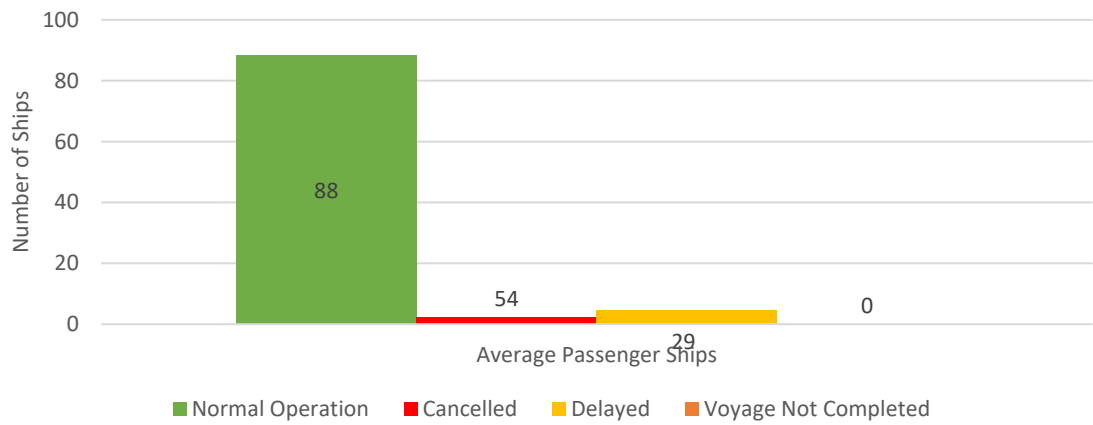
### Cargo Ship Types under Normal Operations



### Daily Average Passenger and Cargo Ship Operation



### Daily Average Passenger Ship Operation



### Daily Average Cargo Ship Operation

