



**Maritime Industry Authority**

MARINA Building, Bonifacio Drive  
cor. 20th Street, Port Area Manila

# INTEGRATED DOMESTIC SHIPPING INFORMATION SYSTEM **IDSIS**

User's Manual

*Applicant's Console*



# Table of Contents

<b><i>I. INTRODUCTION TO INTEGRATED DOMESTIC SHIPPING INFORMATION SYSTEM ...</i></b>	<b><i>1</i></b>
A. What is IDSIS? .....	2
B. Who will use IDSIS? .....	2
C. IDSIS User Roles and Responsibilities.....	3
1. IDSIS Administrator.....	3
2. MARINA user (Evaluator, Division Chief/Supervisor, Director/OIC) .....	3
3. Applicant .....	3
D. System Requirements .....	3
E. User's Profile .....	4
<b><i>II. INTEGRATED DOMESTIC SHIPPING INFORMATION SYSTEM WORKPLACE ....</i></b>	<b><i>5</i></b>
A. Getting Started .....	6
1. Creating an Account.....	6
2. Logging-In .....	6
B. The IDSIS Interface .....	7
C. Managing the Account Information (Company Profile) .....	9
D. Transaction / Application Process .....	13
a. NEW Transaction .....	14
b. MONITORING the Status of Transaction .....	18
c. Verification of Approved Certificates .....	20
d. Summary of Transactions with MARINA .....	22
e. Other Application / Transaction Types .....	23





# ***I. INTRODUCTION TO INTEGRATED DOMESTIC SHIPPING INFORMATION SYSTEM***

## ***Topics in this Chapter***

- A. What is IDSIS?
- B. Who will be using IDSIS?
- C. IDSIS User Roles and Responsibilities
- D. System Requirements
- E. User's Profile

## **A. What is IDSIS?**

IDSIS, or Integrated Domestic Shipping Information System, is a web-based application system that will automate processing of the different applications filed with MARINA related to domestic shipping.

This will improve the services of MARINA specifically on data capturing, application processing, production and issuance of the different certificates/ licenses/ approvals. It will provide an end-to-end solution which includes online filing of application, online submission of the documentary requirements, online payment thru third party, capturing details of the applications, online submission of inspection data, automatic generation of certificates/ licenses/ approvals and generation of management reports.

Phase I of the design and development of IDSIS shall cover applications processed by:

1. Domestic Shipping Service (DSS)
  - Company accreditation
  - Vessel acquisition
  - Vessel Name Clearance
  - Vessel Registration and Ownership
  - Licensing
2. Shipyard Regulation Service (SRS)
  - Vessel Plans Approval
  - Construction Certificate
  - Tonnage Measurement

Phase II, on the other hand, will cover vessel inspection and issuance of safety certificates by Maritime Safety Service (MSS).

## **B. Who will use IDSIS?**

IDSIS will be utilized by the following users in the processing of domestic shipping – related applications:

1. Systems, hardware and network administrators;
2. MARINA personnel from DSS, SRS, MISS and Regional Offices;
  - Directors/OIC
  - Division chief/supervisor
  - authorized evaluator
3. Applicants - Shipowners / Operators and other maritime entities.

## C. IDSIS User Roles and Responsibilities

The access rights or restrictions of a user is identified depending on their roles.

### 1. IDSIS Administrator

The Management Information Systems Service (MISS) IT staff shall serve as the administrator of IDSIS. Authorized personnel/s from MISS shall be responsible in the maintenance of the system which include, among others, add or modify a static data, back-up the whole system, add or remove an authorized user, modify the system which may be due to changes on policies and others.

### 2. MARINA user (Evaluator, Division Chief/Supervisor, Director/OIC)

The MARINA user shall process the application filed by any applicant. Access to system will depend on the office and designation.

No.	Office	Access
1	Shipyards Regulation Service (SRS)	1. Plans Approval 2. Local Construction 3. Vessel Name Clearance 4. Construction Certificate 5. Tonnage Measurement
2	Domestic Shipping Service (DSS)	1. Ship Acquisition 2. CO/CPR 3. License (CWL/BRL/PYL)

### 3. Applicant

An applicant (shipowner/operator/other maritime entity) who wish to apply for any application related to domestic shipping may use IDSIS. Information and documents needed in processing the requested applications shall be provided / uploaded by the applicant.

## D. System Requirements

The following are the minimum hardware and software specification:

HARDWARE	SOFTWARE
<ul style="list-style-type: none"><li>- Personal Computer</li><li>- Internet Connection Required</li><li>- Scanner</li><li>- Printer</li></ul>	<ul style="list-style-type: none"><li>- Windows 8 and above</li><li>- Latest Web Browser (Google Chrome, Mozilla Firefox, Microsoft Edge, etc.)</li></ul>

## **E. User's Profile**

The application user must have knowledge on the basic functions of a computer and must be familiar on using a Web Browser.





## ***II. INTEGRATED DOMESTIC SHIPPING INFORMATION SYSTEM WORKPLACE***

# **APPLICANT'S CONSOLE**

### ***Topics on this Chapter***

- A. Getting Started
- B. The IDSIS Interface
- C. Managing the  
Account Information
- D. Transaction /  
Application Process

## A. Getting Started

### 1. Creating an Account

To create an account, an applicant must send an email request to the Management Information System Service (MISS) of MARINA through [miss@marina.gov.ph](mailto:miss@marina.gov.ph). The email request should contain the following information:

- a. Full Company Name;
- b. Company Tax Identification Number (TIN); and
- c. Full Name (First Name, Middle Name and Surname) of company's representative.

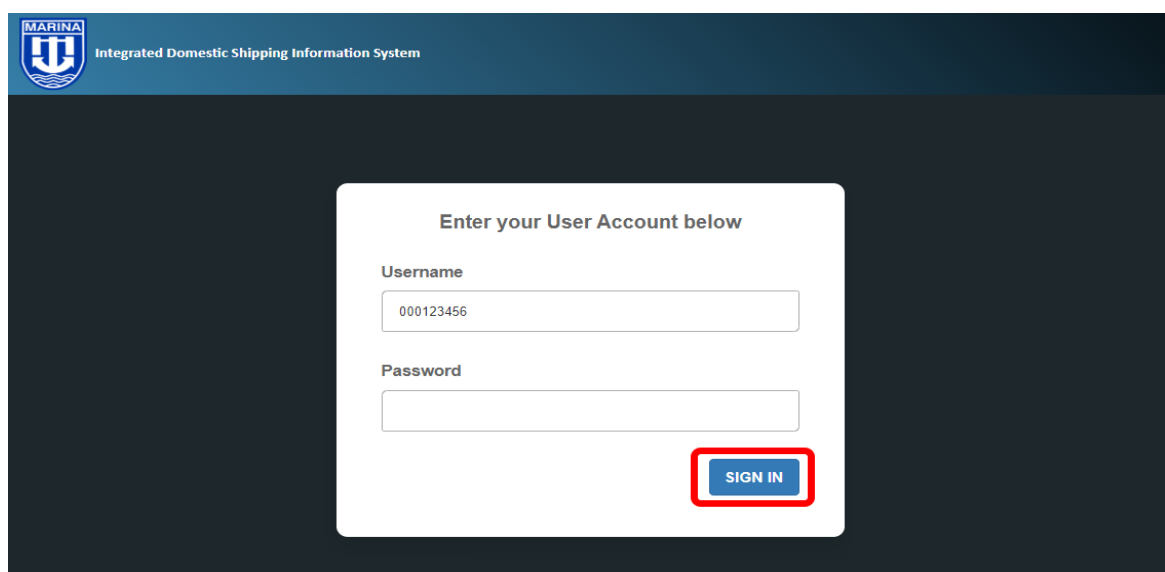
Once a reply from the MISS Office, containing an approved username (9-digit Company TIN) is received, the applicant may begin accessing IDSIS.

### 2. Logging-In

Open and launch the application. Enter the URL: "<https://idsis.marina.gov.ph/>" into your Web Browser.



The Log-In form will appear. Enter the approved username, leave blank password field, then, click **Sign In**.

A screenshot of the login interface for the Integrated Domestic Shipping Information System (IDSIS). At the top left is the MARINA logo and the text "Integrated Domestic Shipping Information System". The main area has a dark blue background. In the center is a white box titled "Enter your User Account below". Inside this box are two input fields: "Username" with the value "000123456" and "Password" which is empty. Below the password field is a blue button labeled "SIGN IN" which is highlighted with a red rectangular border.

For the first login, the system will automatically direct and ask the user to reset password. Enter the new password twice, then click “**Reset**”.

Reset Your Password Here

New Password

Confirm Password

RESET

**Note:**

- IDSIS user representatives are reminded to protect and secure password at all times.
- For forgotten passwords, the company’s designated IDSIS user representative may request for the resetting of password at MISS official email account. Once an email is received, you may repeat the same procedure above.

If log in is successful, IDSIS Interface for applicants will be displayed.

## B. The IDSIS Interface

Below figure shows the applicant interface which will assist account user in navigating around the whole IDSIS environment.

1 IDSIS

3

4 SIGNOUT

JUAN DELA CRUZ  
SHIPPING COMPANY

DASHBOARD  
COMPANY PROFILE  
LIST OF APPROVED SHIP NAME  
TRANSACTION

2

TRANSACTION

NEW TRANSACTION

Search:

TRANSACTION NO	COMPANY NAME	APPLICATION TYPE	SHIP NAME	STATUS	VIEW
CO-202008-0000001	SHIPPING COMPANY	VESSEL PLANS APPROVAL	MARTINA	FOR PROCESSING	VIEW
MROXI-202008-0000001	SHIPPING COMPANY	ACCREDITATION		APPROVED	VIEW
MROXI-202008-0000002	SHIPPING COMPANY	VESSEL NAME CLEARANCE	MARTINA	APPROVED	VIEW

Showing 1 to 3 of 18 entries

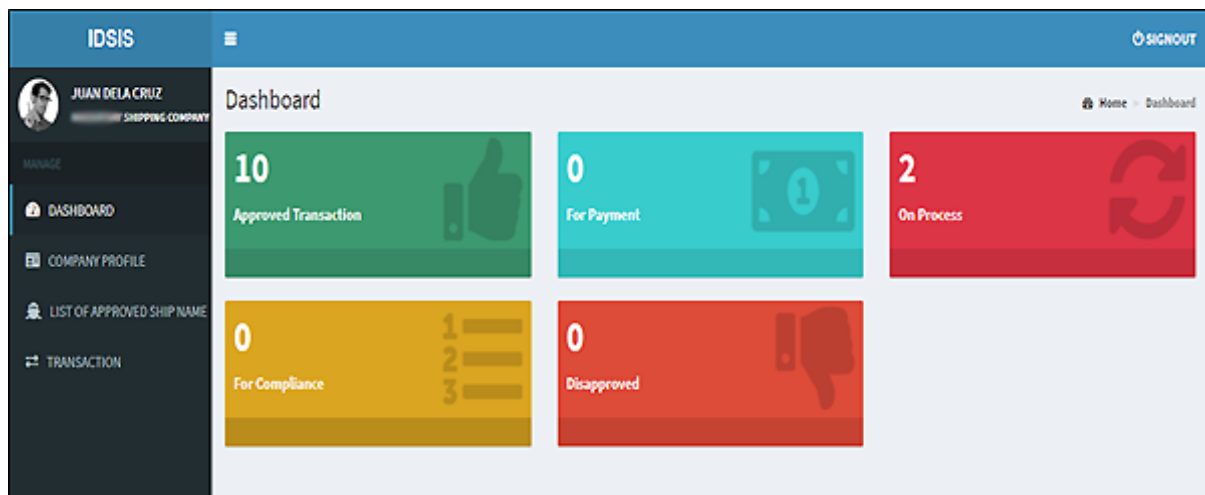
Previous 1 2 3 4 5 6 Next

6

5 Version 1.0.0

Copyright © 2019 Maritime Industry Authority. All rights reserved.

1. **Username and Office** - information of the account owner
2. **Menu Bar** – menu options found at the leftmost part of the screen. This displays the different functionalities of IDSIS which will assist the applicant in transacting with MARINA.
  - a. **Dashboard** – the dashboard is a graphical user interface of IDSIS which is linked to its database providing summary of all transactions made with MARINA.



- b. **Company Profile** – displays an updated / relevant information about the company.
  - c. **List of Approved Ship Name** – This shows all ship names approved and / or registered with MARINA.
  - d. **Transaction** – This menu shall be used by the applicant to process and monitor any maritime-related applications with IDSIS.
3. **Toggle Button** – It is used to show or hide the Menu Bar.
4. **Sign Out Button** – the button used to log out of IDSIS. Users are strongly advised to always sign out from the system once transaction is done, to ensure safety and security of IDSIS data and information.
5. **IDSIS Version**
6. **Workspace** – part of the screen where the following information is displayed for each menu option selected from the Menu Bar (2).
  - a. **Menu Title** – menu option selected

- b. **Table of Entries** – contains complete entries of the account selected from the Menu Bar.
- c. **Number of Entries per Menu** - shows the total number of entries for the selected menu/table
- d. **Search Bar** – allows the user to search for a particular entry.
- e. **Navigator** – allows the user to scan through all entries on a particular menu.

The screenshot shows a web application interface for transactions. A red box labeled 'a' highlights the 'TRANSACTION' menu item. A red box labeled 'b' highlights the table of entries. A red box labeled 'd' highlights the search bar. A red box labeled 'e' highlights the pagination controls. A red box labeled 'c' highlights the text 'Showing 1 to 3 of 18 entries'.

TRANSACTION NO	COMPANY NAME	APPLICATION TYPE	SHIP NAME	STATUS	VIEW
CO-202008-0000001	SHIPPING COMPANY	VESSEL PLANS APPROVAL	MARTINA	FOR PROCESSING	
MROXI-202008-0000001	SHIPPING COMPANY	ACCREDITATION		APPROVED	
MROXI-202008-0000002	SHIPPING COMPANY	VESSEL NAME CLEARANCE	MARTINA	APPROVED	

Showing 1 to 3 of 18 entries

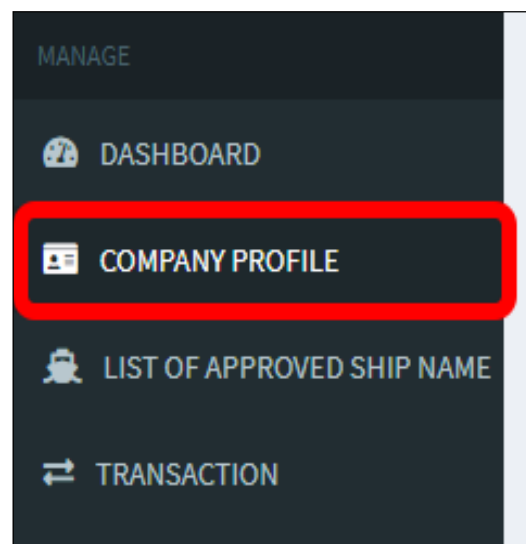
Previous 1 2 3 4 5 6 Next

## C. Managing the Account Information (Company Profile)

To start with any transactions in the system, it is necessary to completely fill up first the account information for each company / operator.

The menu option “**Company Profile**” will require personal and business information from its clients/applicants thru the three tabs displayed, namely, company/entity information, principal officer and the business registration tab.

This shall be regularly updated by the account owner.



i. **Company/Entity Information Tab**

- Under the “**Company/Entity Information**” Tab, click “**Edit**”.

COMPANY/ENTITY INFORMATION   PRINCIPAL OFFICER   BUSINESS REGISTRATION

Company Name

EDIT

- Enter all necessary company information. Once done, click “**Update**”.

COMPANY/ENTITY INFORMATION   PRINCIPAL OFFICER   BUSINESS REGISTRATION

Company Name

SHIPPING COMPANY

Company Address

1237 ZAPOTE ST

Province

METRO MANILA

City/Municipality

CALOOCAN

TIN

JDL

Contact Person

AGNES CAYANAN

Contact No

78536383

Fax No

76738294

Email Address

agnescayanan@gmail.com

Paid up Capital

274859.89

Nature of Business

DOMESTIC SHIPPING BUSINESS

UPDATE

ii. **Principal Officer Tab**

**To add a Principal Officer**

- Under the “**Principal Officer**” Tab, the applicant may list all company officials as shown below. To enter a new entry, click “**Principal Officer**” on the right.

COMPANY/ENTITY INFORMATION   PRINCIPAL OFFICER   BUSINESS REGISTRATION

PRINCIPAL OFFICER

Search:

- Enter all necessary information. If an entry is not applicable, leave it blank. Once done, click “**Save**”.





A message will appear showing its confirmation on addition of entry. (*Principal Officer successfully saved.*)

Principal Officer successfully saved.

**Note:** Applicant may enter more than one principal officer by repeating the process above.

### To Modify an Entry

- Each entry may be modified. Click on the **“Edit”** Button on the right part of the table.

NAME	POSITION	EDIT	DEL
CAYANAN, POONGSAN M	PRESIDENT		
DELA CRUZ, JOSEPH A	VICE PRESIDENT		

Showing 1 to 2 of 2 entries

Previous 1 Next

Modify the particular data to be edited then click **“Save”**, otherwise, click **“Close”** or **“x” Button**. A message will appear showing its confirmation on modification of entry.

### To Delete an Entry

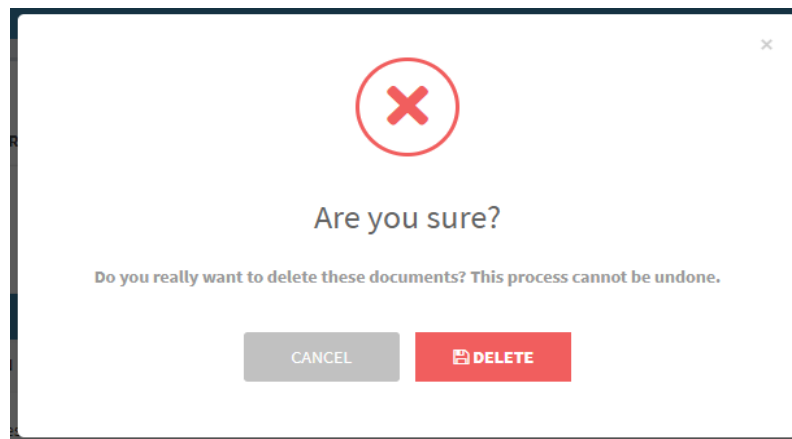
- A Principal Officer may also be deleted. Click on the **“Delete”** button on the right part of the table.

NAME	POSITION	EDIT	DEL
CAYANAN, POONGSAN M	PRESIDENT		
DELA CRUZ, JOSEPH A	VICE PRESIDENT		

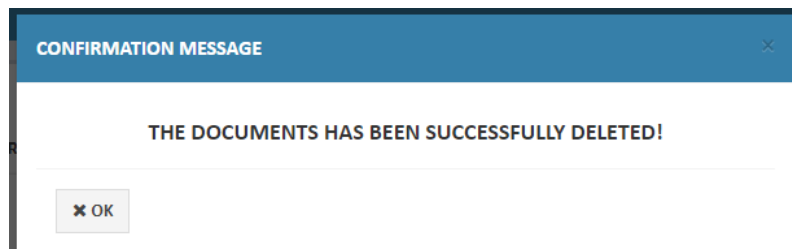
Showing 1 to 2 of 2 entries

Previous 1 Next

A message prompt will ask the user to confirm deletion of entry. Click **“Delete”** to continue, otherwise, click **“Cancel”** or **“x”** Button.



A confirmation message will appear showing its deletion of entry.



### iii. Business Registration Tab

- Under the **“Business Registration”** Tab, the applicant is required to input information about its business registration. Click **“Business Registration”** on the right to continue.





- Select the appropriate Form of Business, and enter the Registration Number and its Date of Registration. Click “**Save**” if done, otherwise, click “**Close**” or “**x**” button.

**Note:** The corresponding document/certificate is automatically identified once the applicant selects a particular Form of Business as shown in the table below.

Form of Business	Business Registration Certificate
<b>Cooperative</b>	Cooperative Certificate
<b>Corporation</b>	Securities and Exchange Commission (SEC) Certificate
<b>Partnership</b>	Securities and Exchange Commission (SEC) Certificate
<b>Single Proprietorship</b>	Department of Trade and Industry (DTI) Certificate

Input details for the required certificate, then click “**Save**”. Below message will appear once details are completed and saved.

Business Registration for: has been successfully saved.

## D. Transaction / Application Process

### Transaction Menu

Transaction Menu is the menu selected from Menu Bar which allows user to transact on any MARINA domestic-related applications thru IDSIS.

The transaction workspace shows details of all applications processed and/or currently being processed by the account owner (applicant) with MARINA.

TRANSACTION					NEW TRANSACTION
Search: <input type="text"/>					
TRANSACTION NO	COMPANY NAME	APPLICATION TYPE	SHIP NAME	STATUS	VIEW
CO-202008-0000001	SHIPPING COMPANY	VESSEL PLANS APPROVAL	MARTINA	FOR PROCESSING	
MROXI-202008-0000001	SHIPPING COMPANY	ACCREDITATION		APPROVED	
MROXI-202008-0000002	SHIPPING COMPANY	VESSEL NAME CLEARANCE	MARTINA	APPROVED	

Showing 1 to 3 of 18 entries

Previous 1 2 3 4 5 6 Next

### a. NEW Transaction

Click the “**New Transaction**” Button located above the Table of Entries.

TRANSACTION					
					NEW TRANSACTION
Search: <input type="text"/>					
TRANSACTION NO	COMPANY NAME	APPLICATION TYPE	SHIP NAME	STATUS	VIEW

A new window will appear. Under the “**Transaction Details**” Tab, the applicant will be asked for the **Application type** and for the **MARINA Office** they are applying at.

CREATE TRANSACTION

TRANSACTION DETAILS

DOCUMENTARY DOCUMENTS

\*Application Type

PLEASE SELECT APPLICATION TYPE

Company Name

SHIPPING COMPANY

\*MARINA Office

PLEASE SELECT MARINA OFFICE

\*Remarks

X CLOSE

SAVE

Make sure that all fields with Red Asterisks (\*) are filled-out.

Note: Details / information that the system is requiring will differ according to the type of application that is selected.

### **Sample Application Process**

- Accreditation of Maritime Enterprises / Entities

Accreditation of Domestic shipping companies/enterprises/shipowners/operators is a pre-requisite to the grant of permits/licenses/certificates for vessels engaged in the carriage of passengers and/or cargoes between various ports and places in the Philippines.

If you click on **Accreditation** as Application Type, the image below will be displayed.

The screenshot shows a web application window titled "CREATE TRANSACTION". It has two tabs: "TRANSACTION DETAILS" (active) and "DOCUMENTARY REQUIREMENTS". The form contains several fields with red asterisks indicating required information:

- \*Application Type:** A dropdown menu with "ACCREDITATION" selected.
- Company Name:** A text input field containing "ACCOUNT1 INC."
- \*MARINA Office:** A dropdown menu with "PLEASE SELECT MARINA OFFICE" selected.
- \*Type of Accreditation:** A dropdown menu with "PLEASE SELECT ACCREDITATION" selected.
- \*Request Type:** A dropdown menu with "PLEASE SELECT REQUEST TYPE" selected.
- \*Remarks:** A large text area for additional comments.

The following details are required for the application on **Accreditation of Maritime Enterprises/Entities**:

1. MARINA Office – where the application will be filed at;
2. Type of Accreditation

a. MARINA Circular 186: Rules on the Accreditation of Maritime Enterprises

It includes any ship manager, ship agent, multimodal transport operator, and any other similar enterprise whose activities consist of representing, within the Philippines, as an agent, the business interests of one or more shipping line or shipping companies.

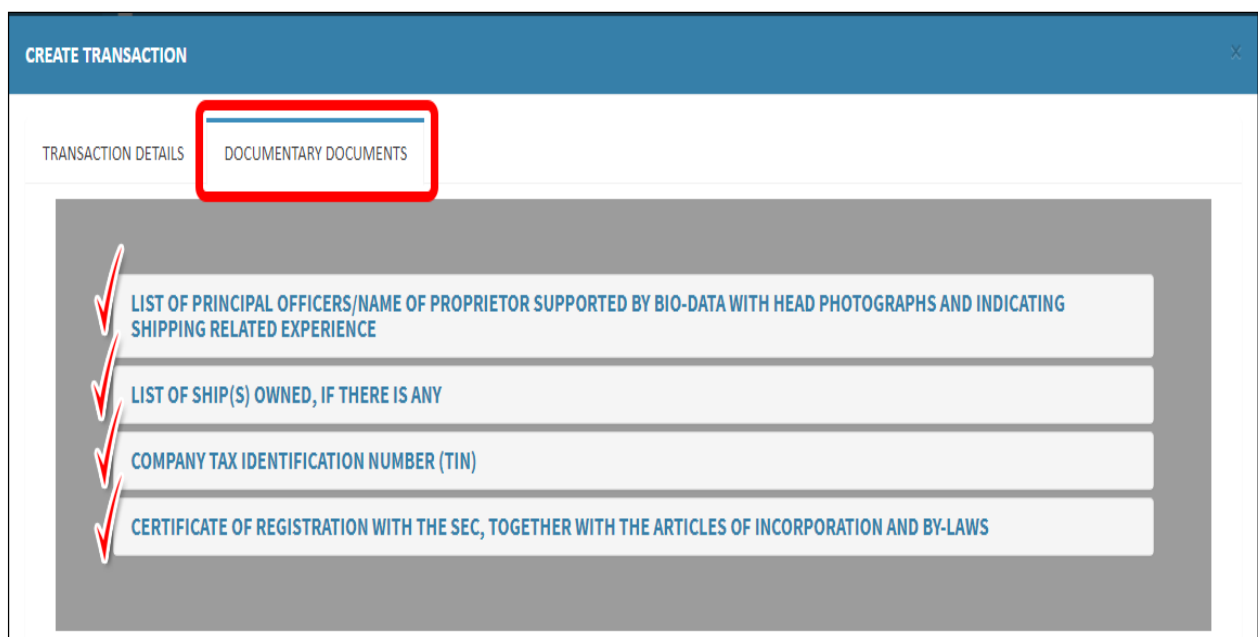
b. MARINA Circular 2006-03: Revised Guidelines on the Accreditation of Domestic Shipping Enterprises or Entities

All persons, whether natural or juridical, or entities authorized by law to engage in the use of ships for the carriage of passengers and/or cargoes

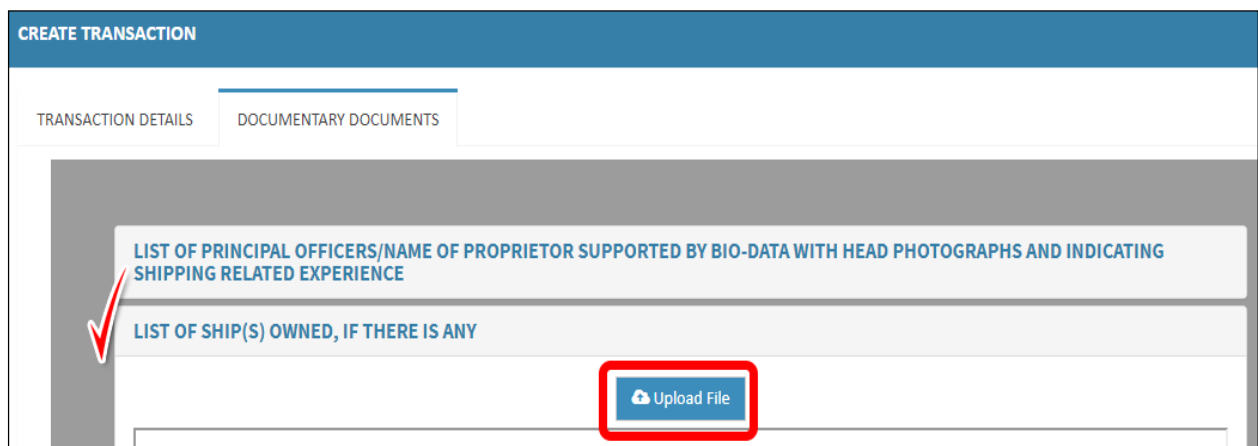
between various ports and places in the Philippines, for hire or compensation with general or limited clientele, whether permanent, occasional or incidental, with or without fixed routes for contractual or commercial purposes.

3. Request Type
  - a. New;
  - b. Extension;
  - c. Reissuance/Renewal;
4. Remarks – any message of the company for MARINA.

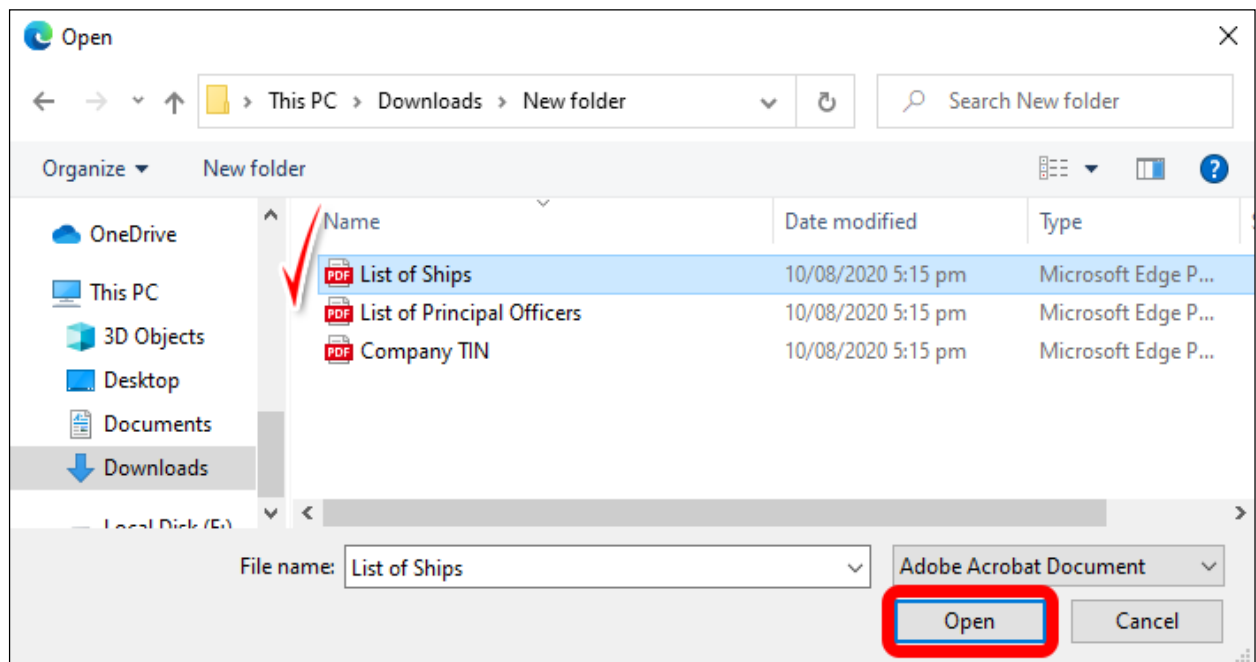
When done with Transaction details, click on the **Documentary Requirements** Tab. Under this Tab, the applicant will be asked to upload listed documentary requirements, if any, relevant to the type of application that was selected.



To upload a file, click on a particular document title to toggle open, and then click **“Upload File”**.



Choose the appropriate document from your local folder, then click “Open”.



**Note:** Document’s file name should be unique. Otherwise, the system will prompt the user with a message as shown below.

Please check the File Name. The File Name already exists.

In order to make sure that the file name is unique, naming convention should start with company name followed by other characters (e.g., *marina-ship-list*).

**Note:** All documents that will be uploaded must be in **pdf format** and **size of each document must not exceed 10 MB**, otherwise, file will not be uploaded.

Once uploading of documents is completed, click “**Save**” under the “**Transaction Details**” Tab. Otherwise, click “**Close**” or the “**X**” button.

CREATE TRANSACTION

TRANSACTION DETAILS DOCUMENTARY DOCUMENTS

\*Application Type  
ACCREDITATION

Company Name  
SHIPPING COMPANY

\*MARINA Office  
CENTRAL OFFICE

\*Type of Accreditation  
MARINA CIRCULAR 186

\*Company/Ship Status  
EXISTING

\*Request Type  
NEW

\*Remarks  
FOR YOUR APPROVAL, THANK YOU

X CLOSE

SAVE

A message will appear showing the **reference / transaction number** and the details of accepted application.

TRANSACTION NO	COMPANY NAME	APPLICATION TYPE	SHIP NAME	STATUS	VIEW
CO-202008-0000013	SHIPPING COMPANY	ACCREDITATION		FOR PROCESSING	

The applicant can monitor the status of their application through IDSIS and can check whether the status has changed.


## b. MONITORING the Status of Transaction


If you click on the Transaction Menu from the Menu Bar, the workspace will display all the list of applications that have been processed or is currently being processed by the applicant with MARINA.

TRANSACTION NO	COMPANY NAME	APPLICATION TYPE	SHIP NAME	STATUS	VIEW
CO-202008-0000001	SHIPPING COMPANY	VESSEL PLANS APPROVAL	MARTINA	FOR PROCESSING	
MROXI-202008-0000001	SHIPPING COMPANY	ACCREDITATION		APPROVED	
MROXI-202008-0000002	SHIPPING COMPANY	VESSEL NAME CLEARANCE	MARTINA	APPROVED	

- i. The **Transaction Number** is a system-generated number provided to clients for each transaction / application submitted. This reference number will be used to keep track / monitor the status of any application in process.

- ii. The **Application Type** shows the type of application the applicant has applied for.
- iii. The **Ship Name** shows the name of the ship that is currently in process / has been processed.
- iv. The **Status** provides information on the status of the application. This field changes depending on the current status of the application.

Type of Status	Description
<b>For Processing</b>	The application is being evaluated by the concerned office.
<b>For Generation of ATAP</b>	The application passed the evaluation process and is for generation of Authority to Accept Payment (ATAP).
<b>For Payment</b>	<p>The slip for Authority to Accept Payment (ATAP) has been generated and is now available for viewing or printing. To view and download, click the “<b>View</b>” Button ().</p> <p>The applicant shall, then, pay the required processing fee in any Landbank Accredited Payment Center only within forty-eight (48) hours, otherwise, the existing Landbank reference number will be forfeited.</p> <p>Payments are being monitored by the MARINA Evaluators through the LANDBANK Link.BizPortal.</p>
<b>For compliance</b>	<p>The application has been returned to the applicant because of the following reasons: incomplete/wrong attachments, no attachment or with further comments.</p> <p>The applicant must re-upload the correct document and/or comply with the requirement stated by the evaluator.</p>
<b>For Initial / For Approval</b>	The application is for approval by the authorized official.
<b>Approved</b>	The application has been approved.
<b>Disapproved</b>	The application has been disapproved.

- v. The **View Button** () will allow the applicant to view the approved certificates, letter and/or Authority to Accept Payment (ATAP) slip in pdf format.

Once the STATUS has changed to “APPROVED”, the applicant may already view the signed Certificate by clicking the “**View**” Button and download/print the issued letter or certificate.



### c. Verification of Approved Certificates

Certificates, licenses and other approvals issued through IDSIS include a Quick Response (QR) Code to ensure the authenticity of the said documents, as one of the security features. The QR Code is printed as part of the certificate or letter.

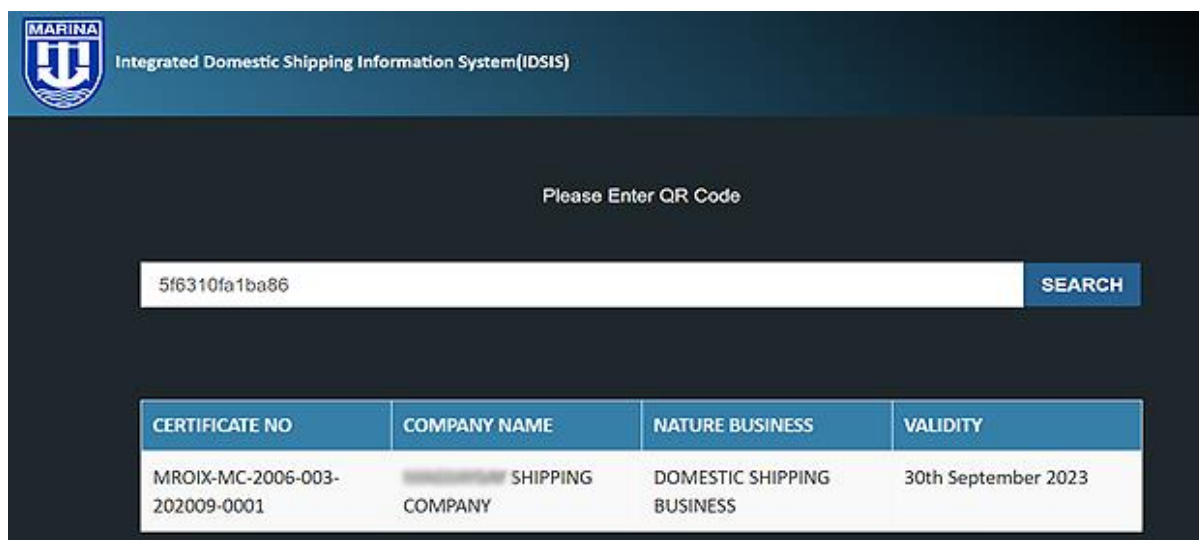


This may be read through any available QR Code scanner or from a downloaded reader in a cellular phone

Likewise, this may be verified through IDSIS (with link <https://idsis.marina.gov.ph/verification/verify.php>) and entering the alphanumeric characters found below the QR code. Each code holds the following information relevant to the approved document:



<b>Certificates / Licenses / Letters</b>	<b>Information</b>
Company Accreditation	<ol style="list-style-type: none"> <li>1. Certificate Number</li> <li>2. Name of the Company</li> <li>3. Nature of Business</li> <li>4. Validity Date of the Certificate</li> </ol>
Vessel acquisition	<ol style="list-style-type: none"> <li>1. Approval Date</li> <li>2. Name of the Company</li> <li>3. Ship Name</li> <li>4. Ship Acquisition Type</li> </ol>
Vessel Registration and Ownership	<ol style="list-style-type: none"> <li>1. Official Number</li> <li>2. Ship Name</li> <li>3. Company Name</li> <li>4. Homeport</li> <li>5. Gross Tonnage</li> <li>6. Net Tonnage</li> <li>7. Deadweight</li> <li>8. Date Keel Laid</li> <li>9. Date Launched</li> <li>10. Date Issued</li> </ol>
Licensing	<ol style="list-style-type: none"> <li>1. Certificate Number</li> <li>2. License Type</li> <li>3. Official Number</li> <li>4. Company name</li> <li>5. Homeport</li> <li>6. Gross Tonnage</li> <li>7. Net Tonnage</li> <li>8. Deadweight</li> <li>9. Date Keel Laid</li> <li>10. Date Launched</li> <li>11. Port Registry</li> <li>12. Date Issued</li> </ol>
Vessel Plans Approval	<ol style="list-style-type: none"> <li>1. Approval Date</li> <li>2. Name of the Company</li> <li>3. Ship Name</li> </ol>
Construction Certificate	<ol style="list-style-type: none"> <li>1. Certificate Number</li> <li>2. Ship Name</li> <li>3. Construction Type</li> </ol>
Tonnage Measurement	<ol style="list-style-type: none"> <li>1. Certificate Number</li> <li>2. Ship Name</li> <li>3. Company Name</li> <li>4. Gross Tonnage</li> <li>5. Net Tonnage</li> <li>6. Deadweight</li> <li>7. Date Keel Laid</li> <li>8. Date Launched</li> <li>9. Port Registry</li> <li>10. Date Issued</li> </ol>



MARINA Integrated Domestic Shipping Information System (IDSIS)

Please Enter QR Code

5f6310fa1ba86 **SEARCH**

CERTIFICATE NO	COMPANY NAME	NATURE BUSINESS	VALIDITY
MROIX-MC-2006-003-202009-0001	SHIPPING COMPANY	DOMESTIC SHIPPING BUSINESS	30th September 2023

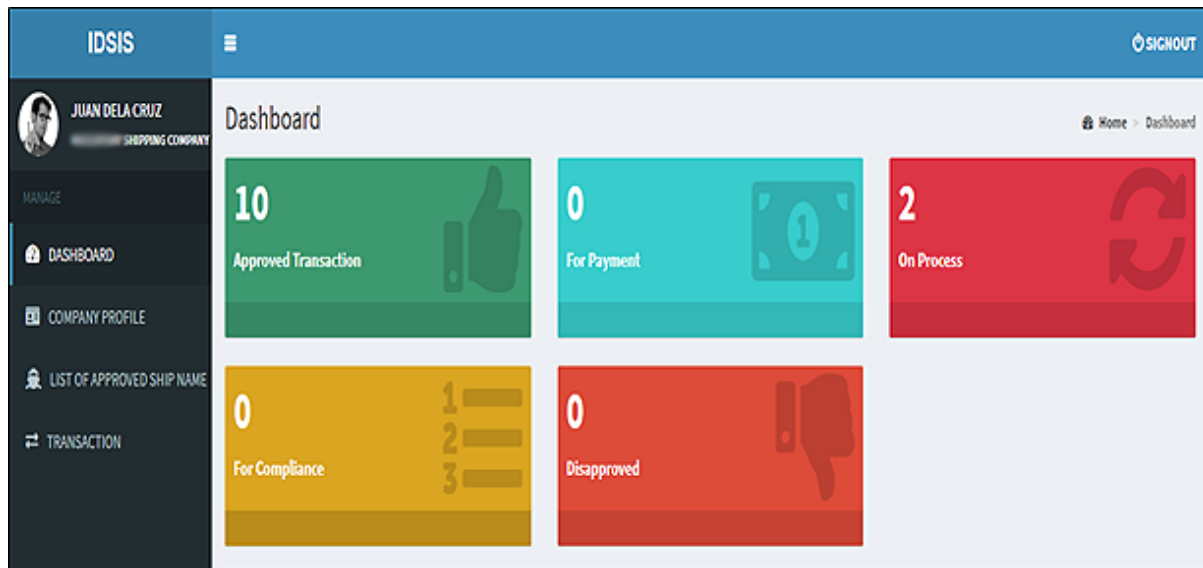
#### d. Summary of Transactions with MARINA

##### The Dashboard

The dashboard is a graphical user interface of IDSIS which is linked to its database providing summary of all transactions made with MARINA:

- Approved Transactions – number of approved applications;
- For Payment – number of evaluated applications for payment;
- In Process – number of applications currently in process;
- For Compliance – number of applications with lacking requirements;
- Disapproved – number of disapproved applications.

The figure below is a sample IDSIS Dashboard which shows the number of applications: a) approved; b) for payment; c) in-process; d) for compliance; and, e) disapproved.



## e. Other Application / Transaction Types

Listed below are the types of transaction / list of applications that applicants can process through the use of IDSIS:

### 1. Accreditation of Maritime Enterprises / Entities

*Whole process for Accreditation discussed on Page 15*

### 2. Vessel Name Clearance (VNC)

Issuance of VNC is a requirement prior to vessel registration in accordance with MARINA rules and regulations as stated in Memorandum Circular 2013-02.

- Prior to VNC application, applicant is advised to view and verify if proposed ship name already exists. You may check the complete list of approved and/or registered vessel name by accessing the **List of Approved Names** Menu contained in the Menu Bar of the main IDSIS interface.

If the proposed vessel name is not in the list of registered/approved vessel name, you may now apply for a Vessel Name Clearance.

The following are the required data (with Red Asterisks **\***) when **Vessel Name Clearance** is selected as the **Application Type**:

1. MARINA Office – where the application will be filed;
2. Proposed Ship Name;
3. Remarks.

For VNC application, there are no required documents.

Click the **“Save”** Button. The transaction number will now be provided and you may now pay and monitor progress of the application.

### 3. Authority to Acquire Ship

This shall include application for importation, bareboat charter, lease – purchase and local construction of a vessel intended to be used as a public utility.

The following are the required data (with Red Asterisks **\***) when **Authority to Acquire Ship** is selected as the **Application Type**:

1. MARINA Office – where the application will be filed;
2. Type of Acquisition
  - a. Bareboat;
  - b. Importation;
  - c. Local Construction;
3. Request Type
  - a. New;
  - b. Extension;
  - c. Reissuance/Renewal;
4. Remarks.

CREATE TRANSACTION

TRANSACTION DETAILS

DOCUMENTARY REQUIREMENTS

\*Application Type

AUTHORITY TO ACQUIRE SHIP

Company Name

ACCOUNT1 INC.

\*MARINA Office

PLEASE SELECT MARINA OFFICE

\*Type of Acquisition

PLEASE SELECT ACQUISITION TYPE

\*Request Type

PLEASE SELECT REQUEST TYPE

\*Remarks

TPE OF ACQUISITION	DOCUMENTARY REQUIREMENT
<b>Authority to acquire Ship thru Importation/ Outright Purchase/ Extension of Importation</b>	<ol style="list-style-type: none"> <li>1. Memorandum of Agreement (MOA)/ Deed of Sale/ Bill of Sale/ Builder's Certificate/ Shipbuilding Contract – in case of Taiwanese-Registered Ships, the Agreement/ Deed of Sale should be noted and verified by Manila Economic and Cultural Office (MECO) and duly notarized by a notary public in Taiwan</li> <li>2. Duly notarized resolution of the Company's Board of Directors Certified by the Board Secretary authorizing the filing of the application and designating the officials/authorized</li> </ol>

	<p>representative to represent the applicant-company</p> <ol style="list-style-type: none"> <li>3. Latest Certification of Good Standing/ Company Seal or Business Registration of the Ship's Registered owners showing its current list of directors/ officers</li> <li>4. Power of Attorney or Board Resolution authorizing the signatory to the MOA/ Deed of Sale/ Bill of Sale to act as such in behalf of the registered owner</li> <li>5. Certificate of Ship's Original Registry/ Nationality – in case of Taiwanese-registered ships, the ship's registry/nationality should be noted and verified by Manila Economic and Cultural Office (MECO) and duly notarized by a notary public in Taiwan</li> <li>6. General Arrangement Plan</li> <li>7. Class Certificate or Equivalent Certificate</li> <li>8. Certificate from the Classification Society that the ship was constructed in accordance with the standards/rules and regulations of the classification society</li> <li>9. Clearance from the Bureau of Fisheries and Aquatic Resources (BFAR)</li> <li>10. Notarized Undertaking that the ship is not in the Philippine Territory, its intended port of entry, estimated time of arrival in the Philippines and the port of origin, and schedule of actual physical inspection of imported ship</li> <li>11. International Tonnage Certificate (ITC)</li> </ol>
<p><b>Authority to Acquire Ship thru Lease-Purchase/ Lease Irrevocable-Purchase/ Bareboat Charter/ Renewal Extension of Bareboat Charter</b></p>	<ol style="list-style-type: none"> <li>1. Lease-Purchase/ Lease Irrevocable-purchase agreement/Bareboat Charter Contract – In case of Taiwanese-Registered Ships, the agreement/ Deed of Sale should be noted and verified by Manila Economic and Cultural Office (MECO) and duly notarized by a notary public in Taiwan</li> <li>2. Duly notarized Resolution of the Company's Board of Directors certified by the Board Secretary authorizing the filing of the application and designating the officials/authorized representative to represent the applicant-company</li> <li>3. Latest Certificate of Good Standing/ Company Seal or Business Registration of the Ship's Registered Owners showing its current list of directors/officers</li> <li>4. Power of Attorney or Board Resolution authorizing the signatory to the MOA/ Deed of Sale/ Bill of Sale to act as such in behalf of the registered owner</li> <li>5. Certificate of Ship's Original Registry/Nationality – in case of Taiwanese-Registered Ships, the ship's registry/nationality should be noted and verified by the Manila Economic and Cultural Office (MECO) and duly notarized by a notary public in Taiwan</li> <li>6. General Arrangement Plan</li> <li>7. Class Certificate or equivalent Certificate</li> <li>8. Memorandum of Agreement (MOA)/ Deed of Sale/ Bill of Sale/ Builder's Certificate/ Shipbuilding Contract – in case of Taiwanese-Registered Ships, the agreement/ deed of sale</li> </ol>

	<p>should be noted and verified by the Manila Economic and Cultural Office (MECO) and duly notarized by a notary public in Taiwan</p> <p><b>9.</b> Consent to the bareboat charter registration in the Philippines by state of former registry</p> <p><b>10.</b> Notarized undertaking that ship is not in the Philippine Territory, its intended Port of Entry, estimated time of arrival in the Philippines and the port of origin, and schedule of actual physical inspection of imported ship</p>
--	---

#### 4. Vessel Plans Approval

The MARINA shall approve the plan of all ships to be constructed, altered, modified, converted or re-built in the Philippines and ships constructed abroad for registration in the Philippines under Memorandum Circular 2015-07.

The following are the required data (with Red Asterisks **\***) when **Vessel Plans Approval** is selected as the **Application Type**:

1. MARINA Office – where the application will be filed;
2. Type of Construction
  - a. Alteration/Modification;
  - b. Lengthening & Re-engining;
  - c. Local Construction;
  - d. Re-Engining;
3. Ship Name;
4. Tonnage
  - a. Ship 3GT and above but below 15GT
  - b. Ship 15GT and above but below 50GT
  - c. Ship 50GT and above
5. Ship Classification;
6. Ship Type;
7. Hull Material;
8. Other Criteria;
9. Remarks.

CREATE TRANSACTION

TRANSACTION DETAILS

DOCUMENTARY REQUIREMENTS

\*Application Type

VESEL PLANS APPROVAL

Company Name

ACCOUNT1 INC.

\*MARINA Office

PLEASE SELECT MARINA OFFICE

\*Type of Construction

PLEASE SELECT CONSTRUCTION TYPE

\*Ship Name

PLEASE SELECT SHIP NAME

\*Tonnage

PLEASE SELECT TONNAGE

\*Ship Classification

FISHING VESSEL

\*Ship Type

PLEASE SELECT SHIP TYPE

\*Hull Material

PLEASE SELECT HULL MATERIAL

\*Other Criteria

PLEASE SELECT SHIP STATUS

\*Remarks

## Type of Construction: New Construction

TONNAGE	DOCUMENTARY REQUIREMENT
1. FOR 3 – 14.99 GT	1. General Arrangement Plan 2. Construction Plan 3. Midship Section
2. FOR 15 – 49.99 GT	1. General Arrangement Plan 2. Construction Plan 3. Midship Section 4. Lines plan and Table of Offset 5. Hydrostatic Curves or Hydrostatic Table 6. Scantling Calculation with Longitudinal Hull Girder Strength Calculation 7. Shell Expansion Plan 8. Capacity Plan 9. Welding Schedule and Specifications 10. Shafting and Propeller Arrangement & Specifications
Vessel's Electrical Plans	11. Deck Wiring Layout 12. Schematic Wiring Diagram
3. FOR 50 GT & ABOVE	1. General Arrangement Plan 2. Construction Plan 3. Midship Section 4. Lines Plan and Table of Offset 5. Hydrostatic Curves or Hydrostatic Table 6. Scantling Calculation with Longitudinal Hull Girder Strength Calculation



	<b>7.</b> Shell Expansion Plan <b>8.</b> Capacity Plan <b>9.</b> Welding Schedule and Specifications <b>10.</b> Shafting and Propeller Arrangement & Specifications <b>11.</b> Specification & Arrangement of Main Propulsion & Auxiliary Machineries <b>12.</b> Cross Curves of Stability <b>13.</b> Life Saving and Fire Control Plan <b>14.</b> Piping Plan
<b>Vessel's Electrical Plans</b>	<b>15.</b> Deck Wiring Layout <b>16.</b> Schematic Wiring Diagram <b>17.</b> Schedule of Loads & Electrical Specifications
<b>4. FOR NON-PROPELLED BARGES AND SIMILAR VESSELS</b>	<b>1.</b> General Arrangement Plan <b>2.</b> Construction Plan <b>3.</b> Midship Section <b>4.</b> Shell Expansion Plan <b>5.</b> Welding Schedule & Specification <b>6.</b> Scantling Calculation with Longitudinal Hull Girder Strength Calculation

**Type of Construction:**     **Alteration/Modification  
Lengthening and Re-Engining  
Re-engining**

<b>DOCUMENTARY REQUIREMENT</b>
<b>1.</b> Letter of Application <b>2.</b> MARINA-Approved Plans affecting the Conversion, Alteration, Modification and Re-building

**Note:** Once approved by the MARINA, the applicant may submit the original vessel plans to the Shipyard Regulation Service through courier or liaison officer for signature.

## **5. Issuance of Ship Construction Certificate**

Pursuant to MARINA Circular 2015-07, ship construction certificates shall be issued by MARINA upon completion of the periodic survey and issuance of Builder's Certificate by the Shipyard/ Shipbuilder.

The following are the required data (with Red Asterisks **\***) when **Issuance of Ship Construction Certificate** is selected as the **Application Type**:

1. MARINA Office – where the application will be filed;
2. Ship Name;
3. Year Built;
4. Name of Shipyard;
5. Place Built (Province);
6. Place Built (City/Municipality);

7. Length Overall (LOA)
8. Breadth;
9. Depth;
10. Remarks.

**CREATE TRANSACTION** ✕

TRANSACTION DETAILS

DOCUMENTARY REQUIREMENTS

**\*Application Type**

ISSUANCE OF SHIP CONSTRUCTION C... ▼

**Company Name**

ACCOUNT1 INC.

**\*MARINA Office**

PLEASE SELECT MARINA OFFICE ▼

**\*Ship Name**

PLEASE SELECT SHIP NAME ▼

**\*Year Built**

**\*Name of Shipyard**

**\*Place Built(Province)**

PLEASE SELECT PROVINCE ▼

**\*Place Built(City/Municipality)**

**\*Length Overall(LOA)**

**\*Breadth**

**\*Depth**

**\*Remarks**

DOCUMENTARY REQUIREMENT
1. Letter of Application
2. Latest and Valid Survey Report

## 6. Issuance of Tonnage Measurement Certificate

All Philippine-registered ships whether engaged in domestic or international operations must always have in possession onboard a Tonnage Measurement Certificate issued by MARINA in accordance with MC 2007-04.

The following are the required data (with Red Asterisks **\***) when **Issuance of Tonnage Measurement Certificate** is selected as the **Application Type**:

1. MARINA Office – where the application will be filed;
2. Type of Acquisition
  - a. Bareboat;
  - b. Importation;
  - c. Local Construction;

3. Ship Name;
4. Request Type
  - a. New;
  - b. Extension;
  - c. Reissuance/Renewal;
5. Remarks.

**CREATE TRANSACTION**
✕

TRANSACTION DETAILS

DOCUMENTARY REQUIREMENTS

**\*Application Type**

ISSUANCE OF TONNAGE MEASUREME... ▼

**Company Name**

ACCOUNT1 INC.

**\*MARINA Office**

PLEASE SELECT MARINA OFFICE ▼

**\*Type of Acquisition**

PLEASE SELECT ACQUISITION TYPE ▼

**\*Ship Name**

PLEASE SELECT SHIP NAME ▼

**\*Request Type**

PLEASE SELECT REQUEST TYPE ▼

**\*Remarks**

TYPE OF REQUEST	DOCUMENTARY REQUIREMENT
<b>New</b>	<ol style="list-style-type: none"> <li>1. Letter of application;</li> <li>2. MARINA approved General Arrangement Plan, Lines Drawing, Midship Plan, Construction Plan, Capacity Plan, Scantling &amp; Longitudinal Hull Girder Strength Calculation, Hydrostatic Curves;</li> <li>3. Duly Notarized Builders' Certificate (for new building and imported ships);</li> <li>4. Shipbuilding Contract, Memorandum of Agreement or other proof of Ownership i.e. Duly Notarized Affidavit of Ownership (for new building and imported ships);</li> <li>5. Copy of International Tonnage Certificate (for imported ships)</li> </ol>
<b>Re-Issuance</b>	<ol style="list-style-type: none"> <li>1. Letter of Application;</li> <li>2. Duly Notarized Affidavit that the Ship was not Converted/ Altered/ Modified/ Re-Built since its previous admeasurement</li> </ol>

All types of ships operating in the Philippine waters, regardless of size and utilization, with or without power, must be registered and issued a Certificate of Philippine Registry (CPR), and their shipowner a Certificate of Ownership (CO).

1. MARINA Office – where the application will be filed;
2. Type of Acquisition
  - a. Bareboat;
  - b. Importation;
  - c. Local Construction;
3. Ship Name
4. Request Type
  - a. New;
  - b. Extension;
  - c. Reissuance/Renewal;
5. Remarks.

CREATE TRANSACTION

TRANSACTION DETAILS

DOCUMENTARY REQUIREMENTS

\*Application Type

ISSUANCE OF CO/CPR

Company Name

ACCOUNT1 INC.

\*MARINA Office

PLEASE SELECT MARINA OFFICE

\*Type of Acquisition

PLEASE SELECT ACQUISITION TYPE

\*Ship Name

PLEASE SELECT SHIP NAME

\*Request Type

PLEASE SELECT REQUEST TYPE

\*Remarks

TYPE OF REQUEST	DOCUMENTARY REQUIREMENTS
NEW	<ol style="list-style-type: none"> <li>1. Letter application / Request;</li> <li>2. Proof of Identity of the Charterer               <ol style="list-style-type: none"> <li>a. DTI Certificate of Registration for Single Proprietorship; or</li> <li>b. SEC Certificate of Registration with Articles of Incorporation/Partnership for</li> </ol> </li> </ol>

	<p>Corporation/Partnership; or</p> <p><b>c.</b> CDA Certificate of Accreditation for Cooperatives; or</p> <p><b>d.</b> Certificate of Accreditation for MARINA-accredited Entities; or</p> <p><b>e.</b> Notarized Affidavit of Ownership for Individual;</p> <p><b>3.</b> Clearance for Registration;</p> <p><b>4.</b> Construction Certificate (for locally constructed ships);</p> <p><b>5.</b> Tonnage Measurement Certificate (TMC);</p> <p><b>6.</b> IMO Number (if applicable);</p> <p><b>7.</b> If filing of application is thru authorized representative</p> <p><b>a.</b> Notarized Board Resolution/Secretary's Certificate for Corporation/ Partnership/ Cooperative;</p> <p><b>b.</b> Notarized Special Power of Attorney for Single Proprietorship</p>
<b>RE-ISSUANCE</b>	<p><b>1.</b> Letter application / Request;</p> <p><b>2.</b> If filing of application is thru authorized representative</p> <p><b>a.</b> Notarized Board Resolution/Secretary's Certificate for Corporation/ Partnership/ Cooperative;</p> <p><b>b.</b> Notarized Special Power of Attorney for Single Proprietorship.</p>

## 8. Issuance of License

No vessel shall be allowed to engage in coastwise trade, business of towing or carrying of articles or passengers in the bays, harbors, rivers, and inland waters navigable from the sea or employed exclusively as pleasure vessels without a MARINA-issued CWL, BRL and PYL.

The following are the required data (with Red Asterisks **\***) when **Issuance of License** is selected as the **Application Type**:

1. MARINA Office – where the application will be filed;
2. Ship Name;
3. Type of License
  - a. Bay and River License;
  - b. Coastwise License;
  - c. Pleasure Yacht License;
4. Request Type
  - a. New;
  - b. Extension;
  - c. Reissuance/Renewal;
5. Remarks.

**CREATE TRANSACTION**
✕

TRANSACTION DETAILS

DOCUMENTARY REQUIREMENTS

**\*Application Type**

ISSUANCE OF LICENSE ▼

Company Name

ACCOUNT1 INC.

**\*MARINA Office**

PLEASE SELECT MARINA OFFICE ▼

**\*Ship Name**

PLEASE SELECT SHIP NAME ▼

**\*License**

PLEASE SELECT LICENSE TYPE ▼

**\*Request Type**

PLEASE SELECT REQUEST TYPE ▼

**\*Remarks**

DOCUMENTARY REQUIREMENT
<ol style="list-style-type: none"> <li>1. Letter application / Request</li> <li>2. If filing of application is thru authorized representative:               <ol style="list-style-type: none"> <li>a. Notarized Board Resolution/Secretary's Certificate for Corporation/ Partnership/ Cooperative; or</li> <li>b. Notarized Special Power of Attorney for Single Proprietorship</li> </ol> </li> </ol>

## 9. Registration of Recreational Boat

Under MC No. DS-2019-01, recreational boats either for commercial use or private use within the Philippine territorial waters shall be registered and documented.

The following are the required data (with Red Asterisks **\***) when **Issuance of License** is selected as the **Application Type**:

1. MARINA Office – where the application will be filed;
2. Type of Acquisition
  - a. Bareboat;
  - b. Importation;
  - c. Local Construction;
3. Ship Name;
4. Former Name of Ship;
5. Former Owner;
6. Year Built;
7. Name of Shipyard;
8. Place Built (Province);
9. Place Built (City/Municipality);
10. Hull Material;

11. Length Overall (LOA);
12. Breadth;
13. Depth;
14. Call Sign;
15. Body Number;
16. Recreational Boat Type;
17. Homeport (Province);
18. Homeport (City/Municipality);
19. Remarks.

CREATE TRANSACTION

TRANSACTION DETAILS

DOCUMENTARY REQUIREMENTS

PROPULSION SYSTEM

\*Application Type

REGISTRATION OF RECREATIONAL BOAT

Company Name

ACCOUNT1 INC.

\*MARINA Office

PLEASE SELECT MARINA OFFICE

\*Type of Acquisition

PLEASE SELECT ACQUISITION TYPE

\*Ship Name

PLEASE SELECT SHIP NAME

\*Former Name

\*Former Owner

\*Year Built

\*Name of Shipyard

\*Place Built(Province)

PLEASE SELECT PROVINCE

\*Place Built(City/Municipality)

\*Hull Material

PLEASE SELECT HULL MATERIAL

\*Length Overall(LOA)

\*Breadth

\*Depth

\*Call Sign

\*Body Number

\*Recreational Boat Type

PLEASE SELECT VESSEL USE AND RANGE

\*Province(Homeport)

PLEASE SELECT PROVINCE

\*City/Municipality(Homeport)

PLEASE SELECT CITY/MUNICIPALITY

\*Remarks

CLOSE

SAVE

### DOCUMENTARY REQUIREMENT

1. Letter of Application
2. Invoice or Packing List
3. Bill of Lading (if Available)
4. Picture of the Boat and Specifications
5. Identification Card or Passport of the Importer/Buyer
6. Notarized Sworn Statement from the Importer/Buyer as to the – Utilization of the Boat (For Personal or Commercial Use) – estimated date of Arrival in the Philippines, Port of Entry

7. Duly Notarized Resolution of the Company's Board of Directors certified by the Board Secretary authorizing the filing of the application and designating the officials/authorized representative to represent the applicant-company
8. Registration with the National Single Window (NSW) and proof that the documents were uploaded
9. SEC Registration with Articles of Incorporation
10. Pictures of the Vessel (All Angles)

Under the “**Propulsion System**” Tab, enter all additional entries required during registration of the Recreational Boat. Once done, click the “**Save**” Button.

CREATE TRANSACTION

TRANSACTION DETAILS DOCUMENTARY REQUIREMENTS **PROPULSION SYSTEM**

Search:

ENGINE MAKE	HORSE POWER	SERIAL NUMBER	NO OF CYCLINDER	CYCLE	STATUS
THERE IS NO AVAILABLE DATA FOR ACCESS IN THE DATABASE					
<input type="text"/>	<input type="text"/>	<input type="text"/>	<input type="text"/>	<input type="text"/>	ACTIVE <input type="button" value="Save"/>

Showing 0 to 0 of 0 entries

Previous Next

**Note:**

1. *For all approved applications, the company may view and download the electronic copy of the signed certificate through the system.*
  - Copy of the certificate printed in a security paper may be secured from the MARINA Office where the application was filed.
2. *List of all documentary requirements mentioned above may change; IDSIS list of documentary requirements may be updated in case there are changes in the requirements per issuance of new Circulars/Advisories.*





**Published by:**  
**Management Information and Systems Service**