



# MARITIME INDUSTRY AUTHORITY SITUATION REPORT -391

Passenger and Cargo Shipping Operations on 4/18/2021  
in areas under MGCQ and GCQ

Data generated on 4/18/2021, 3:00:00 PM

## HIGHLIGHTS

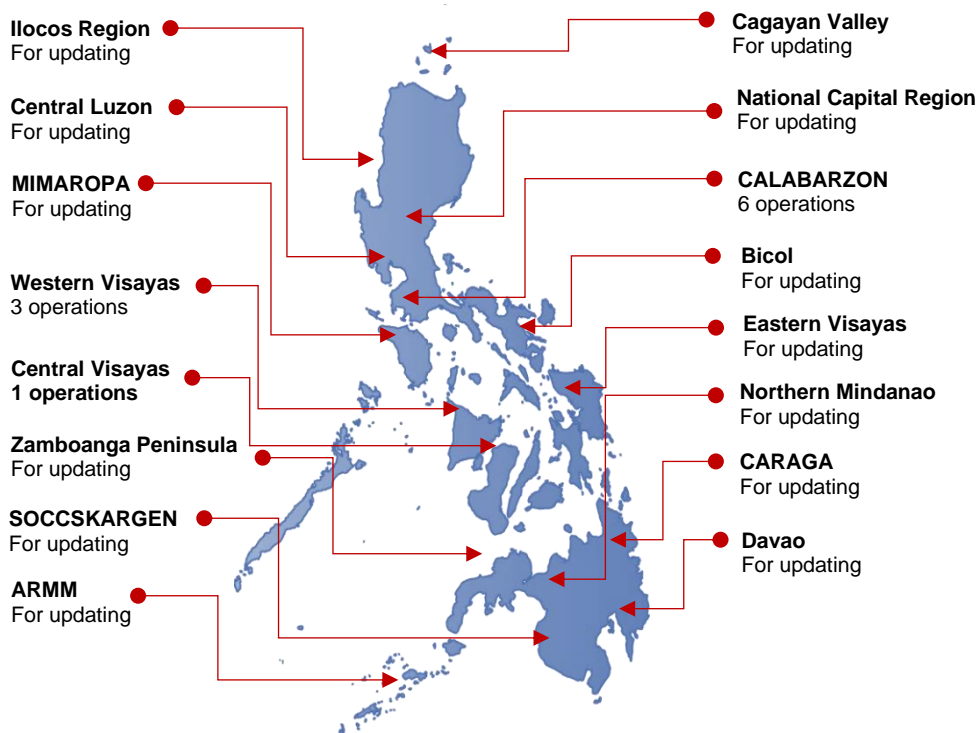
- Ninety percent (90%) of passenger and cargo shipping operations were completed in accordance with the ships' CPC.
- Ten percent (10%) of the shipping operations were affected due to the measures implemented in view Code Red Sublevel 2 for the COVID-19.
- Operations of passenger ships were more affected compared to cargo ships. 100% of the cargo shipping operations were completed under normal conditions compared to passenger ships at 80%.
- **With cargo shipping still operational, transport of goods amid MGCQ, and GCQ is assured.**

## PASSENGER AND CARGO SHIPPING IN NUMBERS

4/18/2021

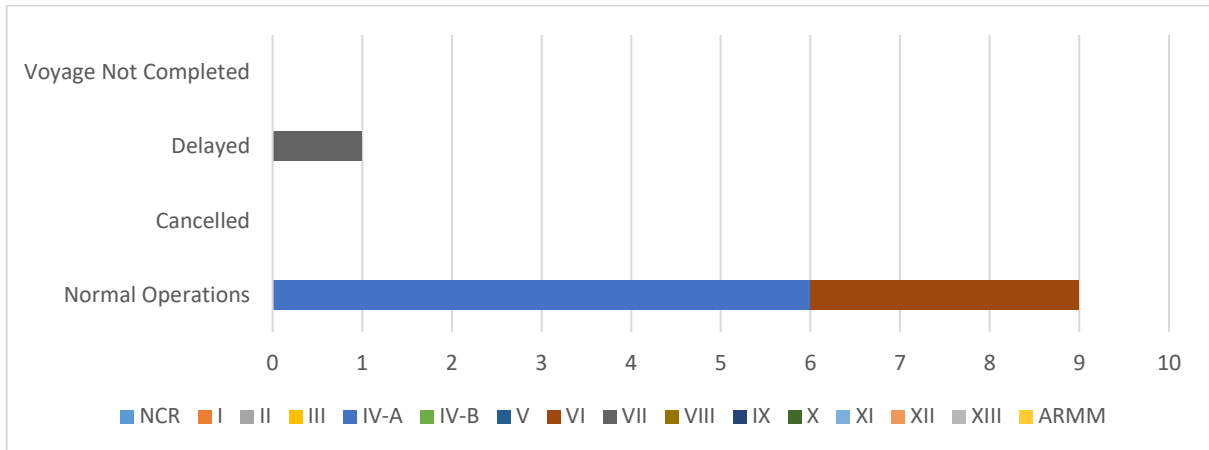
- 10** Shipping Operations Recorded
- 5** Passenger Ships Operated
- 5** Cargo Ships Operated
- 9** Ships Operated Normally
- 0** Operations Cancelled
- 1** Operations Delayed
- 0** Operation Uncompleted

## PASSENGER AND CARGO SHIPPING OPERATIONS IN THE PHILIPPINES IN AREAS UNDER MGCQ and GCQ



**Total of 10 Passenger and Cargo Shipping Operations**

## I. STATUS OF SHIPPING OPERATIONS NATIONWIDE



On 4/18/2021, there were 10 passenger and cargo shipping operations conducted wherein 9 or 90% were completed in accordance with their Certificate of Public Convenience (CPC).

Out of the 9 operations completed under normal conditions, the reported movements were mostly in the CALABARZON Region at 67% and Western Visayas Region at 33%.

Meanwhile, no passenger and cargo shipping operations were cancelled

One (1) passenger ship or 20% encountered delays due to the additional measures adopted in view of COVID-19 such as temperature screening and inspections.

Lastly, no shipping operations were not completed at the time of reporting.

## II. STATUS OF SHIPPING OPERATIONS BY CLASSIFICATION

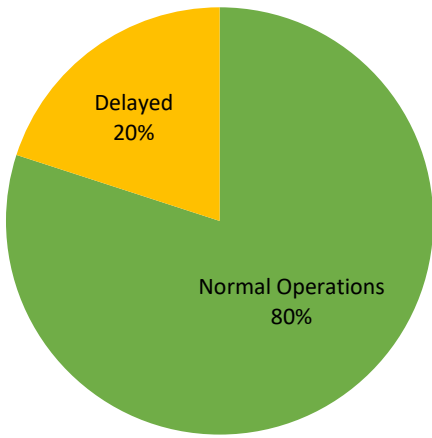
Region	Normal Operations		Cancelled		Delayed		Not Completed	
	Passenger	Cargo	Passenger	Cargo	Passenger	Cargo	Passenger	Cargo
<b>NCR</b>	-	-	-	-	-	-	-	-
<b>I</b>	-	-	-	-	-	-	-	-
<b>II</b>	-	-	-	-	-	-	-	-
<b>III</b>	-	-	-	-	-	-	-	-
<b>IV-A</b>	3	3	-	-	-	-	-	-
<b>IV-B</b>	-	-	-	-	-	-	-	-
<b>V</b>	-	-	-	-	-	-	-	-
<b>VI</b>	1	2	-	-	-	-	-	-
<b>VII</b>	-	-	-	-	1	-	-	-
<b>VIII</b>	-	-	-	-	-	-	-	-
<b>IX</b>	-	-	-	-	-	-	-	-
<b>X</b>	-	-	-	-	-	-	-	-
<b>XI</b>	-	-	-	-	-	-	-	-
<b>XII</b>	-	-	-	-	-	-	-	-
<b>XIII</b>	-	-	-	-	-	-	-	-
<b>ARMM</b>	-	-	-	-	-	-	-	-
<b>Total</b>	<b>4</b>	<b>5</b>	-	-	<b>1</b>	-	-	-

Amid the measures in place due to MGCQ, and GCQ, 5 out of 5 (100%) cargo ships still operated normally – are 1 container ship and 4 Roro cargo ships.

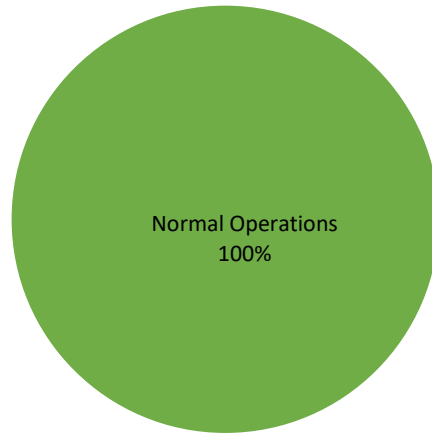
Four (4) passenger ships completed their voyage –4 RoPax ships completed their operations but mostly only carried cargoes during their voyage.

Meanwhile out of the 5 passenger ships, 20% were affected by the measures adopted in view of COVID-19. These measures caused either the cancellation, delay, or uncompleted operations of 1 passenger ships.

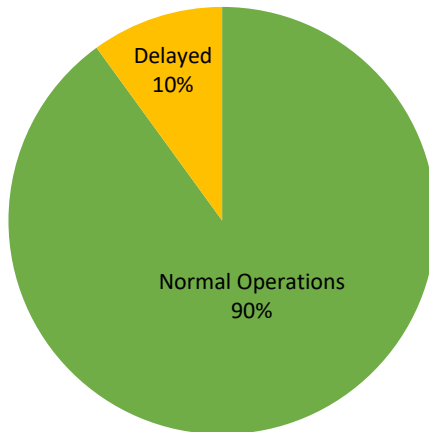
**PASSENGER  
Ship Operations**




**CARGO  
Ship Operations**



**PASSENGER and CARGO  
Ship Operations**



## Passenger Ship Types under Normal Operations



## Cargo Ship Types under Normal Operations

