



MARITIME INDUSTRY AUTHORITY SITUATION REPORT -450

Passenger and Cargo Shipping Operations on 6/16/2021
in areas under MGCQ and GCQ

Data generated on 6/16/2021, 3:00:00 PM

HIGHLIGHTS

- Eighty-nine percent (89%) of passenger and cargo shipping operations were completed in accordance with the ships' CPC.
- Eleven percent (11%) of the shipping operations were affected due to the measures implemented in view Code Red Sublevel 2 for the COVID-19.
- Operations of passenger ships were more affected compared to cargo ships. 100% of the cargo shipping operations were completed under normal conditions compared to passenger ships at 70%.
- **With cargo shipping still operational, transport of goods amid MGCQ, and GCQ is assured.**

PASSENGER AND CARGO SHIPPING IN NUMBERS

6/16/2021

109 Shipping Operations Recorded

40 Passenger Ships Operated

69 Cargo Ships Operated

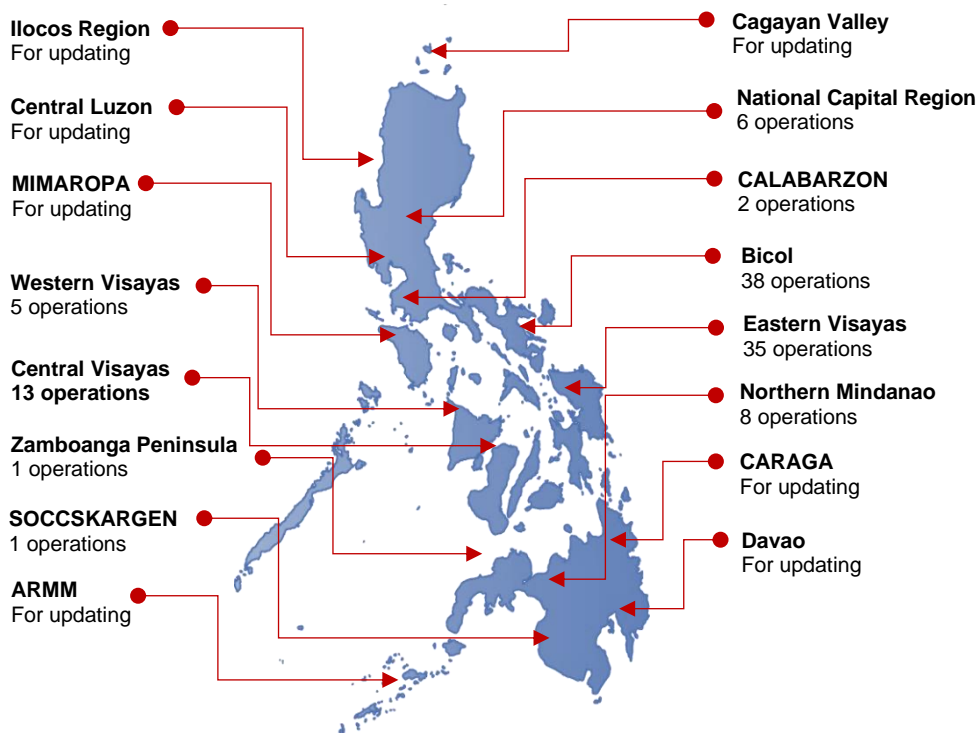
97 Ships Operated Normally

9 Operations Cancelled

3 Operations Delayed

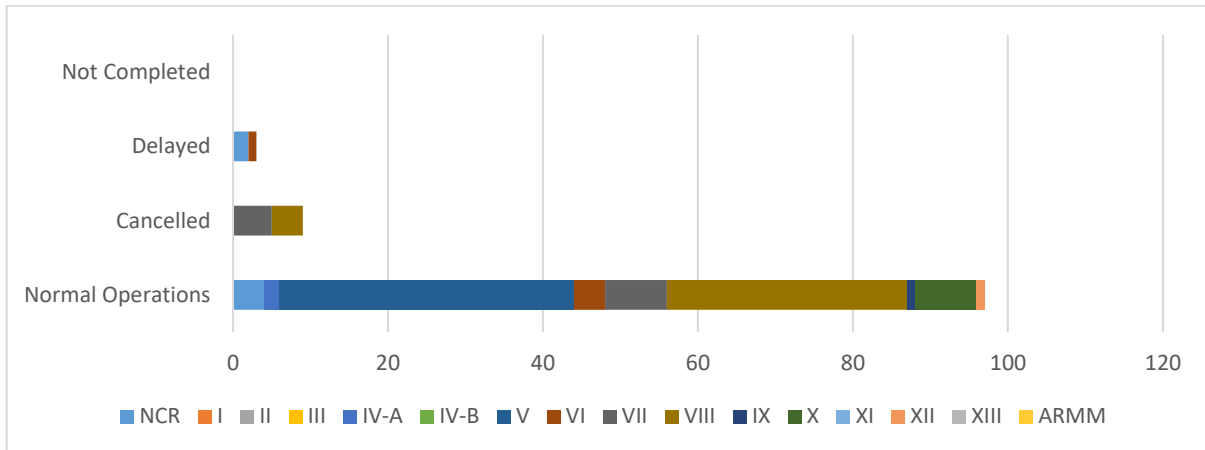
0 Operation Uncompleted

PASSENGER AND CARGO SHIPPING OPERATIONS IN THE PHILIPPINES IN AREAS UNDER MGCQ and GCQ



Total of 109 Passenger and Cargo Shipping Operations

I. STATUS OF SHIPPING OPERATIONS NATIONWIDE



On 6/16/2021, there were 109 passenger and cargo shipping operations conducted wherein 97 or 89% were completed in accordance with their Certificate of Public Convenience (CPC).

Out of the 97 operations completed under normal conditions, the reported movements were mostly in the Bicol Region at 39% and Eastern Visayas Region at 32%.

Meanwhile, 8% of the passenger and cargo shipping operations were cancelled, all due to the community quarantine measures imposed by the different local government units governing the ships' ports of destination. Mostly affected were operations in the Central Visayas and Eastern Visayas Regions.

Three (3) passenger ships or 8% encountered delays due to the additional measures adopted in view of COVID-19 such as temperature screening and inspections.

Lastly, no shipping operations were not completed at the time of reporting.

II. STATUS OF SHIPPING OPERATIONS BY CLASSIFICATION

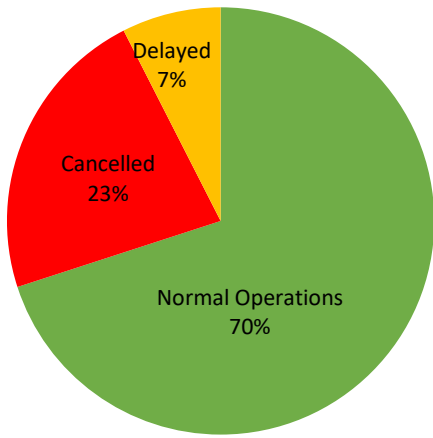
Region	Normal Operations		Cancelled		Delayed		Not Completed	
	Passenger	Cargo	Passenger	Cargo	Passenger	Cargo	Passenger	Cargo
NCR	-	4	-	-	2	-	-	-
I	-	-	-	-	-	-	-	-
II	-	-	-	-	-	-	-	-
III	-	-	-	-	-	-	-	-
IV-A	2	-	-	-	-	-	-	-
IV-B	-	-	-	-	-	-	-	-
V	5	33	-	-	-	-	-	-
VI	3	1	-	-	1	-	-	-
VII	6	2	5	-	-	-	-	-
VIII	12	19	4	-	-	-	-	-
IX	-	1	-	-	-	-	-	-
X	-	8	-	-	-	-	-	-
XI	-	-	-	-	-	-	-	-
XII	-	1	-	-	-	-	-	-
XIII	-	-	-	-	-	-	-	-
ARMM	-	-	-	-	-	-	-	-
Total	28	69	9	-	3	-	-	-

Amid the measures in place due to MGCQ, and GCQ, 69 out of 69 (100%) cargo ships still operated normally – are 2 bulk carrier, 8 container ships, 2 general cargo ships, 6 LCT ships, 49 Roro cargo ships and 2 other cargo.

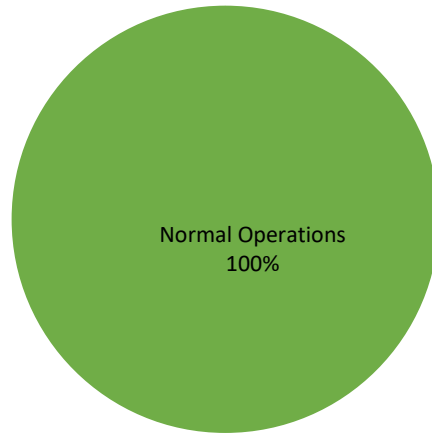
Twenty-Eight (28) passenger ships completed their voyage – 6 conventional passenger ships, 10 RoPax ships and 12 fast craft ferry completed their operations but mostly only carried cargoes during their voyage.

Meanwhile out of the 40 passenger ships, 30% were affected by the measures adopted in view of COVID-19. These measures caused either the cancellation, delay, or uncompleted operations of 12 passenger ships.

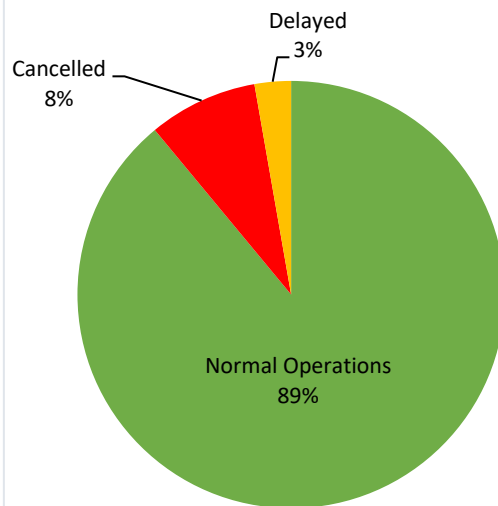
PASSENGER Ship Operations



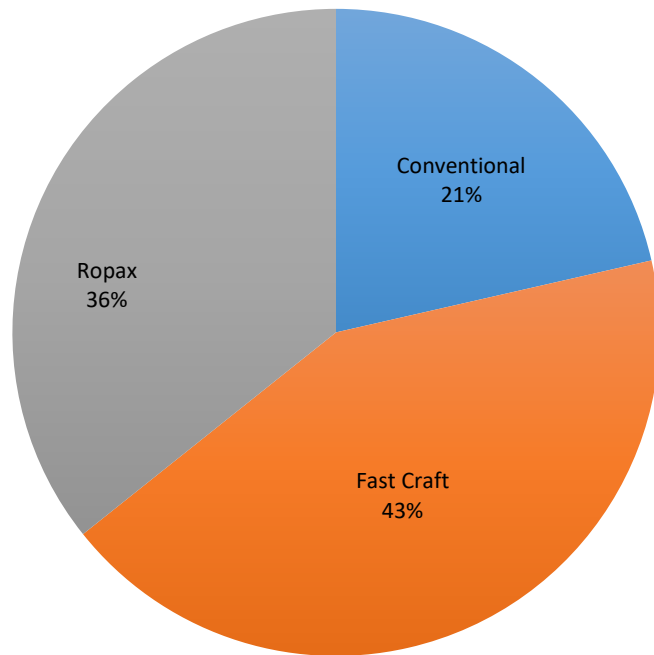
CARGO Ship Operations



PASSENGER and CARGO Ship Operations



Passenger Ship Types under Normal Operations



Cargo Ship Types under Normal Operations

