



**MARITIME INDUSTRY AUTHORITY
WEEKLY SUMMARY SITUATION REPORT - Summary 67**

Passenger and Cargo Shipping Operations on June 25 - July 01, 2021
in areas under MGCQ and GCQ

Data generated on June 25 - July 01, 2021, 3:00 PM

HIGHLIGHTS

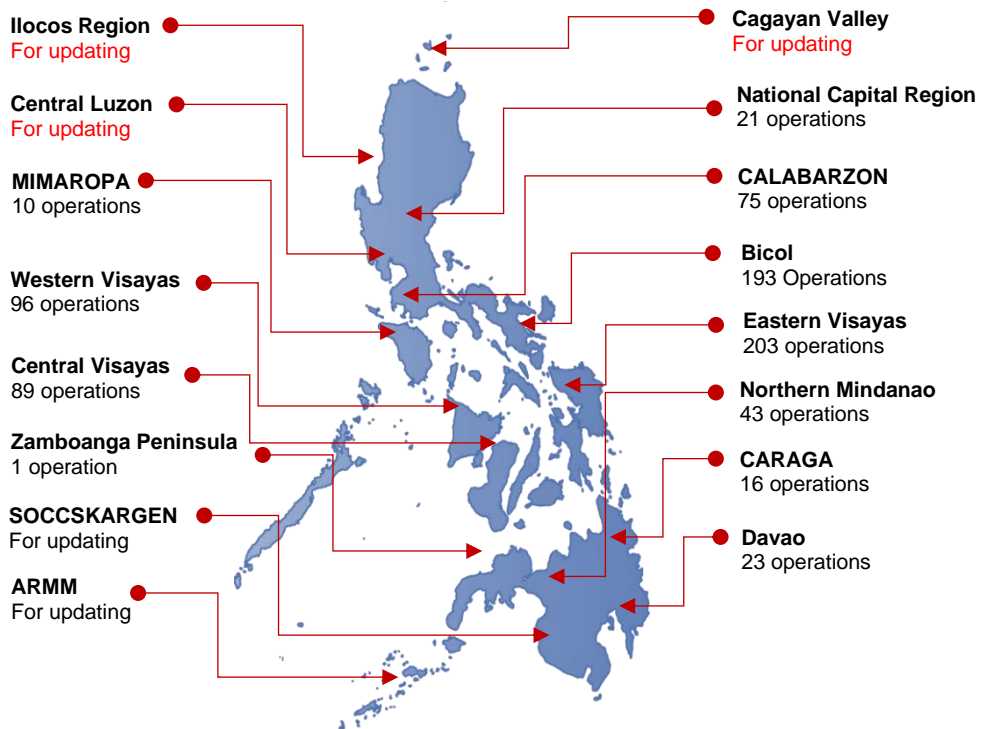
- Ninety percent (90%) of passenger and cargo shipping operations were completed in accordance with the ships' CPC.
- Ten percent (10%) of the shipping operations were affected due to the measures implemented in view Code Red Sublevel 2 for the COVID-19.
- Operations of passenger ships were more affected compared to cargo ships. 99% of the cargo shipping operations were completed under normal conditions compared to passenger ships at 78%.
- Daily average passenger and cargo ship operations are 173 completed under normal conditions, 12 cancelled trips, 8 delayed and 0 not completed voyage.
- **With cargo shipping still operational, transport of goods amid MGCQ, and GCQ is assured.**

PASSENGER AND CARGO SHIPPING IN NUMBERS

June 25 - July 01, 2021

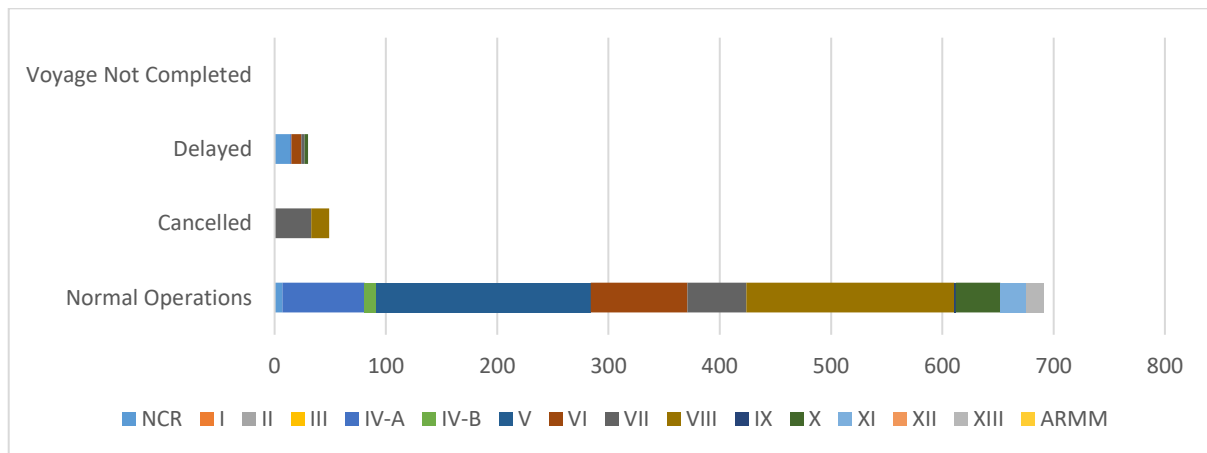
- 770** Shipping Operations Recorded
- 350** Passenger Ships Operated
- 420** Cargo Ships Operated
- 691** Ships Operated Normally
- 49** Operations Cancelled
- 30** Operations Delayed
- 0** Operation Uncompleted

**PASSENGER AND CARGO SHIPPING OPERATIONS IN THE PHILIPPINES
IN AREAS UNDER MGCQ and GCQ**



Total of 770 Passenger and Cargo Shipping Operations

I. STATUS OF SHIPPING OPERATIONS NATIONWIDE



On June 25 - July 01, 2021, there were 770 passenger and cargo shipping operations conducted wherein 691 or 90% were completed in accordance with their Certificate of Public Convenience (CPC).

Out of the 691 operations completed under normal conditions, the reported movements were mostly in the Bicol Region at 28% and Eastern Visayas Region at 27%.

Meanwhile, 6% of the passenger and cargo shipping operations were cancelled, all due to the community quarantine measures imposed by the different local government units governing the ships' ports of destination. Mostly affected were operations in the Central Visayas and Eastern Visayas Regions.

Twenty-seven (27) passenger ships or 8% encountered delays due to the additional measures adopted in view of COVID-19 such as temperature screening and inspections.

Lastly, no shipping operations were not completed at the time of reporting, as the respective ships were still underway.

II. STATUS OF SHIPPING OPERATIONS BY CLASSIFICATION

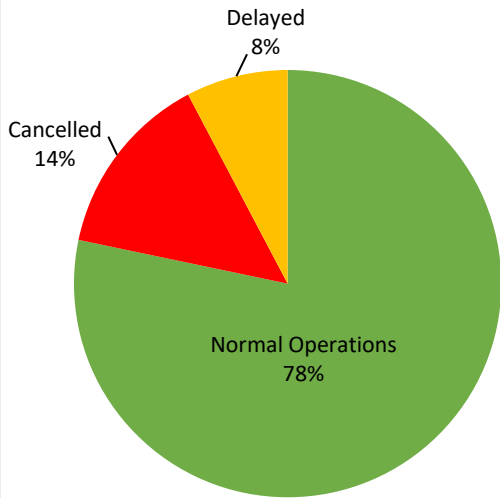
Region	Normal Operations		Cancelled		Delayed		Not Completed	
	Passenger	Cargo	Passenger	Cargo	Passenger	Cargo	Passenger	Cargo
NCR	3	4	-	-	11	3	-	-
I	-	-	-	-	-	-	-	-
II	-	-	-	-	-	-	-	-
III	-	-	-	-	-	-	-	-
IV-A	72	2	-	-	1	-	-	-
IV-B	10	-	-	-	-	-	-	-
V	28	165	-	-	-	-	-	-
VI	28	59	-	-	9	-	-	-
VII	33	20	33	-	3	-	-	-
VIII	95	92	16	-	-	-	-	-
IX	1	-	-	-	-	-	-	-
X	-	40	-	-	3	-	-	-
XI	4	19	-	-	-	-	-	-
XII	-	-	-	-	-	-	-	-
XIII	-	16	-	-	-	-	-	-
ARMM	-	-	-	-	-	-	-	-
Total	274	417	49	-	27	3	-	-

Amid the measures in place due to MGCQ, and GCQ, 417 out of 420 (99%) cargo ships still operated normally – are 20 bulk carrier, 13 container ships, 14 general cargo ships, 89 LCT ships, 3 oil tankers, 271 Roro cargo ships.

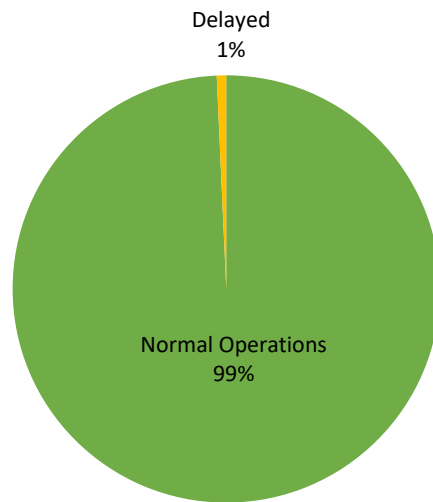
Two hundred and seventy-four (274) passenger ships completed their voyage – 158 conventional passenger ships, 74 RoPax ships and 42 fast craft ferry completed their operations but mostly only carried cargoes during their voyage.

Meanwhile out of the 350 passenger ships, 22% were affected by the measures adopted in view of COVID-19. These measures caused either the cancellation, delay, or uncompleted operations of 76 passenger ships.

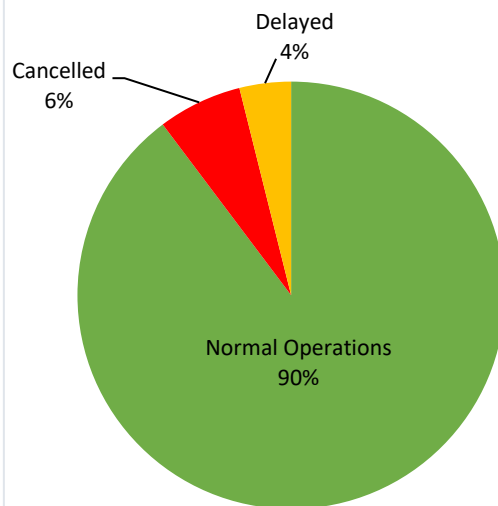
PASSENGER Ship Operations



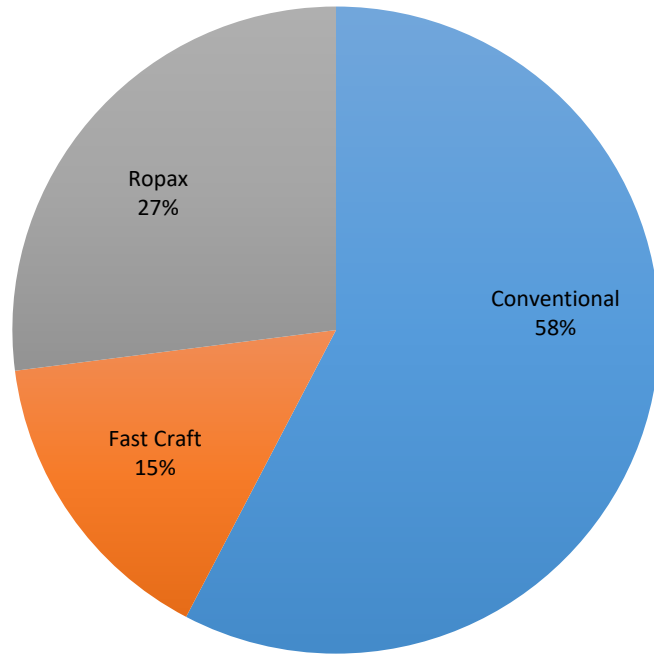
CARGO Ship Operations



PASSENGER and CARGO Ship Operations



Passenger Ship Types under Normal Operations



Cargo Ship Types under Normal Operations

