



MARITIME INDUSTRY AUTHORITY SITUATION REPORT -533

Passenger and Cargo Shipping Operations on 9/7/2021
in areas under MGCQ and GCQ

Data generated on 9/7/2021, 3:00:00 PM

HIGHLIGHTS

- Seventy-five percent (75%) of passenger and cargo shipping operations were completed in accordance with the ships' CPC.
- Twenty-five percent (25%) of the shipping operations were affected due to the measures implemented in view Code Red Sublevel 2 for the COVID-19.
- Operations of passenger ships were more affected compared to cargo ships. 100% of the cargo shipping operations were completed under normal conditions compared to passenger ships at 54%.
- With cargo shipping still operational, transport of goods amid MGCQ, and GCQ is assured.**

PASSENGER AND CARGO SHIPPING IN NUMBERS

9/7/2021

52 Shipping Operations Recorded

28 Passenger Ships Operated

24 Cargo Ships Operated

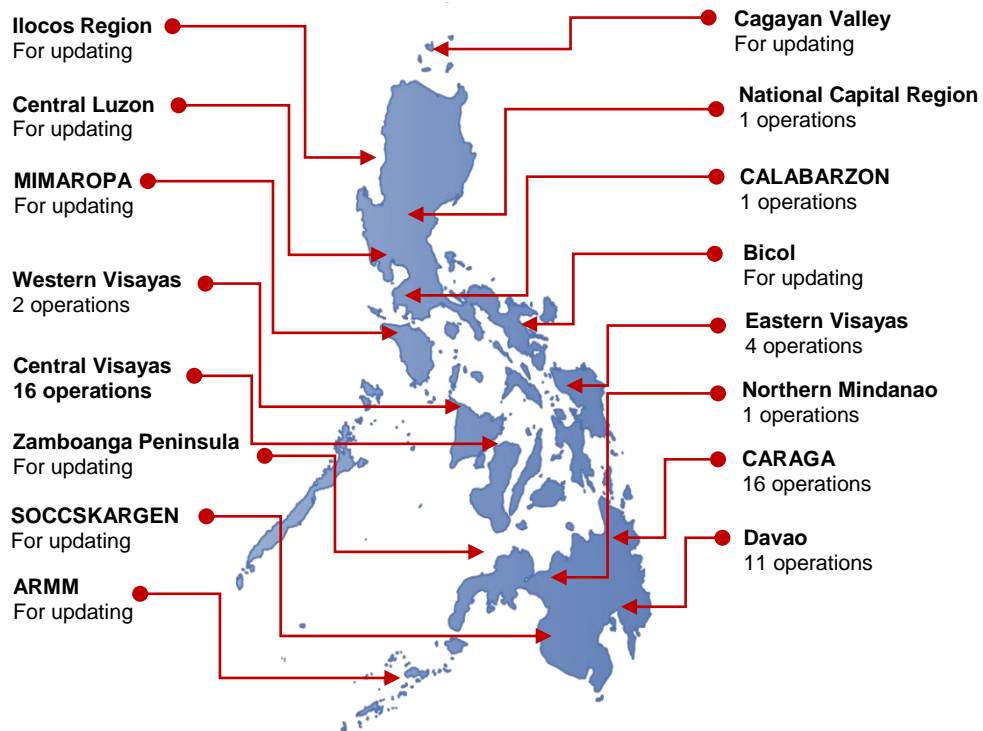
39 Ships Operated Normally

11 Operations Cancelled

2 Operations Delayed

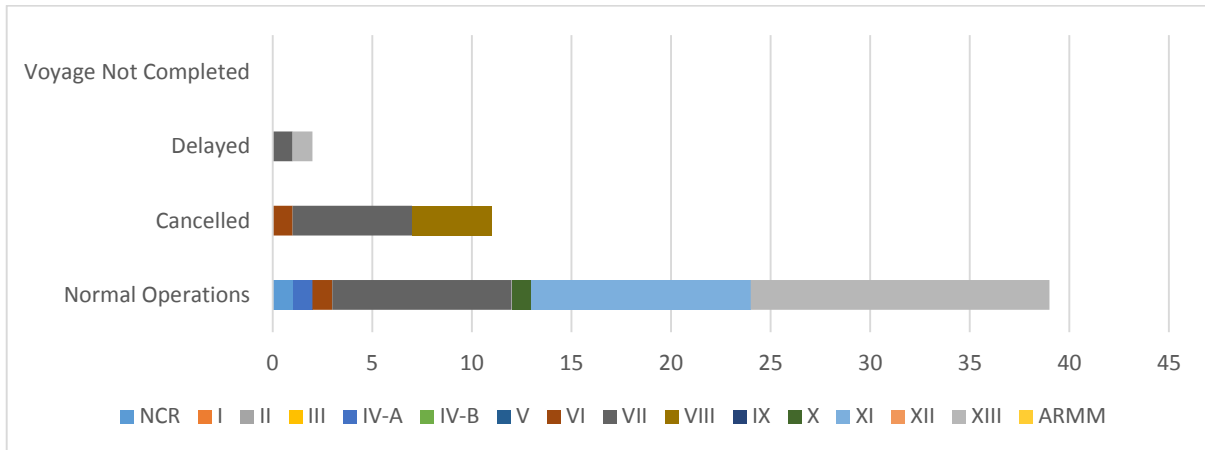
0 Operation Uncompleted

PASSENGER AND CARGO SHIPPING OPERATIONS IN THE PHILIPPINES IN AREAS UNDER MGCQ and GCQ



Total of 52 Passenger and Cargo Shipping Operations

I. STATUS OF SHIPPING OPERATIONS NATIONWIDE



On 9/7/2021, there were 52 passenger and cargo shipping operations conducted wherein 39 or 75% were completed in accordance with their Certificate of Public Convenience (CPC).

Out of the 39 operations completed under normal conditions, the reported movements were mostly in the CARAGA Region at 50% and Southern Mindanao Region at 37%.

Meanwhile, 21% of the passenger and cargo shipping operations were cancelled, all due to the community quarantine measures imposed by the different local government units governing the ships' ports of destination. Mostly affected were operations in the Central Visayas and Eastern Visayas Regions.

Two (2) passenger ships or 7% encountered delays due to the additional measures adopted in view of COVID-19 such as temperature screening and inspections.

Lastly, no shipping operations were not completed at the time of reporting.

II. STATUS OF SHIPPING OPERATIONS BY CLASSIFICATION

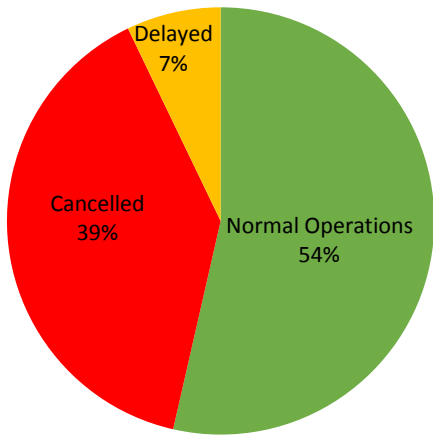
Region	Normal Operations		Cancelled		Delayed		Not Completed	
	Passenger	Cargo	Passenger	Cargo	Passenger	Cargo	Passenger	Cargo
NCR	1	-	-	-	-	-	-	-
I	-	-	-	-	-	-	-	-
II	-	-	-	-	-	-	-	-
III	-	-	-	-	-	-	-	-
IV-A	1	-	-	-	-	-	-	-
IV-B	-	-	-	-	-	-	-	-
V	-	-	-	-	-	-	-	-
VI	1	-	1	-	-	-	-	-
VII	4	5	6	-	1	-	-	-
VIII	-	-	4	-	-	-	-	-
IX	-	-	-	-	-	-	-	-
X	1	-	-	-	-	-	-	-
XI	2	9	-	-	-	-	-	-
XII	-	-	-	-	-	-	-	-
XIII	5	10	-	-	1	-	-	-
ARMM	-	-	-	-	-	-	-	-
Total	11	19	11	-	2	-	-	-

Amid the measures in place due to MGCQ, and GCQ, 24 out of 24 (100%) cargo ships still operated normally – are 6 LCT ships, 18 Roro cargo ships.

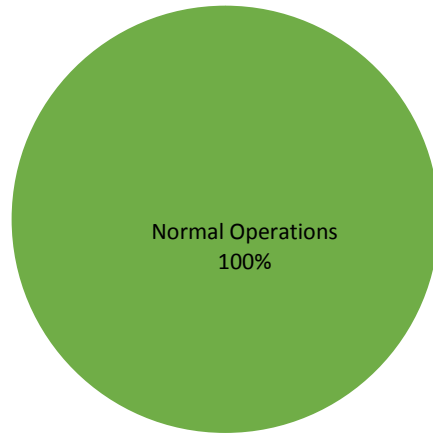
Fifteen (15) passenger ships completed their voyage – 7 conventional passenger ships, 8 RoPax ships completed their operations but mostly only carried cargoes during their voyage.

Meanwhile out of the 28 passenger ships, 46% were affected by the measures adopted in view of COVID-19. These measures caused either the cancellation, delay, or uncompleted operations of 13 passenger ships.

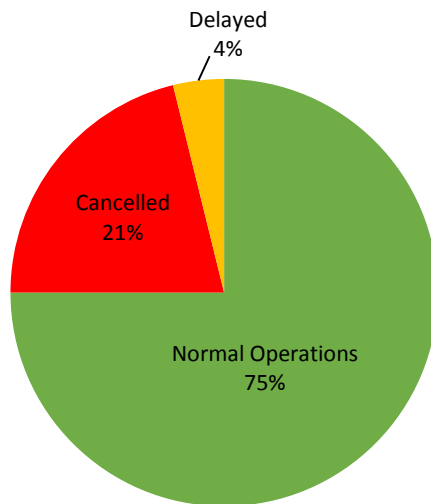
PASSENGER Ship Operations



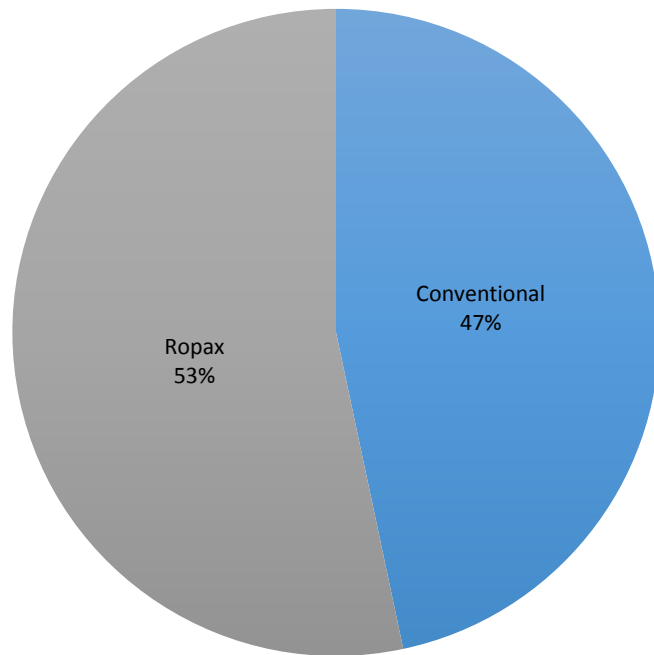
CARGO Ship Operations



PASSENGER and CARGO Ship Operations



Passenger Ship Types under Normal Operations



Cargo Ship Types under Normal Operations

