



MARITIME INDUSTRY AUTHORITY SITUATION REPORT -576

Passenger and Cargo Shipping Operations on 10/20/2021
in areas under MGCQ and GCQ

Data generated on 10/20/2021, 3:00:00 PM

HIGHLIGHTS

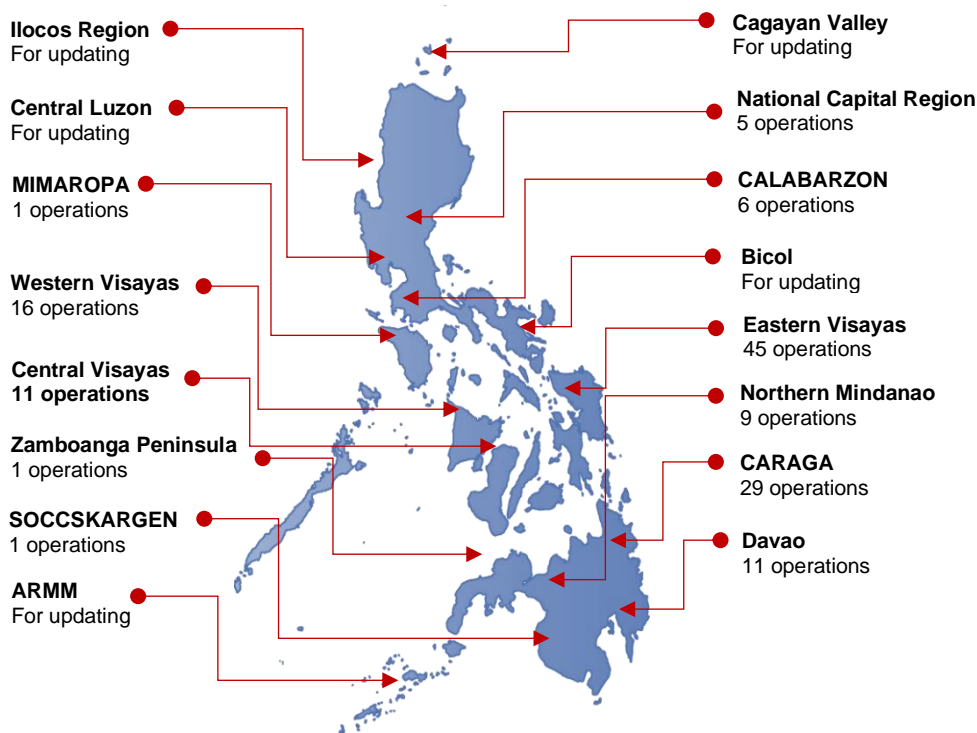
- Ninety-One percent (91%) of passenger and cargo shipping operations were completed in accordance with the ships' CPC.
- Nine percent (9%) of the shipping operations were affected due to the measures implemented in view Code Red Sublevel 2 for the COVID-19.
- Operations of passenger ships were more affected compared to cargo ships. 100% of the cargo shipping operations were completed under normal conditions compared to passenger ships at 74%.
- **With cargo shipping still operational, transport of goods amid MGCQ, and GCQ is assured.**

PASSENGER AND CARGO SHIPPING IN NUMBERS

10/20/2021

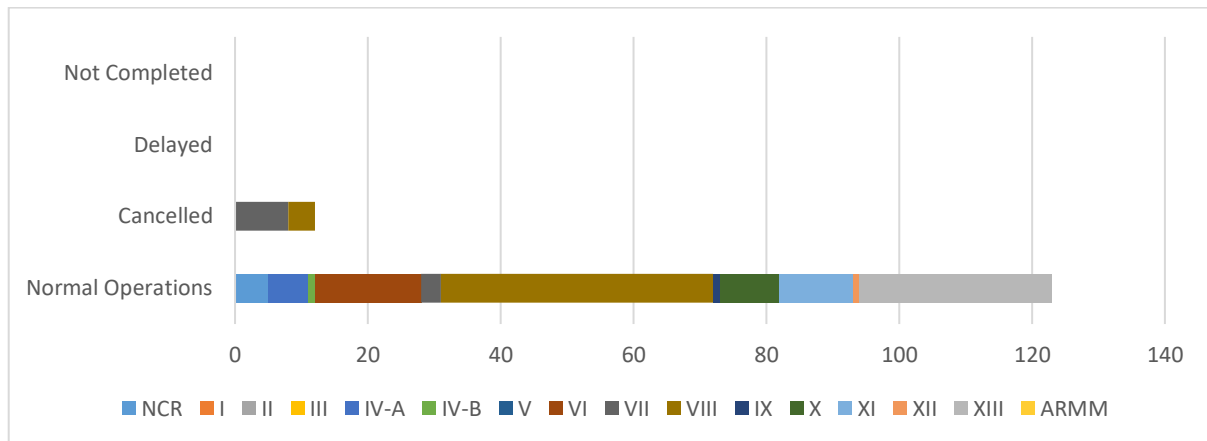
- 135** Shipping Operations Recorded
- 47** Passenger Ships Operated
- 88** Cargo Ships Operated
- 123** Ships Operated Normally
- 12** Operations Cancelled
- 0** Operations Delayed
- 0** Operation Uncompleted

PASSENGER AND CARGO SHIPPING OPERATIONS IN THE PHILIPPINES IN AREAS UNDER MGCQ and GCQ



Total of 135 Passenger and Cargo Shipping Operations

I. STATUS OF SHIPPING OPERATIONS NATIONWIDE



On 10/20/2021, there were 135 passenger and cargo shipping operations conducted wherein 123 or 91% were completed in accordance with their Certificate of Public Convenience (CPC).

Out of the 123 operations completed under normal conditions, the reported movements were mostly in the Eastern Visayas Region at 33% and CARAGA Region at 24%.

Meanwhile, 9% of the passenger and cargo shipping operations were cancelled, all due to the community quarantine measures imposed by the different local government units governing the ships' ports of destination. Mostly affected were operations in the Central Visayas and Eastern Visayas Regions.

Lastly, no shipping operations were not completed at the time of reporting.

II. STATUS OF SHIPPING OPERATIONS BY CLASSIFICATION

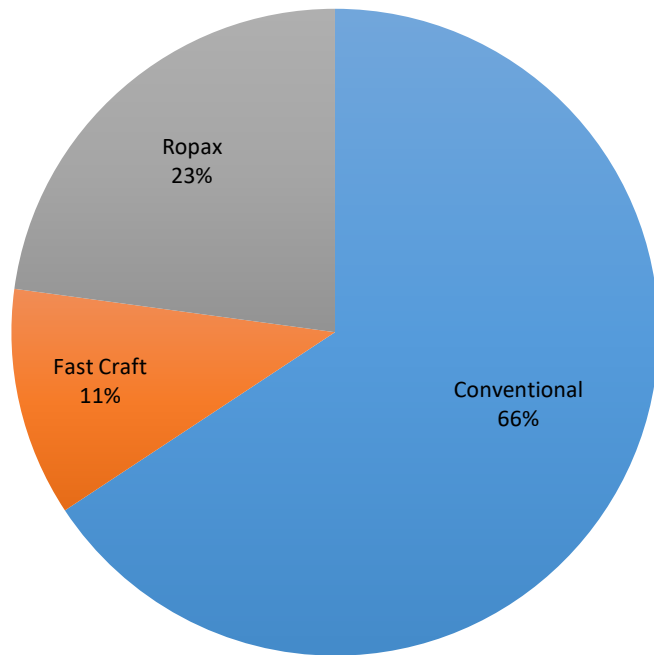
Region	Normal Operations		Cancelled		Delayed		Not Completed	
	Passenger	Cargo	Passenger	Cargo	Passenger	Cargo	Passenger	Cargo
NCR	3	2	-	-	-	-	-	-
I	-	-	-	-	-	-	-	-
II	-	-	-	-	-	-	-	-
III	-	-	-	-	-	-	-	-
IV-A	6	-	-	-	-	-	-	-
IV-B	1	-	-	-	-	-	-	-
V	-	-	-	-	-	-	-	-
VI	3	13	-	-	-	-	-	-
VII	-	3	8	-	-	-	-	-
VIII	11	30	4	-	-	-	-	-
IX	-	1	-	-	-	-	-	-
X	-	9	-	-	-	-	-	-
XI	2	9	-	-	-	-	-	-
XII	-	1	-	-	-	-	-	-
XIII	9	20	-	-	-	-	-	-
ARMM	-	-	-	-	-	-	-	-
Total	35	88	12	-	-	-	-	-

Amid the measures in place due to MGCQ, and GCQ, 88 out of 88 (100%) cargo ships still operated normally – are 6 bulk carrier, 9 container ships, 2 general cargo ships, 8 LCT ships, 53 Roro cargo ships and 10 other cargo.

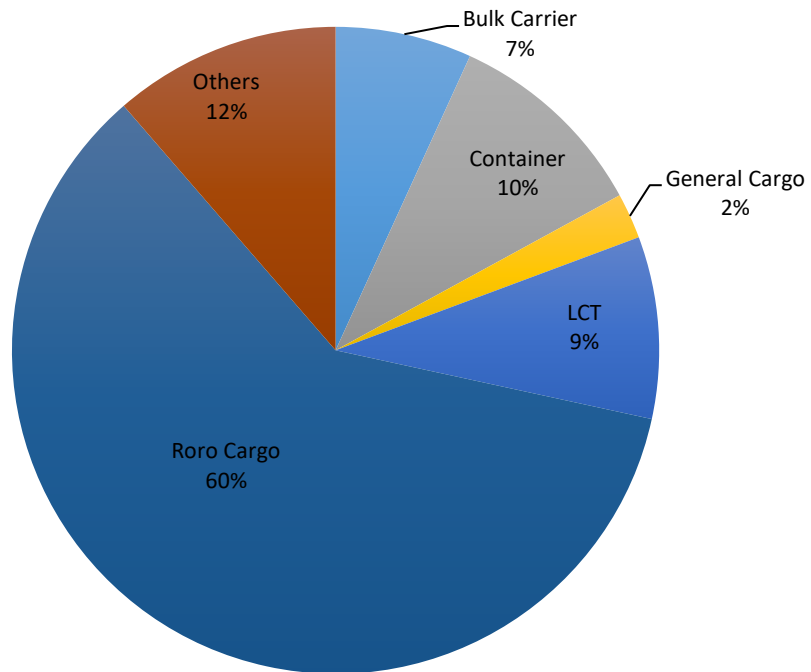
Thirty-five (35) passenger ships completed their voyage – 23 conventional passenger ships, 8 RoPax ships and 4 fast craft ferry completed their operations but mostly only carried cargoes during their voyage.

Meanwhile out of the 47 passenger ships, 26% were affected by the measures adopted in view of COVID-19. These measures caused either the cancellation, delay, or uncompleted operations of 12 passenger ships.

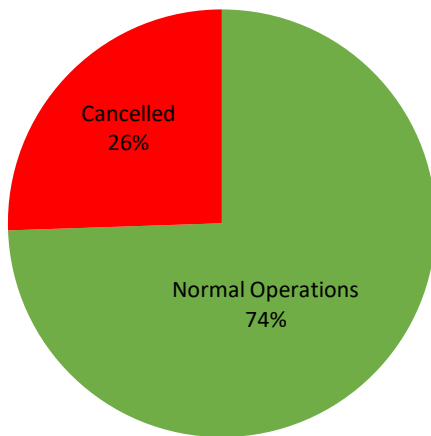
Passenger Ship Types under Normal Operations



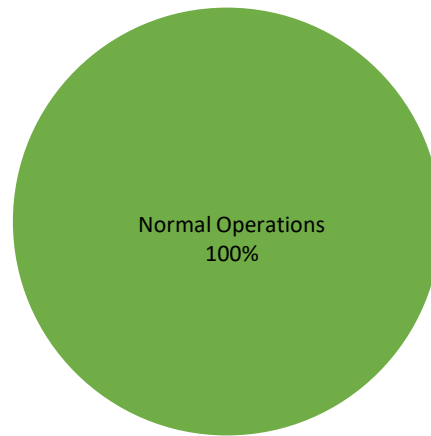
Cargo Ship Types under Normal Operations



PASSENGER Ship Operations



CARGO Ship Operations



PASSENGER and CARGO Ship Operations

