



MARINA Statistical Report 2016-2020



Table of Contents

	Page Number
Domestic Shipping Sector	3
Overseas Shipping Sector	23
Shipbuilding and Shiprepair Sector	34
Manpower Development Sector	42

Table of Contents

Domestic Shipping Sector

		Page no.
Table 1	NUMBER OF DOMESTIC OPERATING FLEET BY TYPE OF SERVICE, GRT AND AVERAGE AGE	6
Table 2	NUMBER, GRT AND AVERAGE AGE OF VESSELS APPROVED FOR IMPORTATION BY TYPE OF SERVICE	6
Table 3	ACQUISITION COST OF VESSELS APPROVED FOR IMPORTATION BY TYPE OF SERVICE	7
Table 4	NUMBER, GRT AND AVERAGE AGE OF VESSELS APPROVED FOR BAREBOAT CHARTERING BY TYPE OF SERVICE	8
Table 5	NUMBER OF ISSUED / RE-ISSUED CERTIFICATE OF OWNERSHIP(CO)/CERTIFICATE OF PHILIPPINE REGISTRY (CPR)	9
Table 6	LICENSES/PERMITS/CERTIFICATES ISSUED/RE-ISSUED	10
Table 7	DELETION OF VESSEL FROM THE PHILIPPINE REGISTRY	11
Table 8	NUMBER OF ISSUED CERTIFICATE OF COMPLIANCE (COC) UNDER MC 65/65-A & MC 134	12
Table 9	ISSUED ACCREDITATION OF DOMESTIC SHIPPING COMPANIES / ENTITIES	13
Table 10	NUMBER OF ENDORSEMENTS APPROVED FOR AVAILMENT OF INCENTIVES	14

Table 11	FRANCHISING ISSUANCES	15
Table 12	INTERNATIONAL SAFETY MANAGEMENT (ISM) SAFETY MANAGEMENT CERTIFICATE (SMC) / DOCUMENT OF COMPLIANCE (DOC) ISSUED	16
Table 13	NATIONAL SAFETY MANAGEMENT (NSM) SAFETY MANAGEMENT CERTIFICATE (SMC)/ DOCUMENT OF COMPLIANCE (DOC) ISSUED	17
Table 14	AUDITS UNDERTAKEN RELATIVE TO INTERNATIONAL SAFETY MANAGEMENT (ISM)/NATIONAL SAFETY MANAGEMENT (NSM)	18
Table 15	NUMBER MARITIME ACCIDENT/INCIDENT BY AREA OF JURISDICTION / AREA OF RESPONSIBILITY	19
Table 16	TOTAL NUMBER OF ACCIDENTS/INCIDENTS BY INCIDENT CLASSIFICATION	20
Table 17	CARGO AND PASSENGER STATISTICS	21
Table 18	SHIP CALLS	22

Table 1
NUMBER OF DOMESTIC OPERATING VESSELS BY TYPE OF SERVICE, TOTAL GRT, AVERAGE GRT AND AVERAGE AGE

TYPE OF SERVICE	NUMBER			TOTAL GRT			AVERAGE GRT			AVERAGE AGE		
	2018	2019	2020	2018	2019	2020	2018	2019	2020	2018	2019	2020
LARGER VESSELS	3,866	3,727	4,114	2,632,231.10	2,665,181.20	2,798,471.90	681.93	715.68	681.39	21.42	23.21	23.09
Passenger	817	618	773	387,103.83	311,172.84	340,762.50	176.14	503.52	442.55	19.14	18.95	17.86
Cargo	1,672	1,653	1,773	1,719,412.60	1,808,021.30	1,882,639.60	1,029.59	1,095.11	1,063.04	19.91	22.20	22.04
Tanker	220	225	230	285,501.87	286,243.74	290,862.48	1,297.74	1,272.19	1,264.68	19.30	20.11	21.04
Fishing	395	364	428	82,327.70	99,469.16	109,469.32	208.42	273.27	256.33	23.00	28.83	29.18
Others	762	867	910	157,885.14	160,274.20	174,738.01	207.20	185.07	192.23	26.46	26.53	26.85
MOTOR BANCA/BOAT/ FISHING BANCA / BOAT	20,263	24,483	25,860	255,466.68	294,006.26	308,627.07	12.64	12.03	11.96	6.99	7.00	7.76
Passenger	8,122	10,474	11,125	52,846.78	64,328.41	68,040.79	6.51	6.14	6.12	5.88	5.64	6.31
Cargo	1,178	1,515	1,606	35,032.31	45,554.78	46,298.59	29.74	30.07	28.83	8.39	8.70	8.61
Fishing	10,544	11,995	12,561	164,778.48	181,029.96	190,749.27	15.69	15.15	15.24	7.79	8.09	8.90
Others	419	499	568	2,809.11	3,093.11	3,538.42	6.72	6.21	6.24	4.42	4.69	8.66
TOTAL	*24,129	28,210	29,974	2,887,697.80	2,959,187.50	3,107,098.97	119.93	105.08	103.	9.22	9.15	9.85

*Revised the data in 2018 MARINA Statistical Report

Table 2
NUMBER, GRT AND AVERAGE AGE OF VESSELS APPROVED FOR IMPORTATION BY TYPE OF SERVICE

TYPE OF SERVICE	NUMBER					GRT					AVERAGE AGE				
	2016	2017	2018	2019	2020	2016	2017	2018	2019	2020	2016	2017	2018	2019	2020
Passenger /RORO	29	17	22	22	12	72,367.60	13,545.91	21,403.00	24,468.70	6,332.00	19	19	10	6	10
Cargo	80	66	38	39	17	153,991.74	132,536.00	122,402.00	68,342.00	32,440.00	18	18	15	11	19
Tanker	12	3	1	3	-	27,627.00	14,575.00	29,877.00	4,936.00	-	3	5	6	9	-
Tugboat	26	32	32	18	10	5,715.48	5,894.68	6,658.83	4,999.24	1,869.06	26	31	29	30	22
Barge	22	11	21	12	16	23,562.20	9,446.00	16,048.87	17,565.20	32,708.60	4	12	13	7	10
Fishing Vessel	20	6	8	17	3	11,971.77	1,519.00	1,635.15	11,406.92	242.84	27	30	27	25	22
Others /Miscellaneous	236	258	266	118	200	19,115.77	13,865.00	15,076.54	7,655.70	578.23	1	9	6	8	9
TOTAL	425	393	388	229	258	314,351.56	191,381.59	213,101.39	139,373.76	74,170.73	14	18	15	14	15

*Adjusted data provided by DSS

The MARINA issues authority to acquire vessels through importation by virtue of Memorandum Circular No. 104 which seeks to implement the present policy of the government to liberalize vessel acquisitions. Vessels of any type, which are not wooden-hulled, (except in the case of local construction) shall be allowed for acquisition under said Circular. Source document: issued letter approval

Table 3
ACQUISITION COST OF VESSELS APPROVED FOR IMPORTATION BY TYPE OF SERVICE

TYPE OF SERVICE	TOTAL COST (in US \$)				
	2016	2017	2018	2019	2020
Passenger /RORO	75,062,559.11	34,904,458.85	67,004,281.77	82,056,360.00	37,128,639.31
Cargo	75,767,146.75	83,083,790.00	60,589,925.00	44,857,432.90	10,576,662.00
Tanker	66,004,800	24,521,500.00	29,400,000.00	3,304,408.00	-
Tugboat	9,165,988.44	16,284,546.00	14,127,020.20	7,617,419.56	3,110,592.00
Barge	16,983,486.28	4,404,650.00	18,381,823.00	96,907,571.56	15,675,998.68
Fishing Vessel	12,215,199.13	2,501,407.00	8,928,320.00	73,419,533.00	241,211.74
Others	5,688,816.7	1,320,983.99	19,983,011.59	2,386,509.26	1,991,821.16
TOTAL	260,887,996.41	167,021,335.84	218,414,381.56	310,549,234.29	68,644,914.89

The MARINA issues authority to acquire vessels through importation by virtue of Memorandum Circular No. 104 which seeks to implement the present policy of the government to liberalize vessel acquisitions. Vessels of any type, which are not wooden-hulled, (except in the case of local construction) shall be allowed for acquisition under said Circular.

**Table 4
NUMBER, GRT AND AVERAGE AGE OF VESSELS APPROVED FOR BAREBOAT CHARTERING BY TYPE OF SERVICE**

TYPE OF SERVICE	NUMBER					TONNAGES (GRT)					AVERAGE AGE				
	2016	2017	2018	2019	2020	2016	2017	2018	2019	2020	2016	2017	2018	2019	2020
Passenger /RORO	3	1	1	-	1	336.00	172.00	193.00	-	5,145.00	21	-	15	-	-
Cargo	-	2	3	5	-	-	11,761.00	13,875.00	20,696.00	-	-	23	26	9	-
Tanker	-	1	-	-	1	-	3,490.00	-	-	4,484.00	-	18	-	-	14
Tugboat	-	-	-	1	-	-	-	-	3,161.00	-	-	-	-	7	-
Barge	1	2	1	2	-	1,132.00	3,270.00	398.00	2,570.00	-	10	8	2	9	-
Fishing Vessel	-	-	-	-	-	-	-	-	-	-	-	-	-	-	-
Others	1	-	-	-	1	491.00	-	-	-	400.00	37	-	-	-	4
TOTAL	5	6	5	8	3	1,959.00	18,693.00	14,466.00	26,427.00	10,029.00	23	16	14	8	9

The MARINA issues authority to acquire vessels through bareboat chartering by virtue of Memorandum Circular No. 104 which seeks to implement the present policy of the government to liberalize vessel acquisitions. Vessels of any type, which are not wooden-hulled, (except in the case of local construction) shall be allowed for acquisition under said Circular.

Table 5
NUMBER OF ISSUED/RE-ISSUED CERTIFICATE OF OWNERSHIP/CERTIFICATE OF PHILIPPINE REGISTRY

Year	CERTIFICATE OF OWNERSHIP			CERTIFICATE OF PHILIPPINE REGISTRY		
	Total	Central Office	Regional Office	Total	Central Office	Regional Office
2016	6,838	301	6,537	7,853	321	7,532
2017	5,269	568	4,701	5,890	597	5,293
2018	6,407	356	6,051	7,101	377	6,724
2019	5,156	388	4,768	6,867	406	6,461
2020	2,626	202	2,424	3,259	254	3,005

The MARINA issues Certificate of Philippine Registry (CPR) and Certificate of Ownership (CO) pursuant to MARINA CIRCULAR No. 2013-02 which provides that all ships of domestic ownership plying the Philippine waters, regardless of size and utilization must be properly registered and issued a CPR and CO.

Source documents: Issued Certificate of Philippine Registry and Certificate of Ownership

Table 6
LICENSES/PERMITS/CERTIFICATES ISSUED/ RE-ISSUED

License/Permit/Certificate	2016	2017	2018	2019	2020
Coastwise License (CWL)	3,925	4,160	4,878	5,022	3,541
Bay and River License (BRL)	6,103	4,762	5,066	6,745	3,404
Pleasure Yacht License (PYL)	291	216	204	329	191
Commercial Yacht License (CYL)	6	1	0	0	
Special Permit (SP) to Navigate	1,541	1,469	1,546	1,701	1,294
Exemption Permit	1,736	1,530	1,980	1,799	696
Minimum Safe Manning Certificate	18,268	16,325	18,780	21,265	14,719
Dispensation Permit	62	29	59	59	11
Passenger Ship Safety Certificate (PSSC)	9,324	8,131	8,642	10,865	5,436
Cargo Ship Safety Certificate (CSSC)	3,541	3,511	4,015	4,097	4,297
Cargo Ship Safety Construction (CSSCC)	429	390	415	416	398
Cargo Ship Safety Equipment (CSSEC)	356	371	389	392	386
High Speed Craft Safety Certificate (HSCSCC)	0	11	2	3	0
Fishing Vessel Safety Certificate (FVSC)	7,002	7,269	8,372	8,306	6,635
Certificate of Fitness	66	70	79	99	97

All Philippine-registered ships regardless of hull construction operating in the Philippine waters, including but not limited to fishing vessels, shall be required to secure the applicable ship safety-related certificates as provided in the SSSIS and in the herein Circular prior to operation. MARINA issues safety certificates pursuant to MC 2015-12, 2012-06, 2011-02, 110, 138, 205 and 203.

Table 7
DELETION OF VESSEL FROM THE PHILIPPINE REGISTRY

YEAR	CO	MRO I & 2	MRO IV	MRO V	MRO VI	MRO VII	MRO VIII	MRO IX	MRO X	MRO XI	MRO XII	MRO XIII	TOTAL
2016	8	8	8	14	31	4	11	0	5	1	5	16	111
2017	12	14	6	23	6	9	4	0	36	9	8	13	140
2018	10	25	6	16	1	10	24	1	15	8	9	27	152
2019	19	19	7	19		38	31	2	63		8	10	216
2020		4	4	5		13	18		79		5	1	129
TOTAL	49	70	31	77	38	74	88	3	198	18	35	67	748

Source of document: Deletion Certificate

Table 8
NUMBER OF ISSUED CERTIFICATE OF COMPLIANCE (COC)

YEAR	COC ISSUED UNDER MC 65/65-A	COC ISSUED UNDER MC 134	COC ISSUED UNDER MC 72
2016	947	3,083	37
2017	921	3,478	40
2018	1,456	4,047	90
2019	1,281	4,376	82
2020	1,159	2,112	32

MC 65/65A/ MC 134

All owners/operators of interisland passenger service who are holders of Certificate of Public Convenience (CPC)/Provisional Authority (PA)/Special Permit (SP) are required to observe the minimum service standards for passenger accommodation.

MC 72

The MC prescribes all passenger/passenger-cargo vessels 250 GRT and above to implement the showing of the 10-minute film on the safety/health/sanitation features of a vessel.

Table 9
ISSUED ACCREDITATION OF DOMESTIC SHIPPING COMPANIES / ENTITIES

YEAR	Number of Issued Accreditation	
	under MC 2006-03	under MC 186
2016	1,293	60
2017	1,446	69
2018	1,433	51
2019	2,319	74
2020	983	36

Source: Domestic Shipping Service /Maritime Regional Office (DSS/MRO)

Under MC 2006-003, the MARINA accredits shipping companies/entities involved in domestic shipping operations in order to prevent the proliferation of incompetent, inefficient, unreliable and fly-by-night operators. It is also intended to foster standards for domestic shipping operations to protect public interest. Accreditation is a pre-requisite prior to grant of permits, licenses or authority to operate. The validity of accreditation is for a period of three (3) years and renewable for the same length of validity.

Accreditation under MC 186 aims to promote the growth and development of maritime-related activities in order to contribute to the country's economic progress. Validity of accreditation is also three (3) years and renewable for same period.

Source document: Certificate of Accreditation

Table 10
NUMBER OF ISSUED ENDORSEMENTS FOR AVAILMENT OF INCENTIVES

YEAR	ISSUED ENDORSEMENTS PER TYPE OF INCENTIVE			
	Vessel tax free importation	VAT Exemption	Tax Incentives on Company Registration	Exemption from payment of custom duties and taxes
2016	9	1	4	0
2017	6	4	1	0
2018	15	53	6	1
2019	11	81	10	19
2020	0	11	2	0

Revised Implementing Rules and Regulations (R-IRR) is promulgated pursuant to Republic Act No. 9295 otherwise known as the Domestic Shipping Development Act of 2004. It is prescribed to carry out the policy of the State such as to provide necessary assistance and incentives for the continued growth of the Philippine domestic merchant fleet. Investment incentives ensures the continued viability of domestic shipping industry, and to encourage investments in the domestic shipping industry.

**Table 11
FRANCHISING ISSUANCES**

YEAR	ISSUANCES OF CPC	RENEWAL OF CPC	AMENDMENT OF CPC	EXEMPTION FROM ISSUANCE OF CPC	PETITION FOR SALE AND TRANSFER	ISSUANCE/EXTENSION OF SPECIAL PERMIT
2016	594	230	561	83	284	2,158
2017	786	218	518	59	226	1,797
2018	688	217	655	54	315	2,305
2019	1,709	355	679	49	403	2,120
2020	533	175	254	17	247	1,276

Pursuant to 2014 amendments to the Revised Rules and Regulations Implementing Republic Act No. 9295, MARINA issues Authority to operate to domestic shipping operators to be able to engage in domestic shipping.

Table 12
INTERNATIONAL SAFETY MANAGEMENT (ISM) SAFETY MANAGEMENT CERTIFICATE (SMC) / DOCUMENT OF COMPLIANCE (DOC) ISSUED

YEAR	ISM SMC	ISM DOC
2016	428	162
2017	603	174
2018	547	149
2019	933	251
2020	678	182

MC 143 – Rules and Regulations to implement the International Safety Management (ISM) Code in Domestic Shipping

The Circular was issued to foster a culture of safety and environmental protection in domestic shipping operations, whereby affected companies and ships shall:

1. Provide safe practices in ship operation and safe working environment;
2. Establish safeguards against all identified risks; and
3. Continuously improve safety management skills of personnel ashore and aboard ships, to include preparing for emergencies related both to safety and environmental protection.

Document of Compliance (DOC) means the document issued to a company complying with the requirements of the ISM Code.

Safety Management Certificate (SMC) means the document issued to a ship after verification that the company and its shipboard management operate in accordance with the approved SMS.

Table 13
NATIONAL SAFETY MANAGEMENT (NSM) SAFETY MANAGEMENT CERTIFICATE (SMC) / DOCUMENT OF COMPLIANCE (DOC) ISSUED

YEAR	NSM SMC	NSM DOC
2016	108	42
2017	60	15
2018	26	10
2019	19	3
2020	3	60

MC 159 - Adoption of a National Safety Management Code and providing rules and regulations for its implementation in the Domestic shipping

This Circular was issued for the following reasons:

1. To foster safety culture in domestic shipping operations by institutionalizing the adoption, implementation and maintenance of a Safety Management System (SMS) by shipping companies, designed to ensure personnel competence in every aspect of ship operations.
2. To enable companies to achieve and maintain high standards of safety and marine environment protection
3. To ensure compliance with mandatory rules and regulations, codes and standards governing safety and environment protection

Document of Compliance (DOC) refers to the document issued to a company that complies with the requirements of the National Safety Management Code.

Safety Management Certificates (SMC) refers to the document issued to a ship, which signifies that the Company and its shipboard management operate in accordance with the approved SMS.

Table 14
AUDITS UNDERTAKEN RELATIVE TO INTERNATIONAL SAFETY MANAGEMENT (ISM) /
NATIONAL SAFETY MANAGEMENT (NSM)

YEAR	ISM (143)		NSM (159)	
	COMPANY AUDIT	SHIP AUDIT	COMPANY AUDIT	SHIP AUDIT
2016	132	323	126	162
2017	205	455	28	81
2018	158	360	15	16
2019	224	436	8	5
2020	124	336	20	4

MC 143 – Rules and Regulations to implement the International Safety Management(ISM) Code in Domestic Shipping

This MC was issued to ensure safety and environmental protection in domestic shipping operations which shall cover the following vessels :

- Passenger High Speed Crafts
- Passenger-carrying ships required to be classed and those currently classed
- Oil Tankers, Chemical Tankers and Gas Carriers 500 gross tons and above
- Bulk Carriers 500 gross tons and above and required to be classed.

MC 159 – Adoption of a National Safety Management Code and providing rules and regulations for its implementation in the Domestic shipping

This Circular shall apply to the following steel/wooden hulled ships, whenever operating in Philippine waters:

- All passenger-carrying ships not required to be classed;
- Tankers not required to be classed;
- Bulk Carriers not required to be classed;
- Other cargo Ships not required to be classed;
- Tug boats, whenever pulling/pushing non-propelled tanker barges carrying oil products.

Exempted are the following :

- Vessels covered by Memorandum Circular No. 143
- fishing boats;
- non-propelled barges;
- sailing ships;
- pleasure crafts not engaged in commercial trading;
- government owned ships not engaged in commercial trade; and

Table 15
MARITIME ACCIDENTS INVESTIGATED BY MARINA
BY AREA OF RESPONSIBILITY

AREA OF JURISDICTION	2016	2017	2018	2019	2020
Central Office	2	0	8	2	4
MRO I & II	1	4	4	5	2
MRO IV	17	10	19	27	20
MRO V	1	1	11	11	5
MRO VI	1	1	23	18	10
MRO VII	1	4	21	25	12
MRO VIII	3	7	20	13	5
MRO IX	1	1	9	7	4
MRO X	1	4	15	6	6
MRO XI	4	1	2	3	4
MRO XII	0	6	4	3	2
MRO XIII	11	9	16	10	17
INTERNATIONAL WATERS					1
TOTAL	43	48	152	130	92

Source: MARINA Enforcement Service

Table 16
MARITIME ACCIDENTS INVESTIGATED BY MARINA
BY INCIDENT CLASSIFICATION

YEAR	TOTAL NUMBER OF ACCIDENTS / INCIDENTS	VERY SERIOUS ACCIDENTS	SERIOUS ACCIDENTS	OTHERS
2020	92	14	70	8
2019	130	22	81	27
2018	152	31	89	32
2017	48	8	34	6
2016	43	5	33	5
TOTAL	483	81	323	79

Source: MARINA Enforcement Service

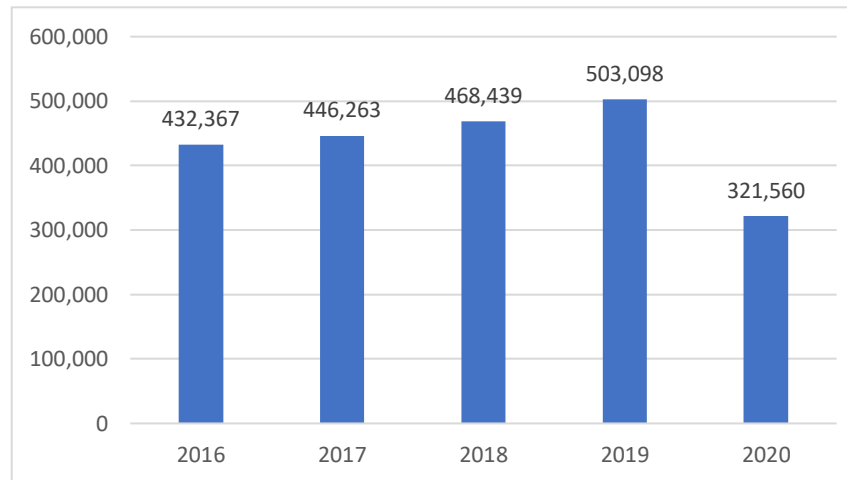
Table 17
CARGO AND PASSENGER STATISTICS

YEAR	CARGO THROUGHPUT (in metric tons)						GRAND TOTAL	PASSENGER TRAFFIC			TOTAL
	DOMESTIC			FOREIGN				DISEMBARKED	EMBARKED	Cruise Ships Passengers	
	INWARD	OUTWARD	TOTAL	IMPORT	EXPORT	TOTAL					
2016	53,957,437	41,368,117	95,325,554	84,716,268	66,952,343	151,668,611	246,994,165	35,569,702	33,273,975	N/A	68,843,677
2017	58,184,762	44,348,750	102,533,512	89,029,196	62,506,609	151,535,805	254,069,317	37,090,295	34,910,926	50,725	72,051,946
2018	59,574,429	45,815,751	105,390,180	100,793,335	54,769,957	155,563,292	260,953,472	39,297,414	37,049,698	451,063	76,798,175
2019	57,862,053	46,566,300	104,428,354	100,298,176	61,690,679	161,988,855	266,417,209	42,308,684	41,198,946	213,765	83,721,395
2020	46,669,051	32,605,291	79,274,342	90,298,194	60,234,637	150,532,831	229,807,173	12,590,875	12,279,763	31,340	24,901,978

Source: Philippine Ports Authority (PPA)

Table 18
NUMBER OF SHIPCALLS

YEAR	DOMESTIC	FOREIGN	TOTAL
2016	420,115	12,252	432,367
2017	434,380	11,883	446,263
2018	457,048	11,391	468,439
2019	491,836	11,262	503,098
2020	310,151	11,409	321,560



Source: Philippine Ports Authority (PPA)

	Page No.
Table 1 ACCREDITED OVERSEAS SHIPPING COMPANIES	24
Table 2 PHILIPPINE-REGISTERED OVERSEAS FLEET, BY MODE OF ACQUISITION	25
Table 3 NUMBER OF OVERSEAS OPERATING FLEET BY TYPE OF SERVICE	26
Table 4 TONNAGES OF OVERSEAS OPERATING FLEET BY TYPE OF SERVICE	27
Table 5 AVERAGE AGE OF OVERSEAS OPERATING FLEET BY TYPE OF SERVICE	28
Table 6 NUMBER OF CERTIFICATE OF OWNERSHIP (CO) / CERTIFICATE OF PHILIPPINE REGISTRY (CPR) ISSUED	29
Table 7 NUMBER OF VESSELS GRANTED SPECIAL PERMIT TO TEMPORARILY CHANGE VESSEL UTILIZATION FROM DOMESTIC TO OVERSEAS TRADE	30
Table 8 VESSELS DELETED, BY TYPE OF SERVICE	31
Table 9 TOP TEN (10) SHIPPING COMPANIES BY TONNAGES	32-33

Table 1
ACCREDITED OVERSEAS SHIPPING COMPANIES

YEAR	ACCREDITED COMPANIES UNDER MC 181		ACCREDITED COMPANIES UNDER MC 186	
	NUMBER	TOTAL PAID-UP CAPITALIZATION (PhP)	NUMBER	TOTAL PAID-UP CAPITALIZATION (PhP)
2016	64	1,521,517,824.00	466	3,270,650,406.38
2017	61	2,179,495,424.00	487	4,091,039,702.03
2018	62	2,445,899,900.00	501	4,673,476,703.41
2019	61	2,567,513,900.00	516	8,313,024,797.18
2020	50	1,414,493,900.00	503	8,745,228,586.64

For Memorandum Circular No. 181, the MARINA registers/accredits shipping companies which shall register ships in the Philippines and operate the same in international waters. The validity of accreditation is three (3) years and renewable for the same period length.

On the other hand, accreditation under MC 186 aims to promote the growth and development of maritime-related activities in order to contribute to the country's economic progress. The validity of accreditation is also three (3) years and renewable for same period length.

Source document is the MARINA Certificate of Accreditation.

Table 2
PHILIPPINE-REGISTERED OVERSEAS FLEET, BY MODE OF ACQUISITION

Year	Owned			Bareboat Chartered			TOTAL		
	Number	GRT	DWT	Number	GRT	DWT	Number	GRT	DWT
2016	1	4,028	6,503	118	2,675,983	4,492,351	119	2,680,011	4,498,854
2017	2	8,073	6,503	114	2,343,146	3,821,468	116	2,351,219	3,827,971
2018	2	33,922	0	101	2,046,646	3,337,826	103	2,080,568	3,337,826
2019	3	60,332	27,315	110	2,600,140	4,378,594	113	2,660,472	4,405,909
2020	3	60,332	27,315	97	2,225,508	3,721,443	100	2,285,840	3,748,758

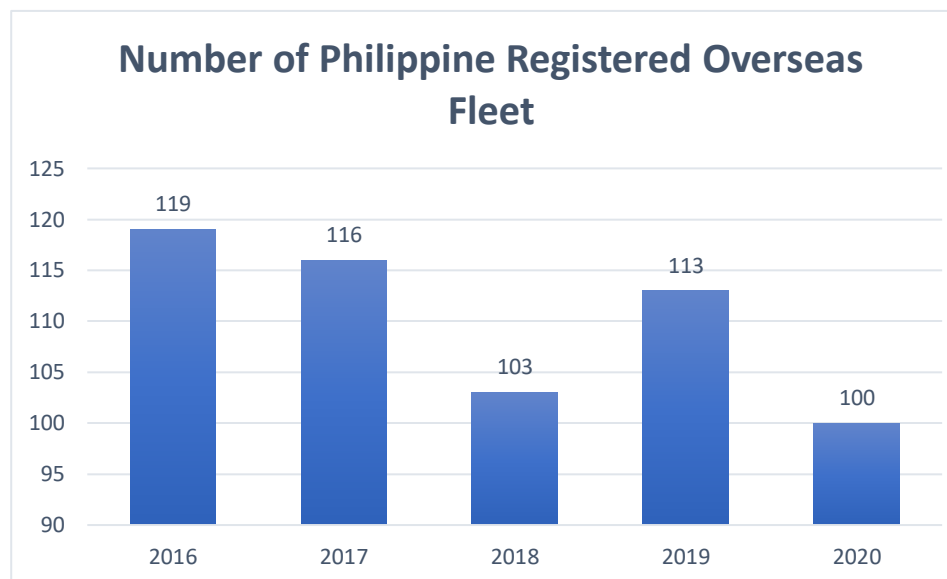


Table 3
NUMBER OF OVERSEAS OPERATING FLEET BY TYPE OF SERVICE

TYPE OF SERVICE	NUMBER				
	2016	2017	2018	2019	2020
General Cargo	27	29	24	23	24
Bulk Carrier	63	56	53	70	56
Tanker	17	20	20	19	19
Roll-On Roll-Off	-	-	-	-	-
Livestock Carrier	7	6	4	-	-
Container/GC	-	-	-	-	-
Dry Cargo	1	-	-	-	-
Wood Chip Carrier	-	-	-	-	-
Container Carrier	2	2	-	-	-
Car/vehicle Carrier	-	-	-	-	-
Multi-Purpose/Dry Cargo	2	2	1	-	-
Chip Carrier	-	-	-	-	-
Cable Layer	-	1	1	1	1
TOTAL	119	116	103	113	100

Source: MARINA/OS

Table 4
TONNAGES OF OVERSEAS OPERATING FLEET BY TYPE OF SERVICE

TYPE OF SERVICE	TONNAGES									
	G R T					DWT				
	2016	2017	2018	2019	2020	2016	2017	2018	2019	2020
General Cargo	277,254.00	286,428.00	247,496.00	233,699.00	259,719.00	386,618.30	397,200.30	343,954.30	327,757.30	363,657.80
Bulk Carrier	1,985,554.00	1,585,976.00	1,449,862.00	2,089,663.00	1,697,383.00	3,476,445.60	2,703,735.42	2,445,110.82	3,566,169.82	2,886,918.82
Tanker	294,281.00	353,089.00	340,172.00	327,553.00	319,181.00	497,683.00	591,683.00	517,183.00	505,139.00	491,339.00
Multi-Purpose Carrier	-	-	-	-	-	-	-	-	-	-
Roll-On Roll-Off	-	-	-	-	-	-	-	-	-	-
Livestock Carrier	36,451.00	33,726.00	27,212.00	-	-	25,343.00	22,248.00	16,547.00	-	-
Car Carrier	-	-	-	-	-	-	-	-	-	-
Container/GC	-	-	-	-	-	-	-	-	-	-
Passenger	-	-	-	-	-	-	-	-	-	-
Dry Cargo	4,028.00	-	-	-	-	6,503.00	-	-	-	-
Wood Chip Carrier	-	-	-	-	-	-	-	-	-	-
Container Carrier	69,899.00	69,899.00	-	-	-	89,367.00	89,367.00	-	-	-
Car/Vehicle Carrier	-	-	-	-	-	-	-	-	-	-
Multi-Purpose/Dry Cargo	12,544.00	12,544.00	6,269.00	-	-	16,894.63	16,894.63	8,188.63	-	-
Chip Carrier	-	-	-	-	-	-	-	-	-	-
Cable Layer	-	9,557.00	9,557.00	9,557.00	9,557.00	-	6,843.00	6,843.00	2,867.00	6,843.00
TOTAL	2,680,011.00	2,351,219.00	2,080,568.00	2,660,472.00	2,285,840.00	4,498,854.53	3,827,971.35	3,337,826.75	4,405,909.12	3,748,758.62

Source: MARINA/OS

Table 5
AVERAGE AGE OF OVERSEAS OPERATING FLEET BY TYPE OF SERVICE

TYPE OF SERVICE	AVERAGE AGE				
	2016	2017	2018	2019	2020
General Cargo	7	8	8	8	7
Bulk Carrier	4	4	5	4	3
Tanker	3	4	5	5	6
Multi-Purpose Carrier	-	-	-	-	-
Roll-On Roll-Off	-	-	-	-	-
Livestock Carrier	20	19	20	-	-
Container/GC	-	-	-	-	-
Dry Cargo	33		-	-	-
Wood Chip Carrier	-	-	-	-	-
Container Carrier	7	8	-	-	-
Car/vehicle Carrier	-	-	-	-	-
Multi-Purpose/Dry Cargo	19	20	19	-	-
Chip Carrier	-	-	-	-	-
Cable Layer	-	18	19	20	21
AVERAGE	6	7	6	5	5

Source: MARINA/OSS

Table 6
NUMBER OF CERTIFICATE OF OWNERSHIP (CO)/CERTIFICATE OF PHILIPPINE REGISTRY (CPR) ISSUED

YEAR	CERTIFICATE OF OWNERSHIP		CERTIFICATE OF PHILIPPINE REGISTRY	
	NEW	EXISTING	NEW	RENEWAL
2016	0	0	19	17
2017	1	0	14	0
2018	1	0	5	22
2019	2	0	25	25
2020	1	0	20	44

Source: MARINA/OSS

Memorandum Circular No. 182, as amended by MC 2015-01, provides the rules in the acquisition of ships under Presidential Decree (PD) 760, as amended, and the Implementing Rules under Chapter XV of the 1997 Philippine Merchant Marine Rules and Regulations (PMMRR) on Registration, Documentation and Licensing of Ships for International Voyage.

Source documents are the Certificate of Philippine Registry and the Certificate of Ownership.

Table 7
NUMBER OF ISSUED / RE-ISSUED SPECIAL PERMIT (SP)
TO TEMPORARILY CHANGE VESSEL UTILIZATION FROM DOMESTIC TO OVERSEAS TRADE

YEAR	CO	MROS (RO 9)	TOTAL
2016	29	1	30
2017	29	43	72
2018	34	8	42
2019	36	43	79
2020	28	62	90



Source: MARINA/OSS/MROs

Under Memorandum Circular No. 166, as amended by MC 2013-04, MARINA aims to issue Special Permit to Philippine-registered ships documented for domestic operation that they may be allowed to engage in overseas trading.

Source document is the Special Permit issued from Central and Regional Offices.

**Table 8
NUMBER AND TONNAGE OF VESSELS DELETED
BY TYPE OF SERVICE**

TYPE OF SERVICE	2016		2017		2018		2019		2020	
	Number	GRT	Number	GRT	Number	GRT	Number	GRT	Number	GRT
General Cargo	1	7,463	1	15,349	5	38,932	4	40,690	4	26,544
Bulk Carrier	13	579,795	13	561,368	7	225,139	4	78,929	24	731,615
Multi-Purpose Dry Cargo	-	-	-	-	1	6,275	1	6,269		
Livestock Carrier	1	3,183	1	2,725	1	1,762	4	27,212		
Wood Chip/Chip Carrier	-	-	-	-	-	-	-	-		
Vehicle Carrier	-	-	-	-	-	-	-	-		
Product Tanker	-	-	-	-	1	42,794	2	24,190	1	20,145
Chemical Tanker	2	23,122	2	54,365	-	-	-	-		
Container Carrier	-	-	-	-	2	69,899	-	-		
Roll On – Roll Off	-	-	-	-	-	-	-	-		
TOTAL	17	613,563	17	633,807	17	384,801	15	177,290	29	778,304

Source: MARINA/OSS

Source document is the Deletion Certificate.

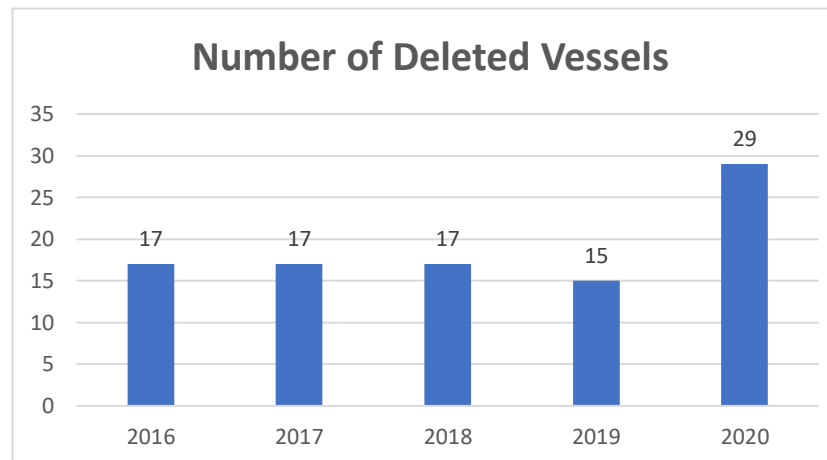


Table 9.1
TOP TEN (10) SHIPPING COMPANIES
As of December 2020

COMPANY NAME		TOTAL GRT
1.	SEA QUEEN SHIPPING, CORP.	422,952.00
2.	SEAFARER'S SHIPPING, INC.	405,353.00
3.	ST. VINCENT SHIPPING, INC.	386,762.00
4.	SAGANA SHIPPING, INC.	262,222.00
5.	VICTORIA SHIP MANAGEMENT, INC.	261,926.00
6.	VINTEX SHIPPING PHILS, CORP.	101,281.00
7.	FILSCAN SHIPPING, INC.	95,827.00
8.	AGLAIA SEA TRANSPORT, INC.	58,909.00
9.	AMETHYST SHIPPING, CORP.	48,326.00
10.	SEALYNX SHIP MANAGEMENT, INC.	32,886.00

Source: MARINA/OSS

Table 9.2
TOP TEN (10) SHIPPING COMPANIES
As of December 2019

COMPANY NAME		TOTAL GRT
1.	ST. VINCENT SHIPPING, INC.	474,698.00
2.	SEAFARER'S SHIPPING, INC.	448,517.00
3.	SEA QUEEN SHIPPING, CORP.	388,224.00
4.	SAGANA SHIPPING, INC.	317,379.00
5.	VICTORIA SHIP MANAGEMENT, INC.	259,548.00
6.	FILSCAN SHIPPING, INC.	170,890.00
7.	VINTEX SHIPPING PHILS, CORP.	101,281.00
8.	VIKING INTERNATIONAL CARRIERS, INC.	88,501.00
9.	AMETHYST SHIPPING, CORP.	80,725.00
10.	INDUSTRY MOVERS, CORP.	30,455.00

Source: MARINA/OSS

Table of Contents

Shipbuilding and Shiprepair Sector

	Page No.	
Table 1	ISSUED ACCREDITATION OF MARINE SURVEYING COMPANIES	35
Table 2	LICENSED SBSR ENTITIES BY REGION	36
Table 2a	LICENSED SBSR ENTITIES BY REGION AND CATEGORY	37
Table 3	WORKERS EMPLOYED BY CATEGORY OF LICENSED SBSR ENTITIES	38
Table 4	TOP EIGHT (8) LICENSED SBSR ENTITIES BY PAID-UP CAPITALIZATION	39
Table 5	NUMBER AND GRT OF LOCALLY CONSTRUCTED VESSELS	40
Table 6	NUMBER OF VESSELS ISSUED WAIVER [UNDER PD 1221	41

Table 1
ISSUED ACCREDITATION OF MARINE SURVEYING COMPANIES

YEAR	NUMBER
2020	7
2019	7
2018	12
2017	11
2016	8

Source: MARINA/SRO

MC 108

The guidelines under MC 108 shall govern the accreditation of marine surveying companies and entities. Accreditation shall serve as a prerequisite to the grant of permits, licenses, authorities and incentives pertaining to marine surveying.

Table 2
NUMBER OF LICENSED SBSR ENTITIES BY REGION

REGION	TOTAL		
	2020	2019	2018
NCR	107	107	101
Region I & II	14	20	1
Region IV A & B	12	4	12
Region V	8	7	4
Region VI	21	19	15
Region VII	126	153	172
Region VIII	10	9	8
Region IX	15	18	24
Region X	24	22	14
Region XI	27	23	21
Region XII	28	29	34
Region XIII	8	10	8
TOTAL	400	421	414

Source document is the Certificate of Accreditation

MC 2018-02/SR 2019-01

The circular aims to provide uniform and upgraded standards, requirements and guidelines for the registration of companies/entities to engage in ship building, ship repair, boatbuilding / repairing and afloat ship repair/service contracting activities in the country.

Table 2a
NUMBER OF LICENSED SBSR ENTITIES BY REGION AND CATEGORY

REGION	CATEGORY																	
	SBSR - A			SBSR - B			SBSR - C			AFLOAT SHIP REPAIR			BOAT BUILDING			SHIP BREAKER		
	2020	2019	2018	2020	2019	2018	2020	2019	2018	2020	2019	2018	2020	2019	2018	2020	2019	2018
NCR	3	3	3	7	7	7	36	35	35	32	34	34	23	22	17	6	6	5
Region I & II	0	0	0	2	0	0	0	0	1	1	0	0	11	20	0	0	0	0
Region IV A & B	1	1	1	0	0	0	3	3	0	2	0	2	6	0	7	0	0	0
Region V	0	0	0	0	0	0	1	1	1	1	1	0	6	5	3	0	0	0
Region VI	1	1	1	0	0	0	8	6	7	2	2	3	8	8	4	2	2	0
Region VII	1	1	1	4	4	4	13	14	15	83	83	74	22	49	75	3	2	3
Region VIII	0	0	0	1	1	1	0	0	0	0	0	0	9	8	7	0	0	0
Region IX	0	0	0	0	0	1	10	13	12	4	4	8	1	1	3	0	0	0
Region X	0	0	0	0	0	0	1	1	1	11	8	4	12	13	9	0	0	0
Region XI	0	0	0	0	0	0	1	1	1	0	0	0	26	22	20	0	0	0
Region XII	0	0	0	2	2	2	16	17	18	5	6	10	4	3	4	1	1	0
Region XIII	0	0	0	1	1	1	3	3	3	0	0	0	4	6	3	0	0	1
TOTAL	6	6	6	17	15	16	92	94	96	141	138	135	132	157	152	12	11	9

Source document is the Certificate of Registration

MC 2018-02/SR 2019-01

The circular aims to provide uniform and upgraded standards, requirements and guidelines for the registration of companies/entities to engage in ship building, ship repair, boatbuilding / repairing and afloat ship repair/service contracting activities in the country.

**Table 3
WORKERS EMPLOYED BY CATEGORY OF LICENSED SBSR ENTITIES**

CATEGORY OF EMPLOYMENT	CATEGORY OF OPERATIONS																				
	SBSR - A			SBSR - B			SBSR - C			AFLOAT SHIP REPAIR			BOAT BUILDER			SHIP BREAKER			TOTAL		
	2020	2019	2018	2020	2019	2018	2020	2019	2018	2020	2019	2018	2020	2019	2018	2020	2019	2018	2020	2019	2018
TECHNICAL																					
Permanent	357	510	170	143	217	75	442	849	353	124	640	824	76	118	79	40	41	36	1182	2375	1537
Contractual	4	100	32	7	24	9	74	367	83	6	70	1533	60	72	57	3	19	1	154	652	1715
SKILLED/SEMI-SKILLED																					
Permanent	1569	1125	258	540	1091	354	1316	3072	1659	268	1686	1233	195	371	422	351	83	251	4239	7428	4177
Contractual	25	2466	450	162	923	253	555	2765	976	2192	2397	2651	293	287	351	285	101	52	3512	8939	4733
ADMINISTRATIVE	209	106	37	138	72	33	302	309	231	284	192	325	83	90	61	69	50	4	1085	819	691
MANAGERIAL	133	79	25	47	32	12	176	144	129	234	125	174	71	100	73	37	15	3	698	495	416
TOTAL	2297	4386	972	1037	2359	736	2865	7506	3431	3108	5110	6740	778	1038	1043	785	309	347	10870	20708	13269

Source: MARINA

Table 4
TOP LICENSED SBSR ENTITIES
BY PAID-UP CAPITALIZATION 2020

SBSR ENTITIES		PAID-UP CAPITALIZATION (in PhP)
1	Rio Tuba Nickle Mining Corp.	2,600,904,955.00
2	Keppel Philippines Marine Inc.	2,600,826,822.00
3	Keppel Subic Shipyard, Inc.	1,023,022,107.00
4	Austal Philippines Pty Ltd.	577,707,920.00
5	Tsuneishi Heavy Industries (Cebu) Inc.	450,000,000.00
6	Gerona Shipping Services	318,378,463.00
7	San Andres Fishing Industries, Inc.	279,000,000.00
8	Josefa Slipways Inc.	238,856,633.00

Source: MARINA

Table 5
NUMBER AND GRT OF LOCALLY CONSTRUCTED VESSELS

TYPE OF SHIPS	2016		2017		2018		2019		2020	
	No.	GRT	No.	GRT	No.	GRT	No.	GRT	No.	GRT
PASSENGER	902	9,165.92	1,381	30,001.87	574	6,307.68	620	13,801.81	116	17,270.84
CARGO	192	819,842.48	177	495,248.19	171	461,931.71	128	599,260.32	93	376,157.27
TUGS/DREDGER	13	1,672.51	26	3,498.43	39	5,060.40	9	2,120.24	12	1,641.85
TANKER	15	19,125.51	15	11,018.97	15	24,261.21	5	3,560.08	0	0
FISHING VESSEL	1,012	10,581.50	529	16,156.29	572	11,185.82	382	5,246.56	311	5,404.03
SPECIAL PURPOSE	4	58.84	4	21.03	3	8412.54	2	8.04	101	383.48
MISC	32	225.94	28	1,364.13	56	1,324.17	103	3,026.77	22	151.51
TOTAL	2,170	860,672.70	2,161	557,308.91	1,430	518,483.53	1,249	627,023.82	655	401,008.98

Table 6
VESSELS ISSUED WAIVER UNDER PD 1221

YEAR	NUMBER
2020	16
2019	25
2018	33
2017	28
2016	12

Source: MARINA/S

PD 1221

All Philippine-owned and/or registered vessels shall undertake all repairs, improvement, alteration, reconditioning, conversion or drydocking with MARINA-registered ship repair yards, however, the Maritime Industry Authority may exempt any such vessel from this requirement in any of the following cases:

1. the vessel suffers damage abroad, and it is impracticable that such vessel be brought to the Philippines for the needed repairs;
2. the repairs of works sought to be undertaken on the vessels cannot be accommodated by MARINA-registered ship repair yards
3. the Philippines is not one of the vessels' port of call;
4. all other meritorious cases determined by MARINA.

Source document is the letter-app

Table of Content

Manpower Development Sector

		Page no.
Table 1	SEAFARERS IDENTIFICATION AND RECORD BOOK (SIRB) /SEAFARER'S RECORD BOOK (SRB) ISSUED	43
Table 2	EXAMINATION PERMIT / CERT OF MARINE PROFICIENCY / LICENSE ISSUED	44
Table 3	DOMESTIC – CERTIFICATE OF COMPETENCY (D-COC) ISSUED	45
Table 4	NUMBER OF CERTIFICATE OF PROFICIENCY (COP) / CERTIFICATE OF COMPETENCY (COC) / CERTIFICATE OF ENDORSEMENTS (COE) ISSUED	46
Table 5	MARINE OFFICERS THEORETICAL EXAMINATION	47 - 48
Table 6	APPROVAL OF MARITIME TRAINING COURSES	49
Table 7	NUMBER. OF ACCREDITED INSTRUCTORS, SUPERVISORS AND ASSESSORS	50
Table 8	NUMBER OF MARITIME TRAINING CENTER WITH VALID ACCREDITATION, BY REGION	51
Table 9	REMITTANCES OF OVERSEAS FILIPINO WORKERS	52

Table 1
SEAFARERS IDENTIFICATION AND RECORD BOOK (SIRB) /SEAFARER’S RECORD BOOK (SRB) ISSUED

YEAR	NUMBER	% CHANGE
2020	80,439	(56)
2019	183,208	(7)
2018	196,278	(9)
2017	214,806	13
2016	189,938	

MC No. 2019-01 – The Seafarer’s Record Book(SRB), formerly known as SIRB, refers to documents issued by the Administration to all Filipino seafarers and cadets/cadettes that serves as record of sea service of the holder onboard ships 35 GT and above for commercial vessels and 50GT and above for fishing vessels

MC No. 2009-10 - To maintain a complete and continuing record of Filipino seafarer’s services on board ships; and to adopt the provisions of ILO Convention No. 108, MARINA issues Seafarer’s Identification Record Book (SIRB).

Table 2
EXAMINATION PERMIT / CERT. OF MARINE PROFICIENCY / LICENSE ISSUED

YEAR	NUMBER OF EXAMINATION PERMIT ISSUED FOR BC, MAP, MIP, MDM & MTM	% CHANGE	NUMBER OF CMP/ LICENCES ISSUED FOR BC, MAP, MIP, MDM and Motorman			
			CMP (issuance/ replacement)	% CHANGE	License ID Card	% CHANGE
2020	1,617	(76)	2,506	(56)	3,262	(45)
2019	6,824	16	5,753	1	5,957	48
2018	5,888	26	5,673	9	4,013	23
2017	4,689	(30)	5,202	(71)	3,270	(39)
2016	6,717		17,663		5,383	

MC No. 2012-13

To ensure that only qualified and licensed seafarer's shall man domestic ships of below 500 GT or with engine propulsion power of below 750 Kw for safe navigation and operation, MARINA issues the above-mentioned permits, certificates and licenses.

Table 3
DOMESTIC CERTIFICATE OF COMPETENCY (D-COC) ISSUED

YEAR	NUMBER	% CHANGE
2020	6,858	(47)
2019	13,026	4
2018	12,533	24
2017	10,082	10
2016	9,147	

DCOC

Pursuant to MC No. 2012-04, MARINA issues DCOC to ensure that all seafarers onboard domestic ships are properly certificated, qualified, competent and medically fit to perform their duties and responsibilities.

Said certificate maybe issued to all seafarers performing watchkeeping duties onboard all types of ships, except those onboard the following:

- 1.1. Warships, naval auxiliaries or other ships owned or operated by a State and engaged only on government non-commercial service
- 1.2. Fishing vessels
- 1.3. Pleasure yachts not engaged in commercial trade
- 1.4. Wooden ships of primitive built

Source document is the DCOC Certificate

Table 4
NUMBER OF CERTIFICATE OF PROFICIENCY (COP) / CERTIFICATE OF COMPETENCY (COC) /
CERTIFICATE OF ENDORSEMENTS (COE) ISSUED
2016 - 2020

YEAR	COC / COE	COP	TOTAL
2020	145,869	470,150	616,019
2019	137,656	569,135	706,791
2018	53,309	297,658	350,967
2017	73,404	399,601	473,005
2016	227,629	905,036	1,132,665
TOTAL	594,521	2,625,142	3,219,663

Source: MARINA STCWO

Table 5
MARINE OFFICERS THEORETICAL EXAMINATION
2016 - 2020

1. MARINE OFFICERS THEORETICAL EXAMINATION (UNDER MCAS)

PARTICULARS		DECK MGMT	DECK Operational	ENGINE MGMT	ENGINE Operational	GMDSS	TOTAL
2020	No. of Examinees	259	657	248	509	403	2,076
	No. of Passers	231	565	135	334	399	1,664
	% of Passing	89.19%	86%	54.44%	65.62%	99%	80.15%

Source: MARINA STCWO

2. MARINE OFFICERS THEORETICAL EXAMINATION

PARTICULARS		MASTER	CHIEF MATE	OIC-NW	CHIEF ENGINEER	2ND ENGINEER	OIC-EW
2019	No. of Examinees	1,332	718	7,400	1,128	516	6,218
	No. of Passers	1,288	643	6,282	1,077	511	5,221
	% of Passing	96.70%	89.55%	84.89%	95.48%	99.03%	83.97%
2018	No. of Examinees	2,142	1,002	9,897	1,867	627	6,881
	No. of Passers	1,780	942	8,479	1493	549	5,923
	% of Passing	83.10%	94.01%	85.67%	79.97%	87.56%	86.08%
2017	No. of Examinees	3,260	1,161	7,990	2,326	706	5,399
	No. of Passers	3,004	1,020	7,405	1,918	595	4,409
	% of Passing	92.15%	87.86%	92.68%	82.46%	84.28%	81.66%
2016	No. of Examinees	4,230	1,241	8,989	2,602	804	5,560
	No. of Passers	3,968	1,172	8,202	2,364	762	5,097
	% of Passing	93.81%	94.44%	91.24%	90.85%	94.78%	91.67%

**Table 6
APPROVAL OF MARITIME TRAINING COURSES**

YEAR	Total No. of applications received for course approval	Total No. of Courses Approved	Total No. of Courses approved under Provisional Authority	Total No. of Courses under Notice of Deficiencies (NOD) Status	Total No. of Courses Denied
2020	184	56	7	171	3
2019	248	115	60	122	7
2018	398	202	141	463	51
2017	639	358	109	426	17

Source: MARINA STCWO

Table 7
NO. OF ACCREDITED INSTRUCTORS, SUPERVISORS AND ASSESSORS

**Approved Number of COA - Instructors, Assessors and Supervisors
with FULL Accreditation**

	2016	2017	2018	2019	2020
Instructors	12,663	8,113	7,292	6,067	1,844
Assessors	2,036	826	1,340	1,132	425
Supervisors	2,033	573	494	307	169
TOTAL	16,732	9,512	9,126	7,506	2,438

Source: MARINA STCWO

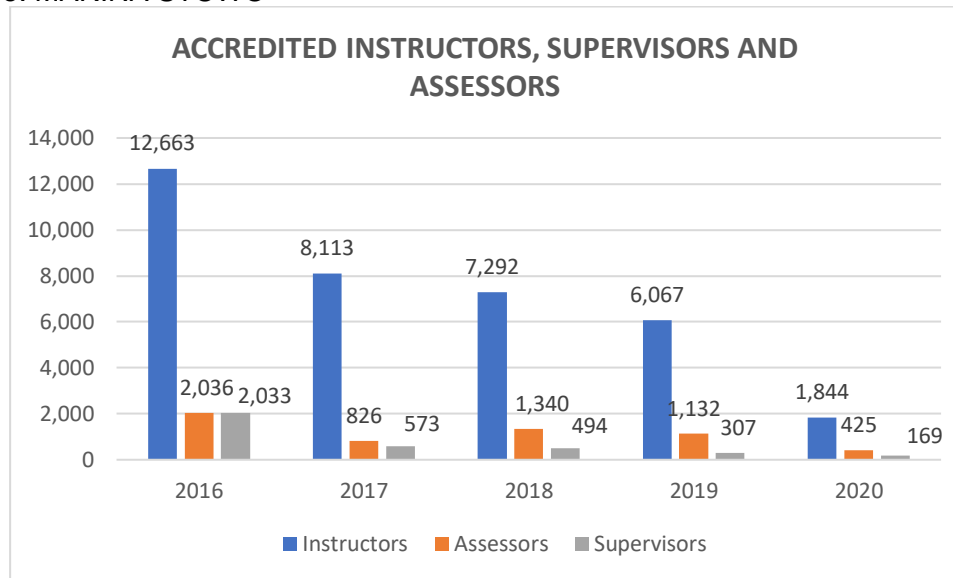


Table 8
MARITIME TRAINING CENTER WITH VALID ACCREDITATION BY REGION
2016-2020

REGION	NUMBER (2016)	NUMBER (2017)	NUMBER (2018)	NUMBER (2019)	NUMBER (2020)
NCR	79	71	61	51	44
REGION I	2	2	2	2	2
REGION III	2	2	2	3	4
REGION IV	10	8	9	8	8
REGION V	1	1	0	2	2
REGION VI	11	13	13	12	9
REGION VII	13	14	14	15	15
REGION VIII	2	2	2	2	2
REGION IX	1	1	1	1	1
REGION X	3	2	3	3	3
REGION XI	8	7	5	5	4
REGION XII	2	2	1	1	1
REGION XIII	1	1	0	0	0
TOTAL	135	126	113	105	95

Source: MARINA STCWO

Table 9
REMITTANCES OF OVERSEAS FILIPINO WORKERS

YEAR	AMOUNT (in thousand US DOLLAR)			
	SEABASED	LANDBASED	TOTAL	% SHARE OF SEABASED FROM TOTAL
2020	6,353,522	23,903,256	29,903,256	21
2019	6,539,246	23,594,054	30,133,300	22
2018	6,139,512	22,803,600	28,943,112	21
2017	5,870,827	22,188,962	28,059,789	21
2016	5,572,148	21,327,692	26,899,840	21

Source: Bangko Sentral ng Pilipinas (BSP)

End of report.