



MARITIME INDUSTRY AUTHORITY SITUATION REPORT -602

Passenger and Cargo Shipping Operations on 11/15/2021
in areas under MGCQ and GCQ

Data generated on 11/15/2021, 3:00:00 PM

HIGHLIGHTS

- Ninety-Seven percent (97%) of passenger and cargo shipping operations were completed in accordance with the ships' CPC.
- Three percent (3%) of the shipping operations were affected due to the measures implemented in view Code Red Sublevel 2 for the COVID-19.
- Operations of passenger ships were more affected compared to cargo ships. 99% of the cargo shipping operations were completed under normal conditions compared to passenger ships at 91%.
- **With cargo shipping still operational, transport of goods amid MGCQ, and GCQ is assured.**

PASSENGER AND CARGO SHIPPING IN NUMBERS

11/15/2021

143 Shipping Operations Recorded

45 Passenger Ships Operated

98 Cargo Ships Operated

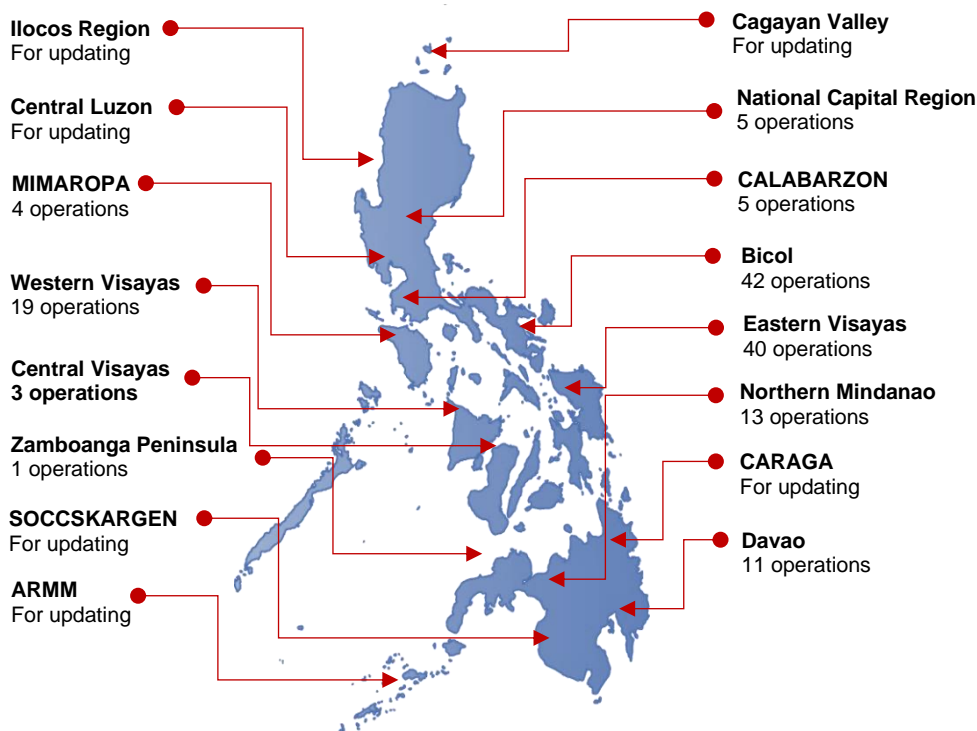
138 Ships Operated Normally

3 Operations Cancelled

2 Operations Delayed

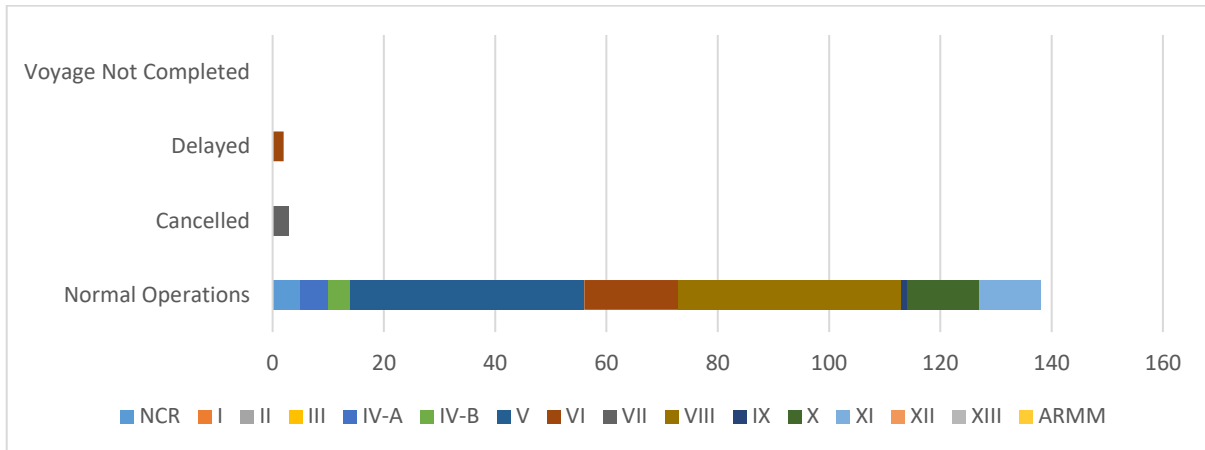
0 Operation Uncompleted

PASSENGER AND CARGO SHIPPING OPERATIONS IN THE PHILIPPINES IN AREAS UNDER MGCQ and GCQ



Total of 143 Passenger and Cargo Shipping Operations

I. STATUS OF SHIPPING OPERATIONS NATIONWIDE



On 11/15/2021, there were 143 passenger and cargo shipping operations conducted wherein 138 or 97% were completed in accordance with their Certificate of Public Convenience (CPC).

Out of the 138 operations completed under normal conditions, the reported movements were mostly in the Eastern Visayas Region at 30% and Bicol Region at 29%.

Meanwhile, 2% of the passenger and cargo shipping operations were cancelled, all due to the community quarantine measures imposed by the different local government units governing the ships' ports of destination. Mostly affected were operations in the Central Visayas Region.

One (1) passenger ship or 2% encountered delays due to the additional measures adopted in view of COVID-19 such as temperature screening and inspections.

Lastly, no shipping operations were not completed at the time of reporting.

II. STATUS OF SHIPPING OPERATIONS BY CLASSIFICATION

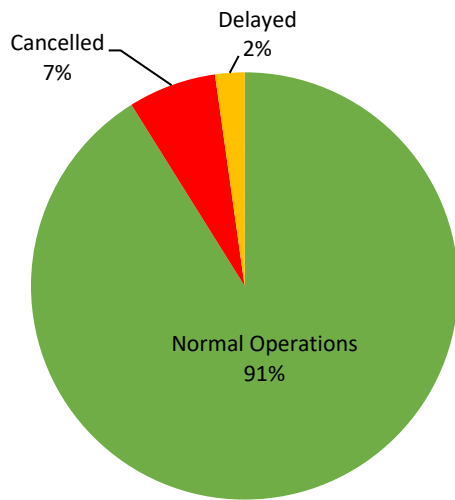
Region	Normal Operations		Cancelled		Delayed		Not Completed	
	Passenger	Cargo	Passenger	Cargo	Passenger	Cargo	Passenger	Cargo
NCR	2	3	-	-	-	-	-	-
I	-	-	-	-	-	-	-	-
II	-	-	-	-	-	-	-	-
III	-	-	-	-	-	-	-	-
IV-A	5	-	-	-	-	-	-	-
IV-B	4	-	-	-	-	-	-	-
V	5	37	-	-	-	-	-	-
VI	6	11	-	-	1	1	-	-
VII	-	-	3	-	-	-	-	-
VIII	15	25	-	-	-	-	-	-
IX	-	1	-	-	-	-	-	-
X	2	11	-	-	-	-	-	-
XI	2	9	-	-	-	-	-	-
XII	-	-	-	-	-	-	-	-
XIII	-	-	-	-	-	-	-	-
ARMM	-	-	-	-	-	-	-	-
Total	41	97	3	-	1	1	-	-

Amid the measures in place due to MGCQ, and GCQ, 97 out of 98 (99%) cargo ships still operated normally – are 6 bulk carrier, 7 container ships, 2 general cargo ships, 13 LCT ships, 69 Roro cargo ships.

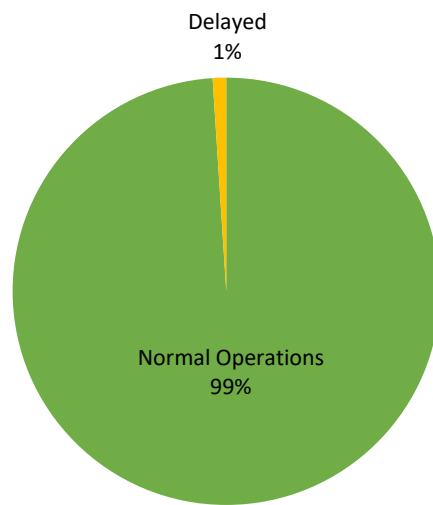
Forty-one (41) passenger ships completed their voyage – 23 conventional passenger ships, 12 RoPax ships and 6 fast craft ferry completed their operations but mostly only carried cargoes during their voyage.

Meanwhile out of the 45 passenger ships, 9% were affected by the measures adopted in view of COVID-19. These measures caused either the cancellation, delay, or uncompleted operations of 4 passenger ships.

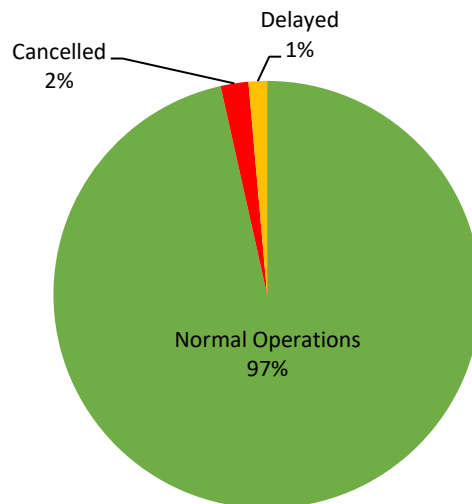
PASSENGER Ship Operations



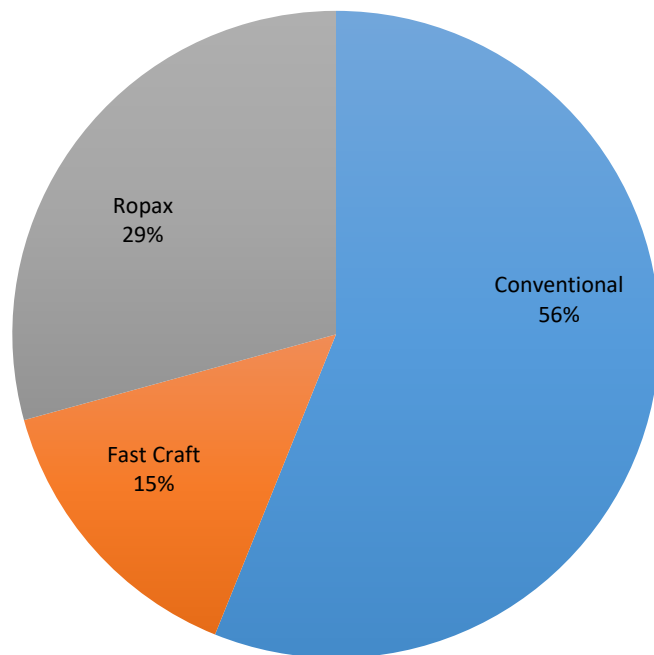
CARGO Ship Operations



PASSENGER and CARGO Ship Operations



Passenger Ship Types under Normal Operations



Cargo Ship Types under Normal Operations

