



# MARITIME INDUSTRY AUTHORITY SITUATION REPORT -604

Passenger and Cargo Shipping Operations on 11/17/2021  
in areas under MGCQ and GCQ

Data generated on 11/17/2021, 3:00:00 PM

## HIGHLIGHTS

- Ninety-Five percent (95%) of passenger and cargo shipping operations were completed in accordance with the ships' CPC.
- Five percent ( 5%) of the shipping operations were affected due to the measures implemented in view Code Red Sublevel 2 for the COVID-19.
- Operations of passenger ships were more affected compared to cargo ships. 100% of the cargo shipping operations were completed under normal conditions compared to passenger ships at 83%.
- **With cargo shipping still operational, transport of goods amid MGCQ, and GCQ is assured.**

## PASSENGER AND CARGO SHIPPING IN NUMBERS

11/17/2021

**133** Shipping Operations Recorded

**40** Passenger Ships Operated

**93** Cargo Ships Operated

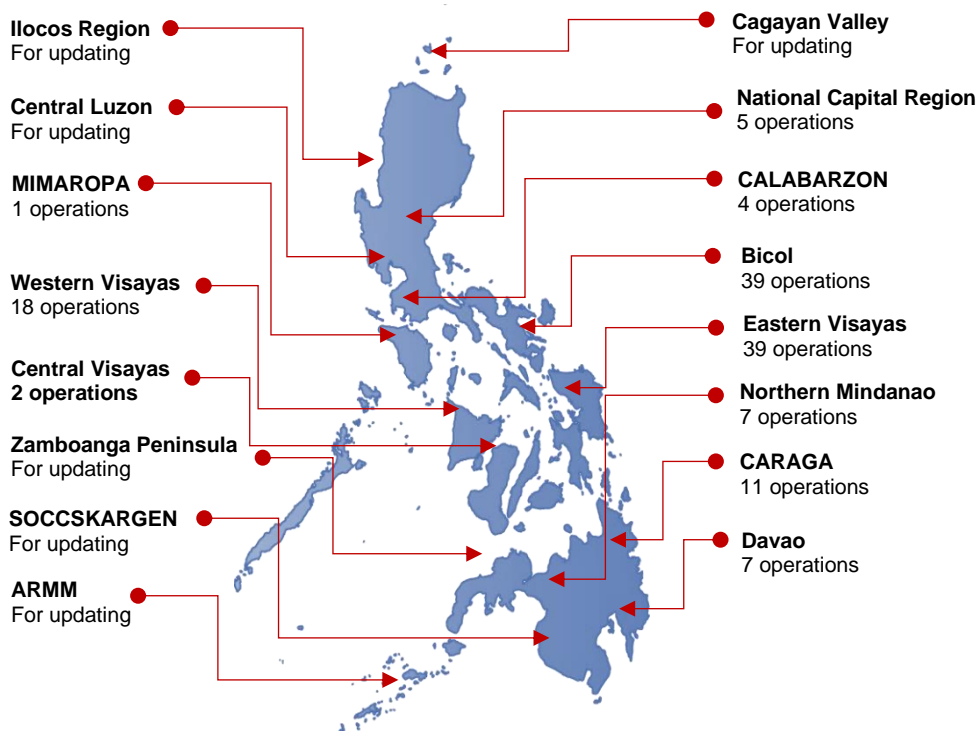
**126** Ships Operated Normally

**4** Operations Cancelled

**3** Operations Delayed

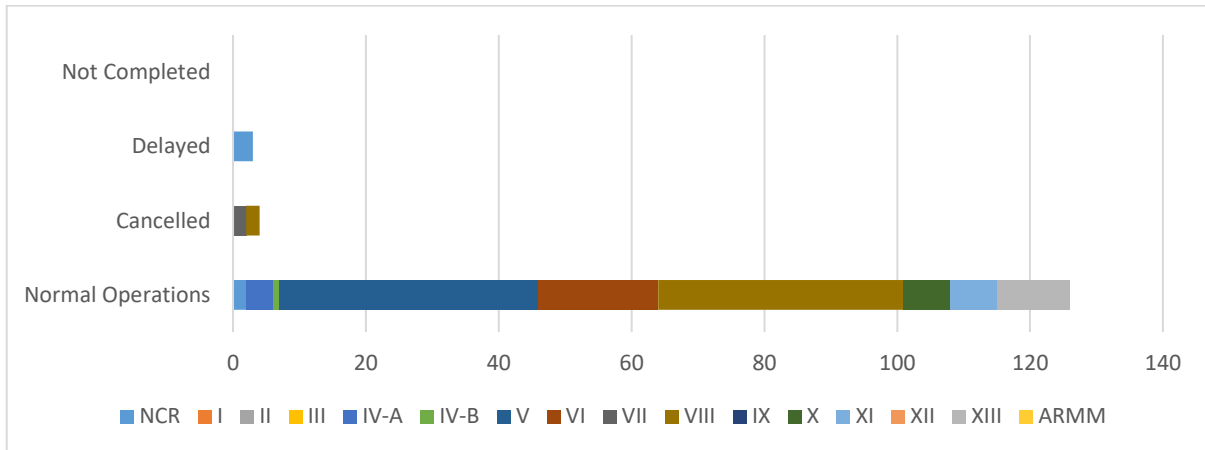
**0** Operation Uncompleted

## PASSENGER AND CARGO SHIPPING OPERATIONS IN THE PHILIPPINES IN AREAS UNDER MGCQ and GCQ



**Total of 133 Passenger and Cargo Shipping Operations**

## I. STATUS OF SHIPPING OPERATIONS NATIONWIDE



On 11/17/2021, there were 133 passenger and cargo shipping operations conducted wherein 126 or 95% were completed in accordance with their Certificate of Public Convenience (CPC).

Out of the 126 operations completed under normal conditions, the reported movements were mostly in the Eastern Visayas Region at 31% and Bicol Region at 29%.

Meanwhile, 3% of the passenger and cargo shipping operations were cancelled, all due to the community quarantine measures imposed by the different local government units governing the ships' ports of destination. Mostly affected were operations in the Central Visayas and Eastern Visayas Regions.

Three (3) passenger ships or 8% encountered delays due to the additional measures adopted in view of COVID-19 such as temperature screening and inspections.

Lastly, no shipping operations were not completed at the time of reporting.

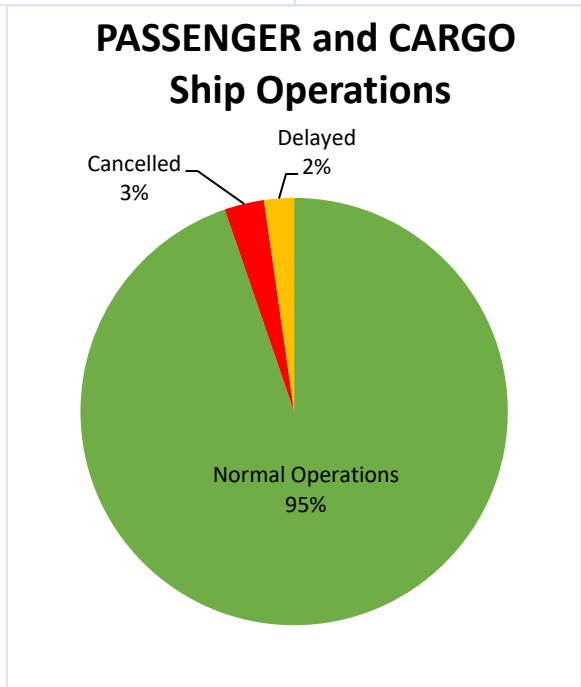
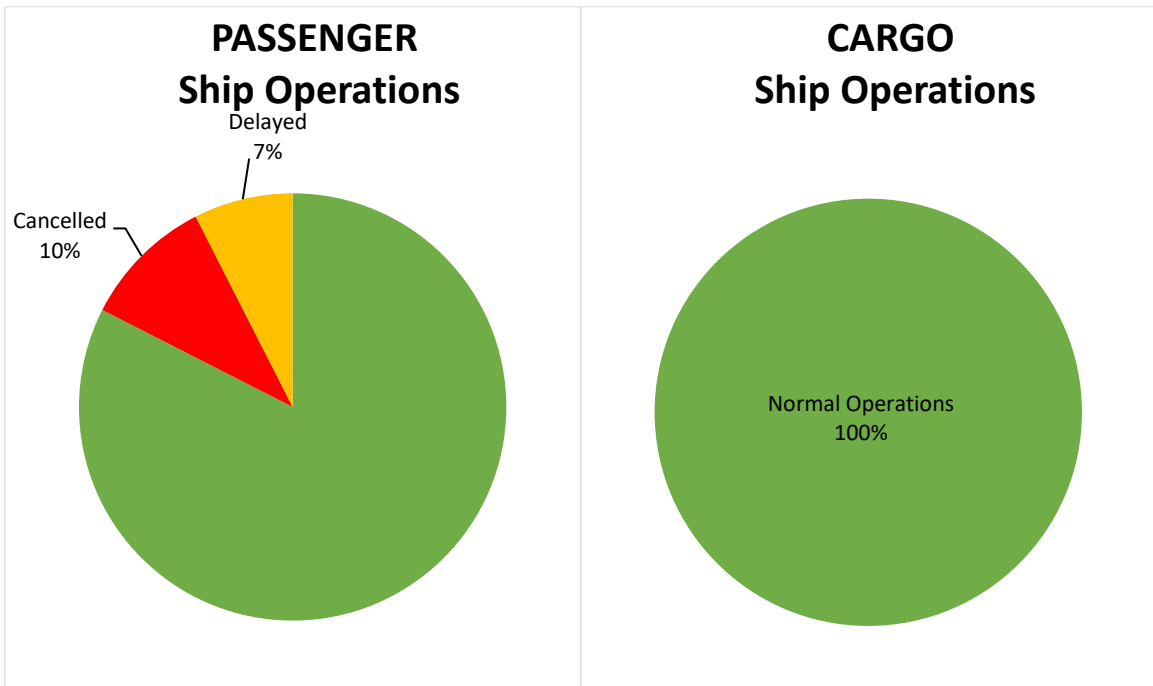
## II. STATUS OF SHIPPING OPERATIONS BY CLASSIFICATION

| Region       | Normal Operations |           | Cancelled |          | Delayed   |          | Not Completed |          |
|--------------|-------------------|-----------|-----------|----------|-----------|----------|---------------|----------|
|              | Passenger         | Cargo     | Passenger | Cargo    | Passenger | Cargo    | Passenger     | Cargo    |
| <b>NCR</b>   | 2                 | -         | -         | -        | 3         | -        | -             | -        |
| <b>I</b>     | -                 | -         | -         | -        | -         | -        | -             | -        |
| <b>II</b>    | -                 | -         | -         | -        | -         | -        | -             | -        |
| <b>III</b>   | -                 | -         | -         | -        | -         | -        | -             | -        |
| <b>IV-A</b>  | 4                 | -         | -         | -        | -         | -        | -             | -        |
| <b>IV-B</b>  | 1                 | -         | -         | -        | -         | -        | -             | -        |
| <b>V</b>     | 5                 | 34        | -         | -        | -         | -        | -             | -        |
| <b>VI</b>    | 7                 | 11        | -         | -        | -         | -        | -             | -        |
| <b>VII</b>   | -                 | -         | 2         | -        | -         | -        | -             | -        |
| <b>VIII</b>  | 14                | 23        | 2         | -        | -         | -        | -             | -        |
| <b>IX</b>    | -                 | -         | -         | -        | -         | -        | -             | -        |
| <b>X</b>     | -                 | 7         | -         | -        | -         | -        | -             | -        |
| <b>XI</b>    | -                 | 7         | -         | -        | -         | -        | -             | -        |
| <b>XII</b>   | -                 | -         | -         | -        | -         | -        | -             | -        |
| <b>XIII</b>  | -                 | 11        | -         | -        | -         | -        | -             | -        |
| <b>ARMM</b>  | -                 | -         | -         | -        | -         | -        | -             | -        |
| <b>Total</b> | <b>33</b>         | <b>93</b> | <b>4</b>  | <b>-</b> | <b>3</b>  | <b>-</b> | <b>-</b>      | <b>-</b> |

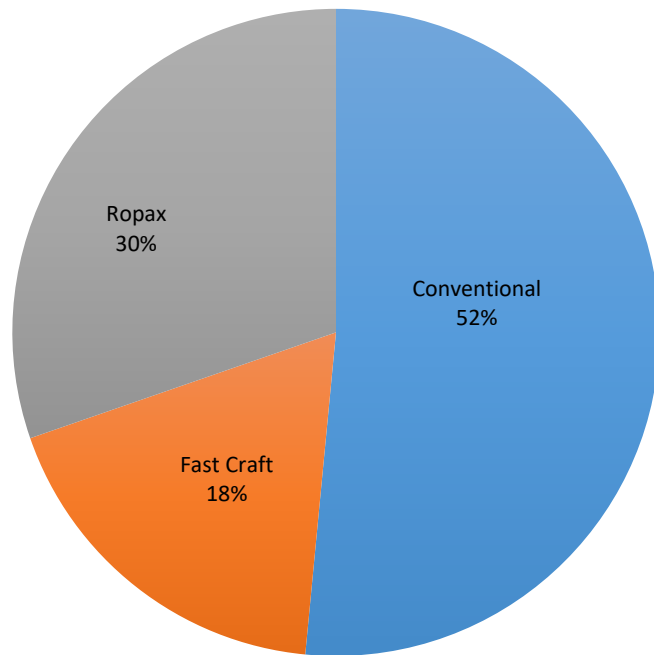
Amid the measures in place due to MGCQ, and GCQ, 93 out of 93 (100%) cargo ships still operated normally – are 6 bulk carrier, 10 LCT ships, 0 oil tankers, 77 Roro cargo ships.

Thirty-three (33) passenger ships completed their voyage – 17 conventional passenger ships, 10 RoPax ships and 6 fast craft ferry completed their operations but mostly only carried cargoes during their voyage.

Meanwhile out of the 40 passenger ships, 18% were affected by the measures adopted in view of COVID-19. These measures caused either the cancellation, delay, or uncompleted operations of 7 passenger ships.



## Passenger Ship Types under Normal Operations



## Cargo Ship Types under Normal Operations

