



MARITIME INDUSTRY AUTHORITY SITUATION REPORT -623

Passenger and Cargo Shipping Operations on 12/6/2021
in areas under MGCQ and GCQ

Data generated on 12/6/2021, 3:00:00 PM

HIGHLIGHTS

- One hundred percent (100%) of passenger and cargo shipping operations were completed in accordance with the ships' CPC.
- Operations of passenger ships were more affected compared to cargo ships. 100% of the cargo shipping operations were completed under normal conditions compared to passenger ships at 100%.
- **With cargo shipping still operational, transport of goods amid MGCQ, and GCQ is assured.**

PASSENGER AND CARGO SHIPPING IN NUMBERS

12/6/2021

137 Shipping Operations Recorded

41 Passenger Ships Operated

96 Cargo Ships Operated

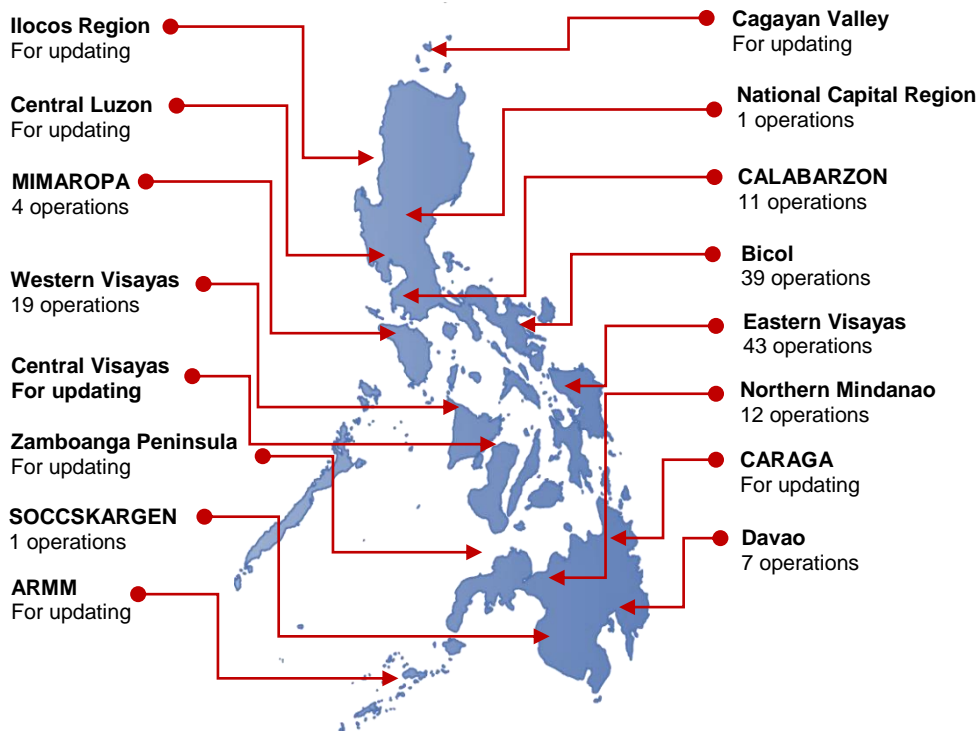
137 Ships Operated Normally

0 Operations Cancelled

0 Operations Delayed

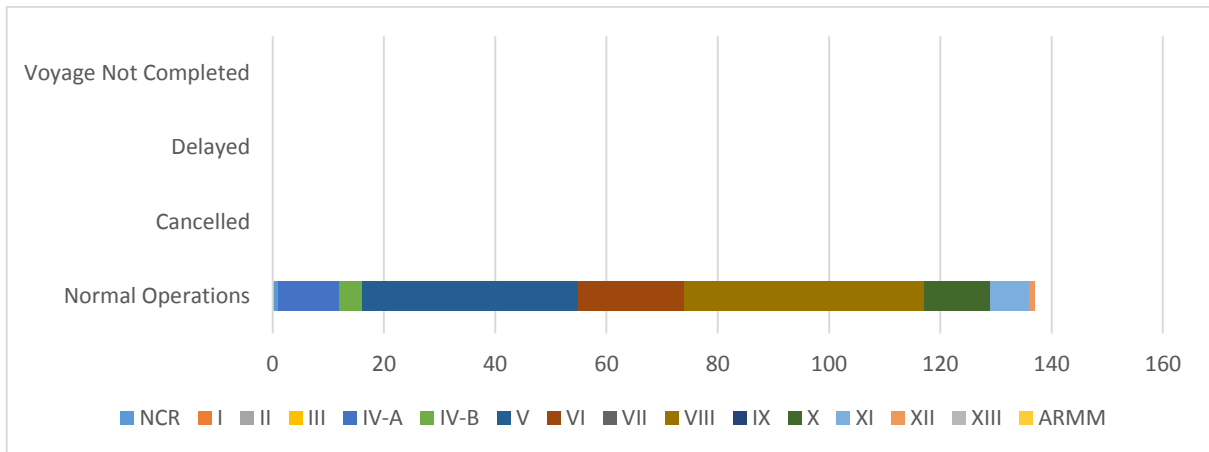
0 Operation Uncompleted

PASSENGER AND CARGO SHIPPING OPERATIONS IN THE PHILIPPINES IN AREAS UNDER MGCQ and GCQ



Total of 137 Passenger and Cargo Shipping Operations

I. STATUS OF SHIPPING OPERATIONS NATIONWIDE



On 12/6/2021, there were 137 passenger and cargo shipping operations conducted wherein 137 or 100% were completed in accordance with their Certificate of Public Convenience (CPC).

Out of the 137 operations completed under normal conditions, the reported movements were mostly in the Eastern Visayas Region at 31% and Bicol Region at 28%.

No passenger ships encountered delays.

Lastly, no shipping operations were not completed at the time of reporting.

II. STATUS OF SHIPPING OPERATIONS BY CLASSIFICATION

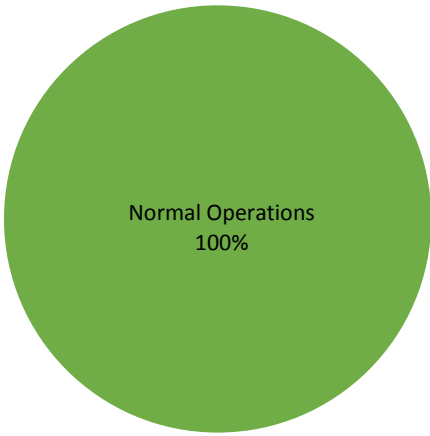
Region	Normal Operations		Cancelled		Delayed		Not Completed	
	Passenger	Cargo	Passenger	Cargo	Passenger	Cargo	Passenger	Cargo
NCR	1	-	-	-	-	-	-	-
I	-	-	-	-	-	-	-	-
II	-	-	-	-	-	-	-	-
III	-	-	-	-	-	-	-	-
IV-A	11	-	-	-	-	-	-	-
IV-B	4	-	-	-	-	-	-	-
V	4	35	-	-	-	-	-	-
VI	7	12	-	-	-	-	-	-
VII	-	-	-	-	-	-	-	-
VIII	14	29	-	-	-	-	-	-
IX	-	-	-	-	-	-	-	-
X	-	12	-	-	-	-	-	-
XI	-	7	-	-	-	-	-	-
XII	-	1	-	-	-	-	-	-
XIII	-	-	-	-	-	-	-	-
ARMM	-	-	-	-	-	-	-	-
Total	41	96	-	-	-	-	-	-

Amid the measures in place due to MGCQ, and GCQ, 96 out of 96 (100%) cargo ships still operated normally – are 6 bulk carrier, 1 container ships, 10 LCT ships, 79 Roro cargo ships.

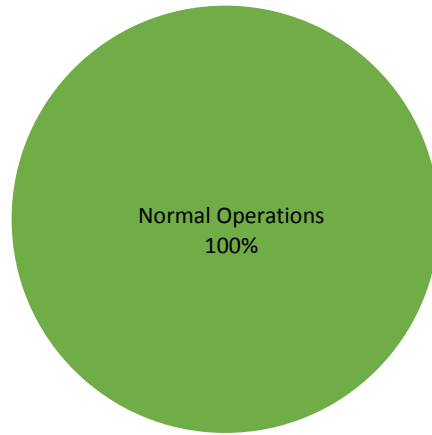
Forty-one (41) passenger ships completed their voyage – 25 conventional passenger ships, 10 RoPax ships and 6 fast craft ferry completed their operations but mostly only carried cargoes during their voyage.

Meanwhile out of the 41 passenger ships, % were affected by the measures adopted in view of COVID-19. These measures caused either the cancellation, delay, or uncompleted operations of 0 passenger ships.

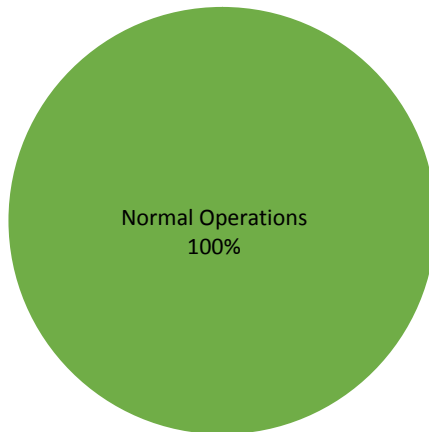
**PASSENGER
Ship Operations**



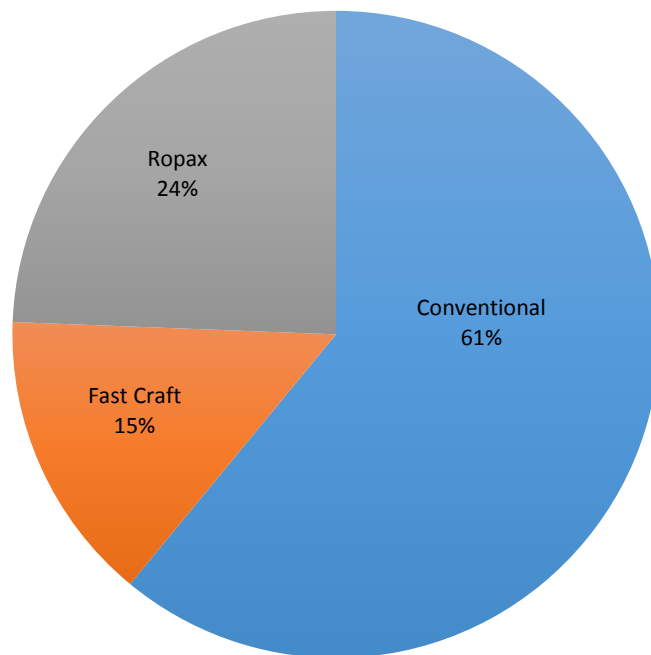
**CARGO
Ship Operations**



**PASSENGER and CARGO
Ship Operations**



Passenger Ship Types under Normal Operations



Cargo Ship Types under Normal Operations

