



MARITIME INDUSTRY AUTHORITY SITUATION REPORT -633

Passenger and Cargo Shipping Operations on 12/16/2021
in areas under MGCQ and GCQ

Data generated on 12/16/2021, 3:00:00 PM

HIGHLIGHTS

- Seventy-three percent (73%) of passenger and cargo shipping operations were completed in accordance with the ships' CPC.
- Twenty-seven percent (27%) of the shipping operations were affected due to the measures implemented in view Code Red Sublevel 2 for the COVID-19.
- Operations of passenger ships were more affected compared to cargo ships. 100% of the cargo shipping operations were completed under normal conditions compared to passenger ships at 33%.
- **With cargo shipping still operational, transport of goods amid MGCQ, and GCQ is assured.**

PASSENGER AND CARGO SHIPPING IN NUMBERS

12/16/2021

15 Shipping Operations Recorded

6 Passenger Ships Operated

9 Cargo Ships Operated

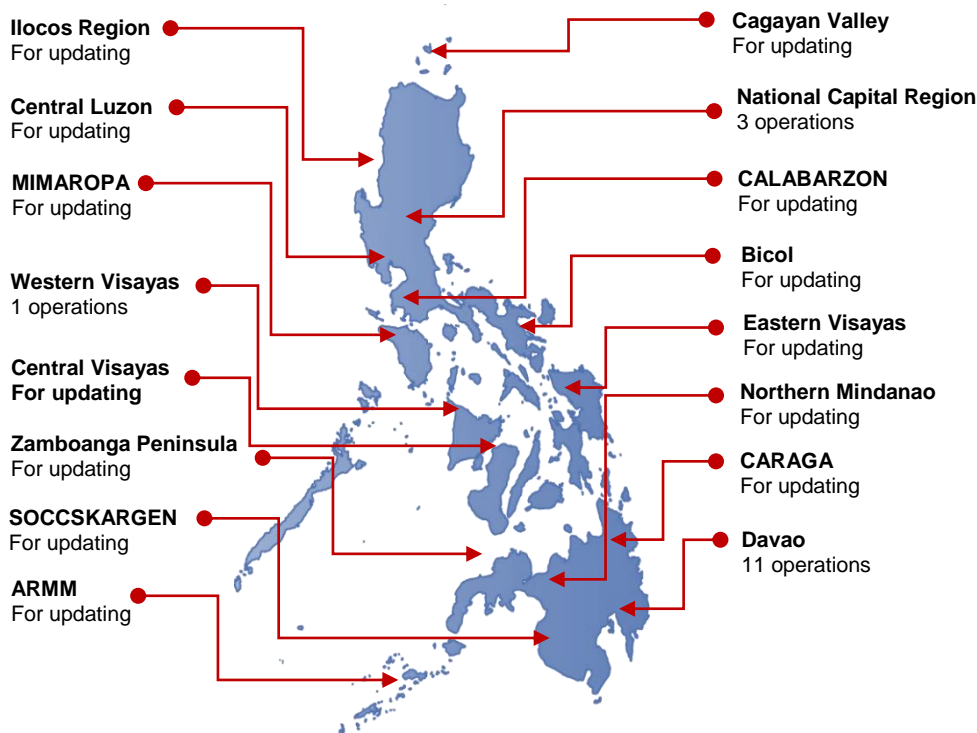
11 Ships Operated Normally

0 Operations Cancelled

4 Operations Delayed

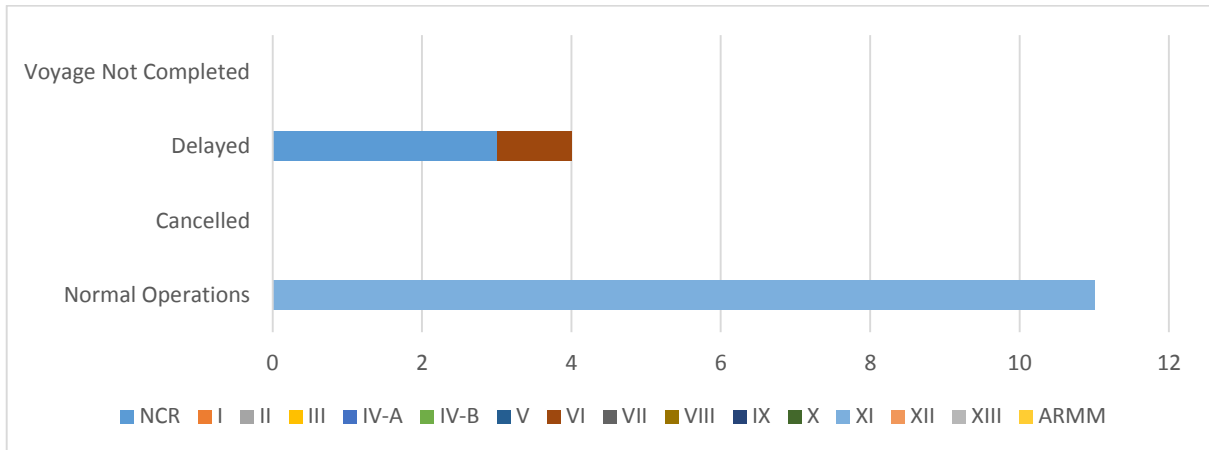
0 Operation Uncompleted

PASSENGER AND CARGO SHIPPING OPERATIONS IN THE PHILIPPINES IN AREAS UNDER MGCQ and GCQ



Total of 15 Passenger and Cargo Shipping Operations

I. STATUS OF SHIPPING OPERATIONS NATIONWIDE



On 12/16/2021, there were 15 passenger and cargo shipping operations conducted wherein 11 or 73% were completed in accordance with their Certificate of Public Convenience (CPC).

Out of the 11 operations completed under normal conditions, the reported movements were mostly in the Southern Mindanao Region at 100%.

Four (4) passenger ships or 67% encountered delays due to the additional measures adopted in view of COVID-19 such as temperature screening and inspections.

Lastly, no shipping operations were not completed at the time of reporting.

II. STATUS OF SHIPPING OPERATIONS BY CLASSIFICATION

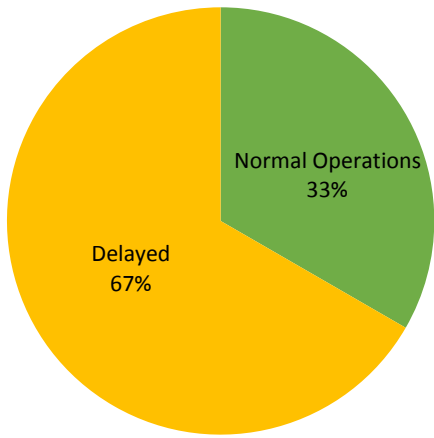
Region	Normal Operations		Cancelled		Delayed		Not Completed	
	Passenger	Cargo	Passenger	Cargo	Passenger	Cargo	Passenger	Cargo
NCR	-	-	-	-	3	-	-	-
I	-	-	-	-	-	-	-	-
II	-	-	-	-	-	-	-	-
III	-	-	-	-	-	-	-	-
IV-A	-	-	-	-	-	-	-	-
IV-B	-	-	-	-	-	-	-	-
V	-	-	-	-	-	-	-	-
VI	-	-	-	-	1	-	-	-
VII	-	-	-	-	-	-	-	-
VIII	-	-	-	-	-	-	-	-
IX	-	-	-	-	-	-	-	-
X	-	-	-	-	-	-	-	-
XI	2	9	-	-	-	-	-	-
XII	-	-	-	-	-	-	-	-
XIII	-	-	-	-	-	-	-	-
ARMM	-	-	-	-	-	-	-	-
Total	2	9	-	-	4	-	-	-

Amid the measures in place due to MGCQ, and GCQ, 9 out of 9 (100%) cargo ships still operated normally – are 2 LCT ships, 7 Roro cargo ships.

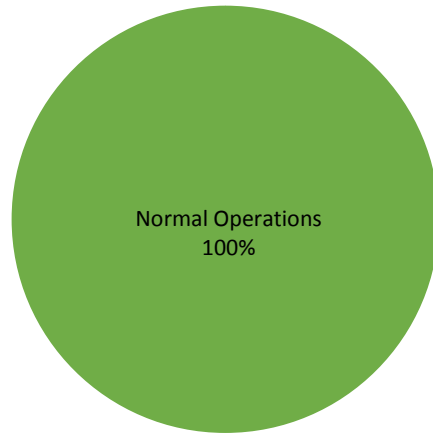
Two (2) passenger ships completed their voyage – 2 RoPax ships completed their operations but mostly only carried cargoes during their voyage.

Meanwhile out of the 6 passenger ships, 67% were affected by the measures adopted in view of COVID-19. These measures caused either the cancellation, delay, or uncompleted operations of 4 passenger ships.

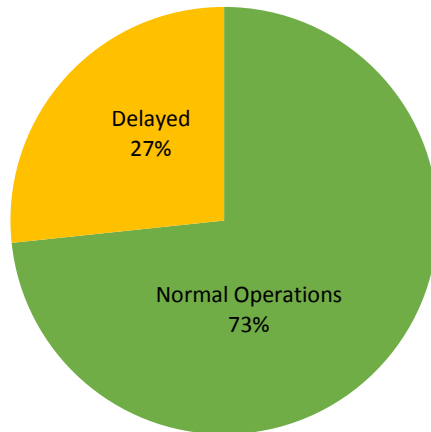
**PASSENGER
Ship Operations**




**CARGO
Ship Operations**



**PASSENGER and CARGO
Ship Operations**



Passenger Ship Types under Normal Operations



Cargo Ship Types under Normal Operations

