



**MARITIME INDUSTRY AUTHORITY  
WEEKLY SUMMARY SITUATION REPORT - Summary 94**

Passenger and Cargo Shipping Operations on DEC. 31, 2021 - JAN 06, 2022  
in areas under MGCQ and GCQ

*Data generated on DEC. 31, 2021 - JAN 06, 2022, 3:00 PM*

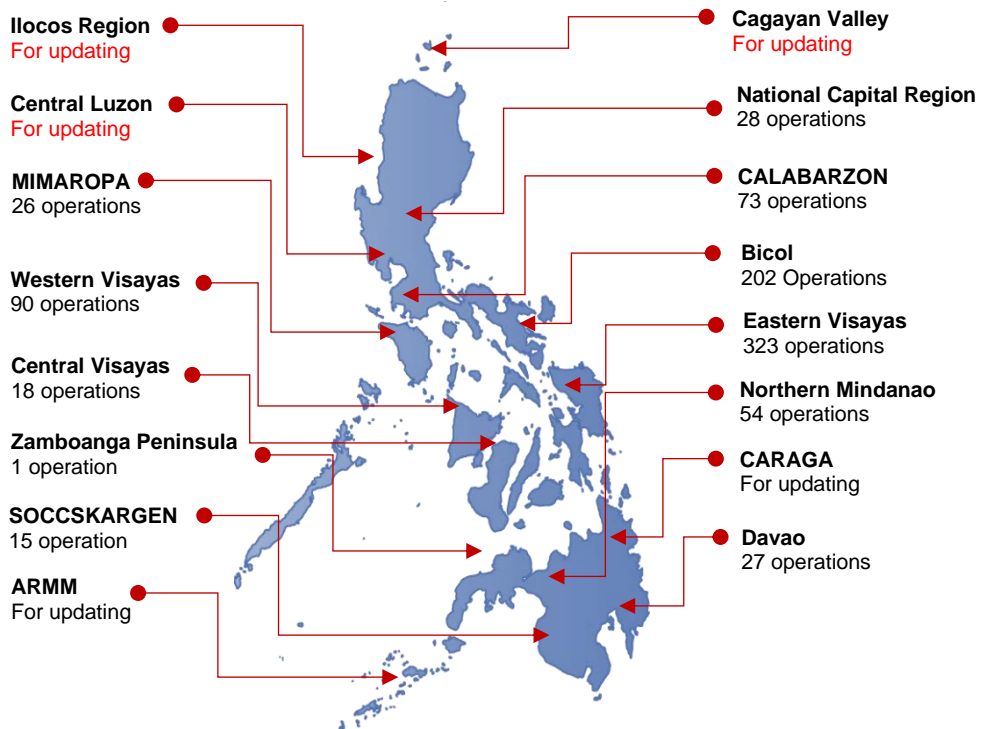
**HIGHLIGHTS**

- Ninety-eight percent (98%) of passenger and cargo shipping operations were completed in accordance with the ships' CPC.
- Two percent ( 2%) of the shipping operations were affected due to the measures implemented in view Code Red Sublevel 2 for the COVID-19.
- Operations of passenger ships were more affected compared to cargo ships. 99% of the cargo shipping operations were completed under normal conditions compared to passenger ships at 94%.
- Daily average passenger and cargo ship operations are 209 completed under normal conditions, 0 cancelled trips, 5 delayed and 0 not completed voyage.
- **With cargo shipping still operational, transport of goods amid MGCQ, and GCQ is assured.**

**PASSENGER AND CARGO  
SHIPPING IN NUMBERS  
DEC. 31, 2021 - JAN 06, 2022**

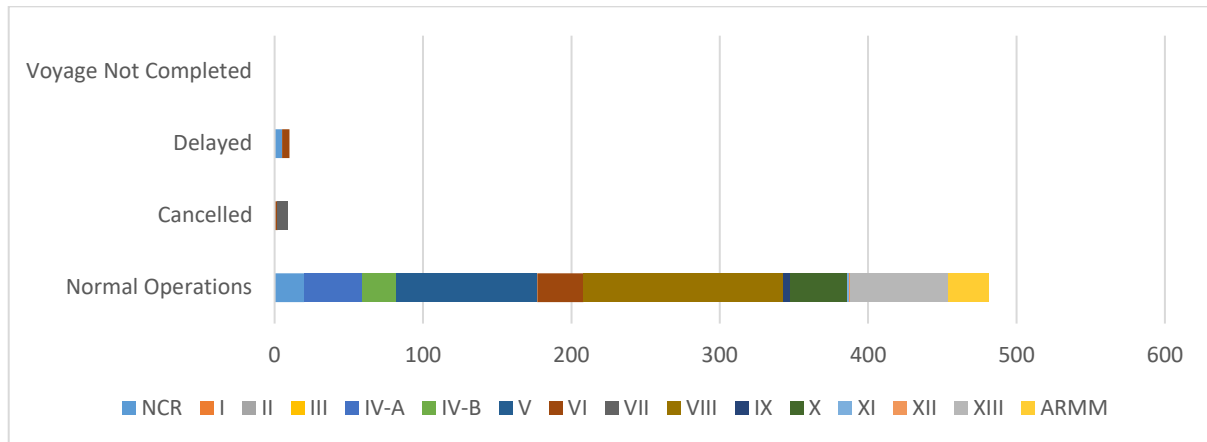
- 857** Shipping Operations Recorded
- 288** Passenger Ships Operated
- 569** Cargo Ships Operated
- 837** Ships Operated Normally
- 0** Operations Cancelled
- 20** Operations Delayed
- 0** Operation Uncompleted

**PASSENGER AND CARGO SHIPPING OPERATIONS IN THE PHILIPPINES  
IN AREAS UNDER MGCQ and GCQ**



**Total of 857 Passenger and Cargo Shipping Operations**

## I. STATUS OF SHIPPING OPERATIONS NATIONWIDE



On DEC. 31, 2021 - JAN 06, 2022, there were 857 passenger and cargo shipping operations conducted wherein 837 or 98% were completed in accordance with their Certificate of Public Convenience (CPC).

Out of the 837 operations completed under normal conditions, the reported movements were mostly in the Eastern Visayas Region at 39% and Bicol Region at 24%.

Meanwhile, % of the passenger and cargo shipping operations were cancelled, all due to the community quarantine measures imposed by the different local government units governing the ships' ports of destination. Mostly affected were operations in the Central Visayas and Eastern Visayas Regions.

Seven (17) passenger ships or 6% encountered delays due to the additional measures adopted in view of COVID-19 such as temperature screening and inspections.

Lastly, no shipping operations were not completed at the time of reporting, as the respective ships were still underway.

## II. STATUS OF SHIPPING OPERATIONS BY CLASSIFICATION

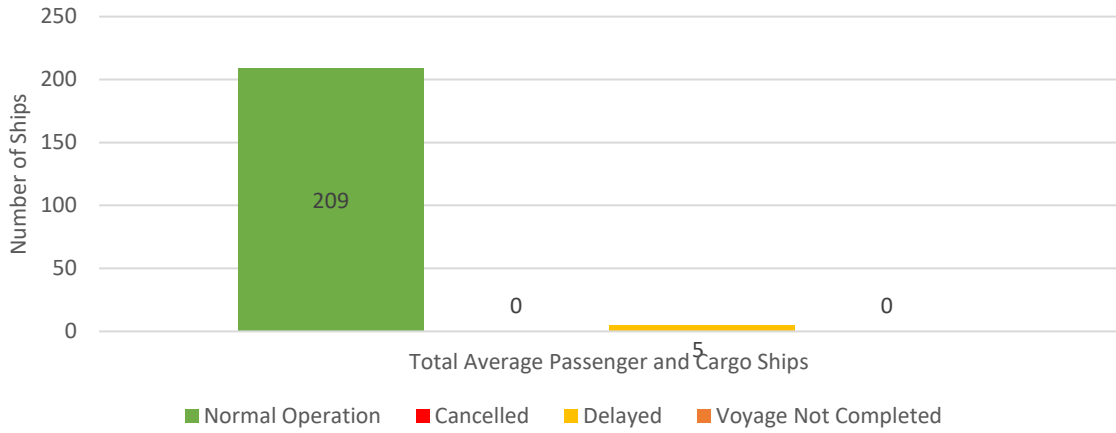
Region	Normal Operations		Cancelled		Delayed		Not Completed	
	Passenger	Cargo	Passenger	Cargo	Passenger	Cargo	Passenger	Cargo
<b>NCR</b>	<b>5</b>	<b>16</b>	-	-	<b>4</b>	<b>3</b>	-	-
<b>I</b>	-	-	-	-	-	-	-	-
<b>II</b>	-	-	-	-	-	-	-	-
<b>III</b>	-	-	-	-	-	-	-	-
<b>IV-A</b>	<b>71</b>	-	-	-	<b>2</b>	-	-	-
<b>IV-B</b>	<b>24</b>	-	-	-	<b>2</b>	-	-	-
<b>V</b>	<b>37</b>	<b>165</b>	-	-	-	-	-	-
<b>VI</b>	<b>25</b>	<b>59</b>	-	-	<b>6</b>	-	-	-
<b>VII</b>	<b>2</b>	<b>15</b>	-	-	<b>1</b>	-	-	-
<b>VIII</b>	<b>107</b>	<b>216</b>	-	-	-	-	-	-
<b>IX</b>	-	<b>1</b>	-	-	-	-	-	-
<b>X</b>	-	<b>52</b>	-	-	<b>2</b>	-	-	-
<b>XI</b>	-	<b>27</b>	-	-	-	-	-	-
<b>XII</b>	-	<b>15</b>	-	-	-	-	-	-
<b>XIII</b>	-	-	-	-	-	-	-	-
<b>ARMM</b>	-	-	-	-	-	-	-	-
<b>Total</b>	<b>271</b>	<b>566</b>	-	-	<b>17</b>	<b>3</b>	-	-

Amid the measures in place due to MGCQ, and GCQ, 566 out of 569 (99%) cargo ships still operated normally – are 36 bulk carrier, 30 container ships, 4 general cargo ships, 49 LCT ships, 446 Roro cargo ships.

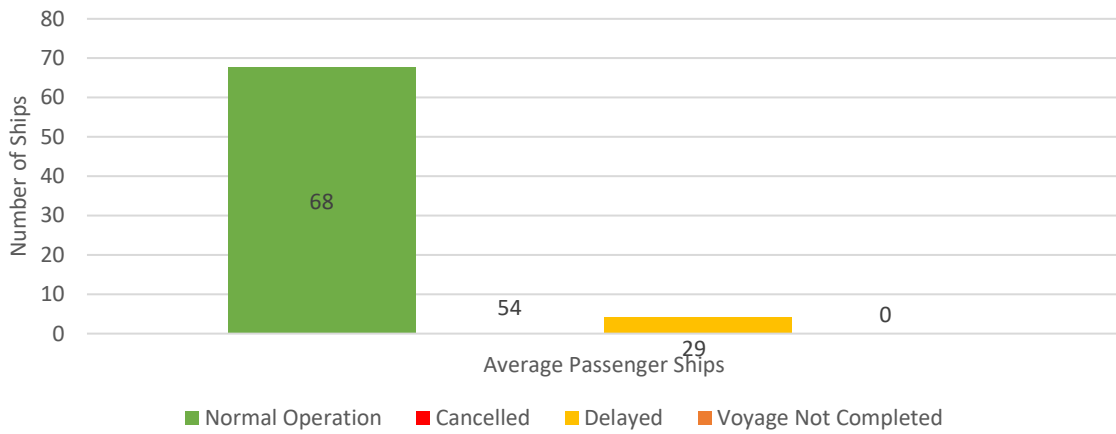
Two-hundred seventy one (271) passenger ships completed their voyage – 177 conventional passenger ships, 54 RoPax ships and 37 fast craft ferry completed their operations but mostly only carried cargoes during their voyage.

Meanwhile out of the 288 passenger ships, 6% were affected by the measures adopted in view of COVID-19. These measures caused either the cancellation, delay, or uncompleted operations of 17 passenger ships.

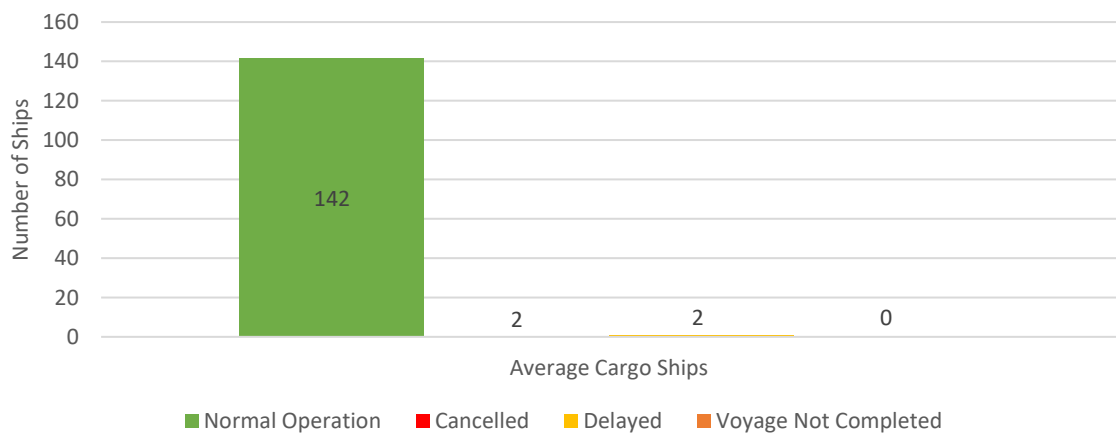
### Daily Average Passenger and Cargo Ship Operation



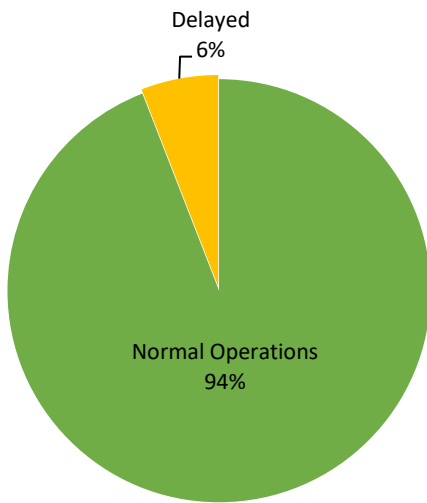
### Daily Average Passenger Ship Operation



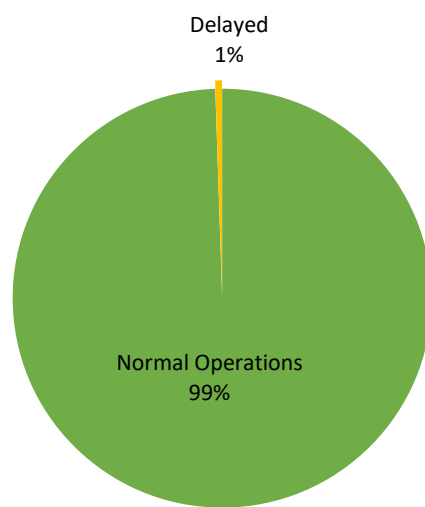
### Daily Average Cargo Ship Operation



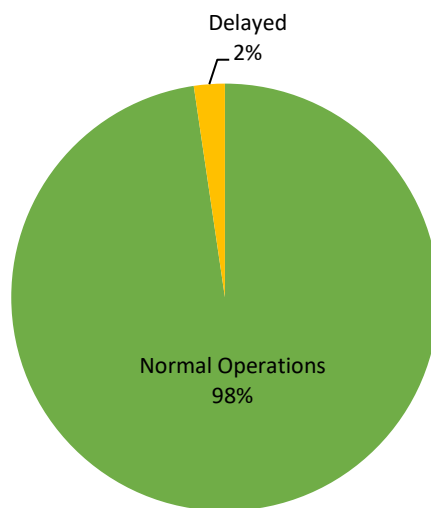
### PASSENGER Ship Operations



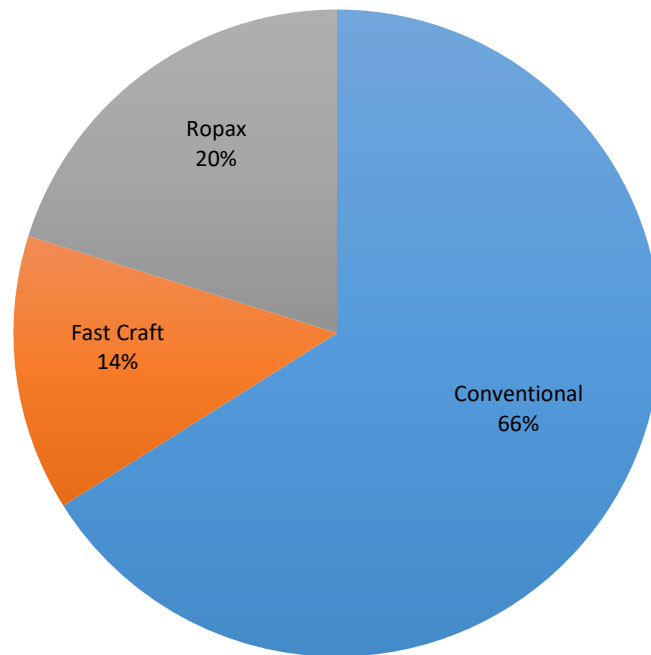
### CARGO Ship Operations



### PASSENGER and CARGO Ship Operations



## Passenger Ship Types under Normal Operations



## Cargo Ship Types under Normal Operations

