



MARITIME INDUSTRY AUTHORITY SITUATION REPORT -677

Passenger and Cargo Shipping Operations on 1/29/2022
in areas under MGCQ and GCQ

Data generated on 1/29/2022, 3:00:00 PM

HIGHLIGHTS

- Ninety-Seven percent (97%) of passenger and cargo shipping operations were completed in accordance with the ships' CPC.
- Three percent (3%) of the shipping operations were affected due to the measures implemented in view Code Red Sublevel 2 for the COVID-19.
- Operations of passenger ships were more affected compared to cargo ships. 99% of the cargo shipping operations were completed under normal conditions compared to passenger ships at 95%.
- **With cargo shipping still operational, transport of goods amid MGCQ, and GCQ is assured.**

PASSENGER AND CARGO SHIPPING IN NUMBERS

1/29/2022

106 Shipping Operations Recorded

38 Passenger Ships Operated

68 Cargo Ships Operated

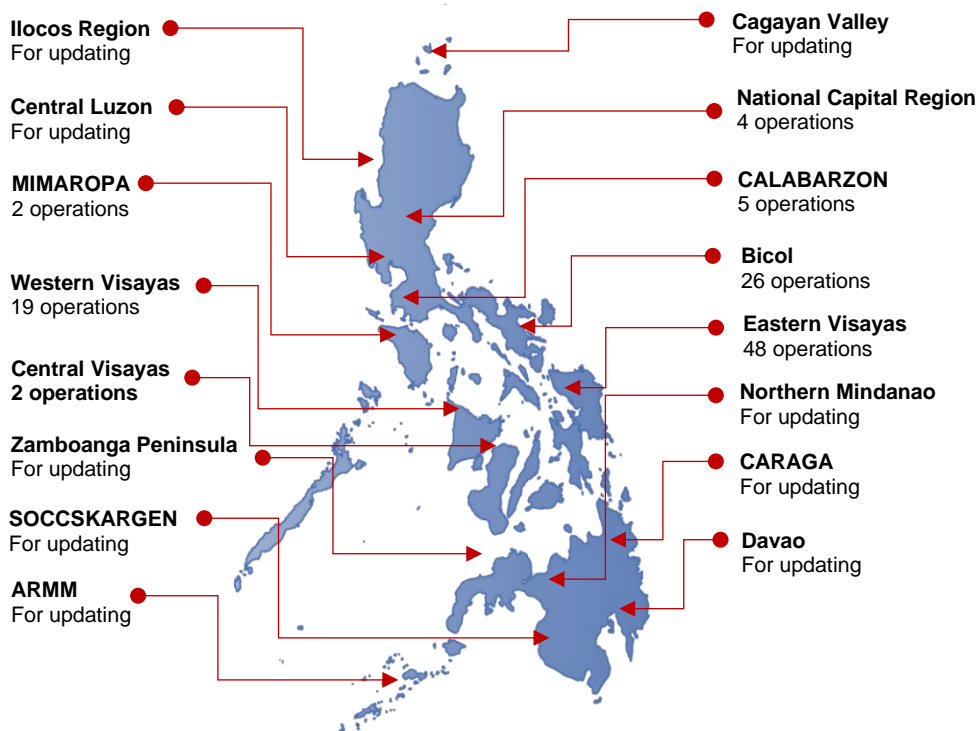
103 Ships Operated Normally

0 Operations Cancelled

3 Operations Delayed

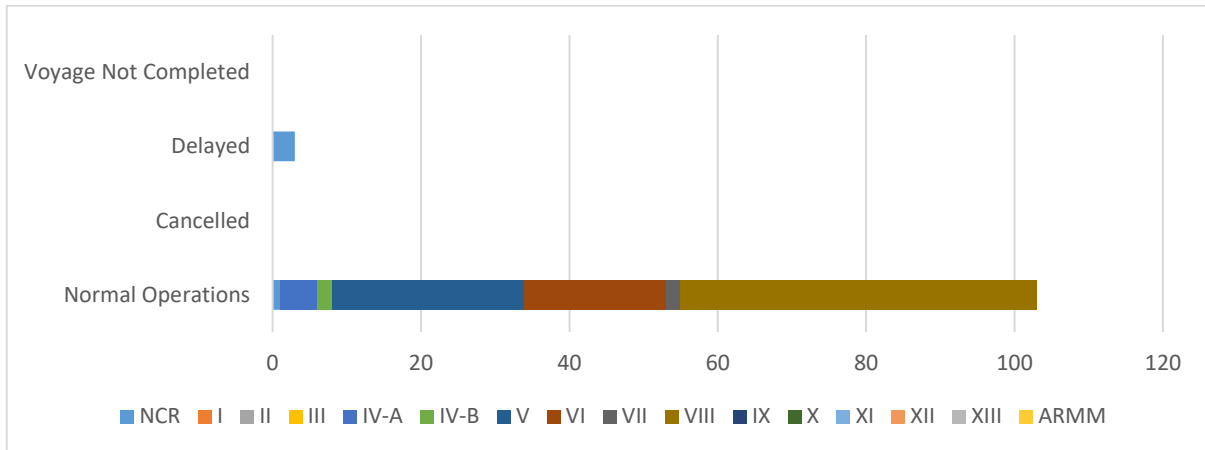
0 Operation Uncompleted

PASSENGER AND CARGO SHIPPING OPERATIONS IN THE PHILIPPINES IN AREAS UNDER MGCQ and GCQ



Total of 106 Passenger and Cargo Shipping Operations

I. STATUS OF SHIPPING OPERATIONS NATIONWIDE



On 1/29/2022, there were 106 passenger and cargo shipping operations conducted wherein 103 or 97% were completed in accordance with their Certificate of Public Convenience (CPC).

Out of the 103 operations completed under normal conditions, the reported movements were mostly in the Eastern Visayas Region at 47% and Bicol Region at 25%.

Two (2) passenger ships or 5% encountered delays due to the additional measures adopted in view of COVID-19 such as temperature screening and inspections.

No shipping operations were not completed at the time of reporting.

II. STATUS OF SHIPPING OPERATIONS BY CLASSIFICATION

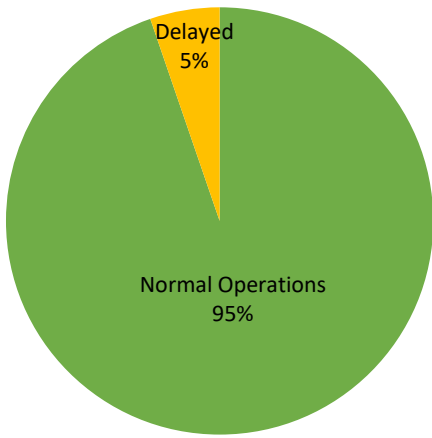
| Region | Normal Operations | | Cancelled | | Delayed | | Not Completed | |
|--------------|-------------------|-----------|-----------|-------|-----------|----------|---------------|-------|
| | Passenger | Cargo | Passenger | Cargo | Passenger | Cargo | Passenger | Cargo |
| NCR | 1 | - | - | - | 2 | 1 | - | - |
| I | - | - | - | - | - | - | - | - |
| II | - | - | - | - | - | - | - | - |
| III | - | - | - | - | - | - | - | - |
| IV-A | 5 | - | - | - | - | - | - | - |
| IV-B | 2 | - | - | - | - | - | - | - |
| V | 5 | 21 | - | - | - | - | - | - |
| VI | 6 | 13 | - | - | - | - | - | - |
| VII | - | 2 | - | - | - | - | - | - |
| VIII | 17 | 31 | - | - | - | - | - | - |
| IX | - | - | - | - | - | - | - | - |
| X | - | - | - | - | - | - | - | - |
| XI | - | - | - | - | - | - | - | - |
| XII | - | - | - | - | - | - | - | - |
| XIII | - | - | - | - | - | - | - | - |
| ARMM | - | - | - | - | - | - | - | - |
| Total | 36 | 67 | - | - | 2 | 1 | - | - |

Amid the measures in place due to MGCQ, and GCQ, 67 out of 68 (99%) cargo ships still operated normally – are 6 bulk carrier, 2 general cargo ships, 11 LCT ships, 48 Roro cargo ships.

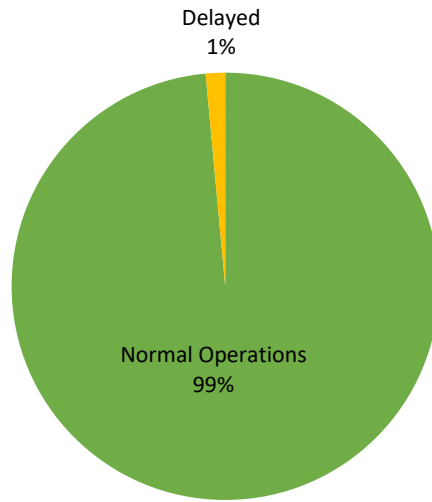
Thirty-six (36) passenger ships completed their voyage – 17 conventional passenger ships, 11 RoPax ships and 8 fast craft ferry completed their operations but mostly only carried cargoes during their voyage.

Meanwhile out of the 38 passenger ships, 5% were affected by the measures adopted in view of COVID-19. These measures caused either the cancellation, delay, or uncompleted operations of 2 passenger ships.

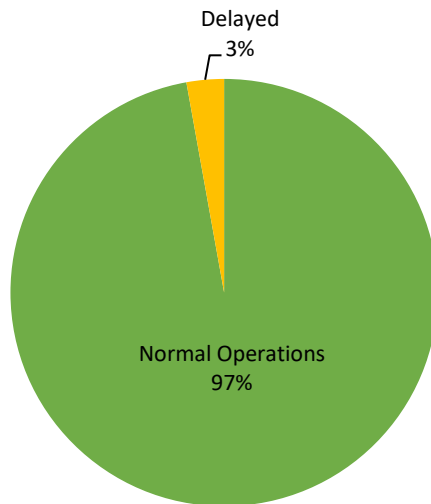
PASSENGER Ship Operations



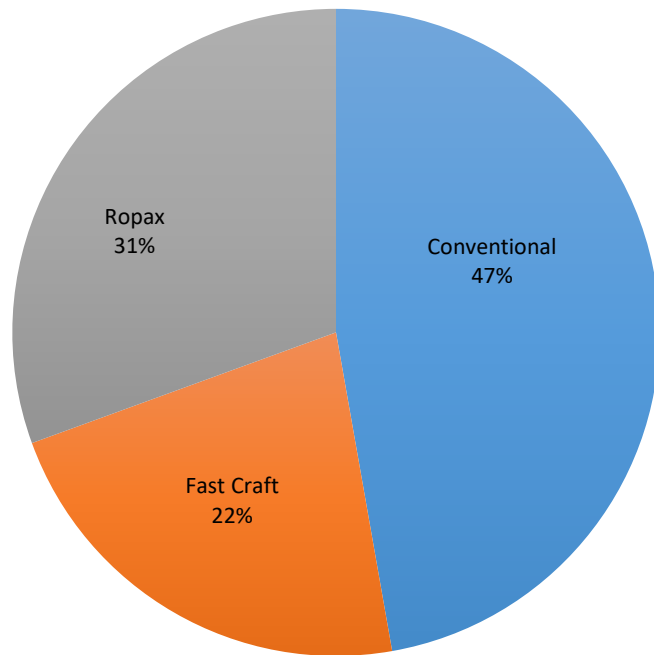
CARGO Ship Operations



PASSENGER and CARGO Ship Operations



Passenger Ship Types under Normal Operations



Cargo Ship Types under Normal Operations

