



# MARITIME INDUSTRY AUTHORITY SITUATION REPORT -693

Passenger and Cargo Shipping Operations on 2/14/2022  
in areas under MGCQ and GCQ

Data generated on 2/14/2022, 3:00:00 PM

## HIGHLIGHTS

- Ninety-six percent (96%) of passenger and cargo shipping operations were completed in accordance with the ships' CPC.
- Four percent ( 4%) of the shipping operations were affected due to the measures implemented in view Code Red Sublevel 2 for the COVID-19.
- Operations of passenger ships were more affected compared to cargo ships. 100% of the cargo shipping operations were completed under normal conditions compared to passenger ships at 89%.
- **With cargo shipping still operational, transport of goods amid MGCQ, and GCQ is assured.**

## PASSENGER AND CARGO SHIPPING IN NUMBERS

2/14/2022

**141** Shipping Operations Recorded

**54** Passenger Ships Operated

**87** Cargo Ships Operated

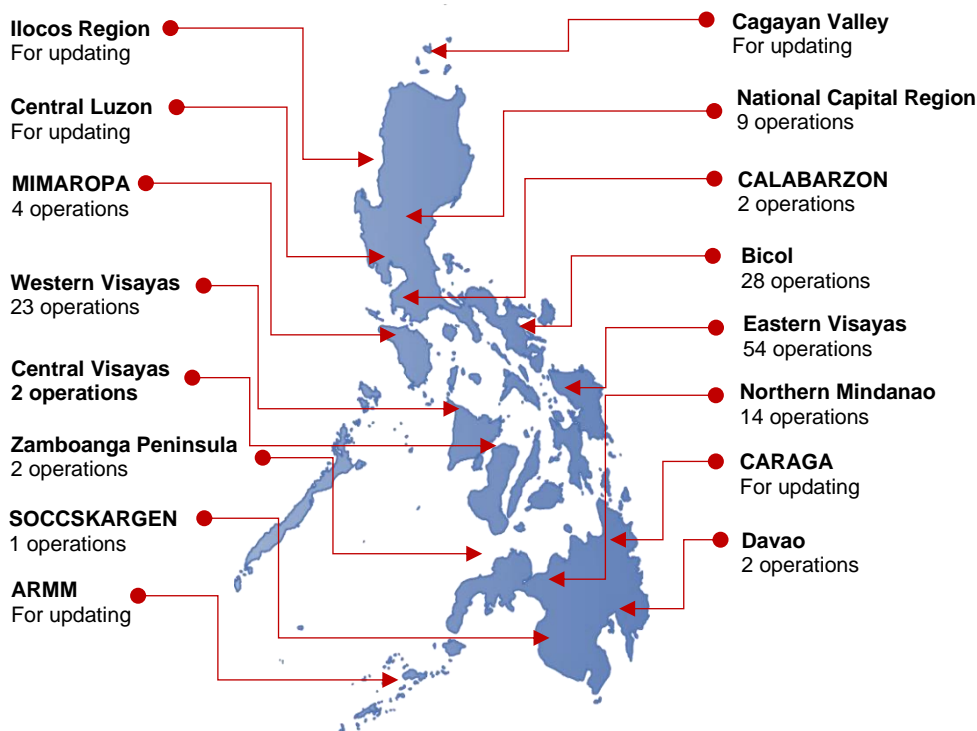
**135** Ships Operated Normally

**0** Operations Cancelled

**6** Operations Delayed

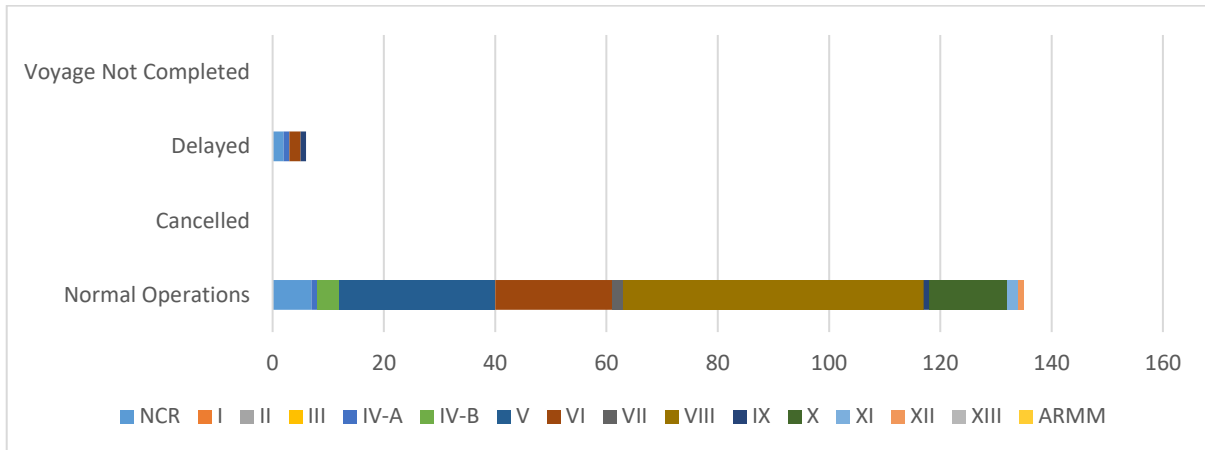
**0** Operation Uncompleted

## PASSENGER AND CARGO SHIPPING OPERATIONS IN THE PHILIPPINES IN AREAS UNDER MGCQ and GCQ



**Total of 141 Passenger and Cargo Shipping Operations**

## I. STATUS OF SHIPPING OPERATIONS NATIONWIDE



On 2/14/2022, there were 141 passenger and cargo shipping operations conducted wherein 135 or 96% were completed in accordance with their Certificate of Public Convenience (CPC).

Out of the 135 operations completed under normal conditions, the reported movements were mostly in the Eastern Visayas Region at 40% and Bicol Region at 21%.

Six (6) passenger ships or 11% encountered delays due to the additional measures adopted in view of COVID-19 such as temperature screening and inspections.

No shipping operations were not completed at the time of reporting.

## II. STATUS OF SHIPPING OPERATIONS BY CLASSIFICATION

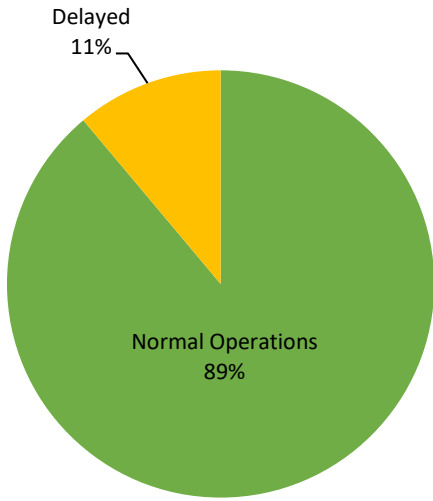
Region	Normal Operations		Cancelled		Delayed		Not Completed	
	Passenger	Cargo	Passenger	Cargo	Passenger	Cargo	Passenger	Cargo
<b>NCR</b>	2	5	-	-	2	-	-	-
<b>I</b>	-	-	-	-	-	-	-	-
<b>II</b>	-	-	-	-	-	-	-	-
<b>III</b>	-	-	-	-	-	-	-	-
<b>IV-A</b>	1	-	-	-	1	-	-	-
<b>IV-B</b>	4	-	-	-	-	-	-	-
<b>V</b>	5	23	-	-	-	-	-	-
<b>VI</b>	8	13	-	-	2	-	-	-
<b>VII</b>	-	2	-	-	-	-	-	-
<b>VIII</b>	25	29	-	-	-	-	-	-
<b>IX</b>	-	1	-	-	1	-	-	-
<b>X</b>	3	11	-	-	-	-	-	-
<b>XI</b>	-	2	-	-	-	-	-	-
<b>XII</b>	-	1	-	-	-	-	-	-
<b>XIII</b>	-	-	-	-	-	-	-	-
<b>ARMM</b>	-	-	-	-	-	-	-	-
<b>Total</b>	<b>48</b>	<b>87</b>	-	-	<b>6</b>	-	-	-

Amid the measures in place due to MGCQ, and GCQ, 87 out of 87 (100%) cargo ships still operated normally – are 6 bulk carrier, 11 container ships, 11 LCT ships, 1 oil tanker, 58 Roro cargo ships.

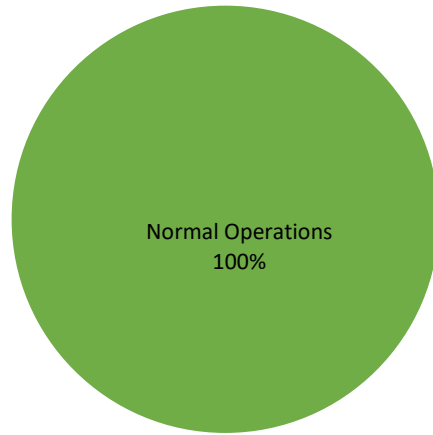
Forty – eight (48) passenger ships completed their voyage – 26 conventional passenger ships, 12 RoPax ships and 10 fast craft ferry completed their operations but mostly only carried cargoes during their voyage.

Meanwhile out of the 54 passenger ships, 11% were affected by the measures adopted in view of COVID-19. These measures caused either the cancellation, delay, or uncompleted operations of 6 passenger ships.

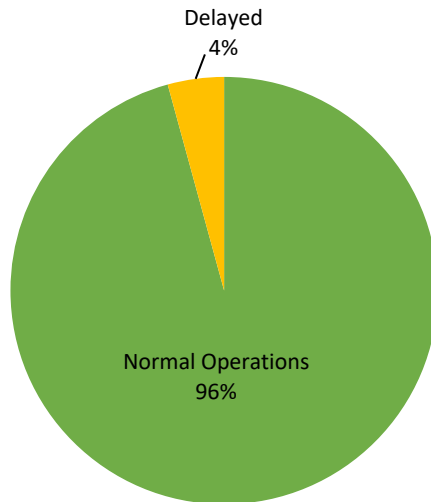
### PASSENGER Ship Operations



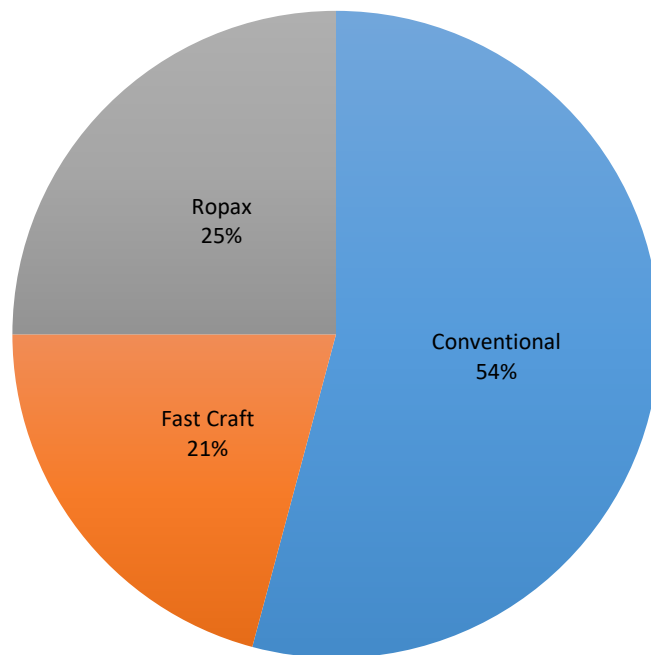
### CARGO Ship Operations



### PASSENGER and CARGO Ship Operations



## Passenger Ship Types under Normal Operations



## Cargo Ship Types under Normal Operations

