



MARITIME INDUSTRY AUTHORITY SITUATION REPORT -696

Passenger and Cargo Shipping Operations on 2/17/2022
in areas under MGCQ and GCQ

Data generated on 2/17/2022, 3:00:00 PM

HIGHLIGHTS

- Ninety-Six percent (96%) of passenger and cargo shipping operations were completed in accordance with the ships' CPC.
- Four percent (4%) of the shipping operations were affected due to the measures implemented in view Code Red Sublevel 2 for the COVID-19.
- Operations of passenger ships were more affected compared to cargo ships. 100% of the cargo shipping operations were completed under normal conditions compared to passenger ships at 91%.
- **With cargo shipping still operational, transport of goods amid MGCQ, and GCQ is assured.**

PASSENGER AND CARGO SHIPPING IN NUMBERS

2/17/2022

137 Shipping Operations Recorded

56 Passenger Ships Operated

81 Cargo Ships Operated

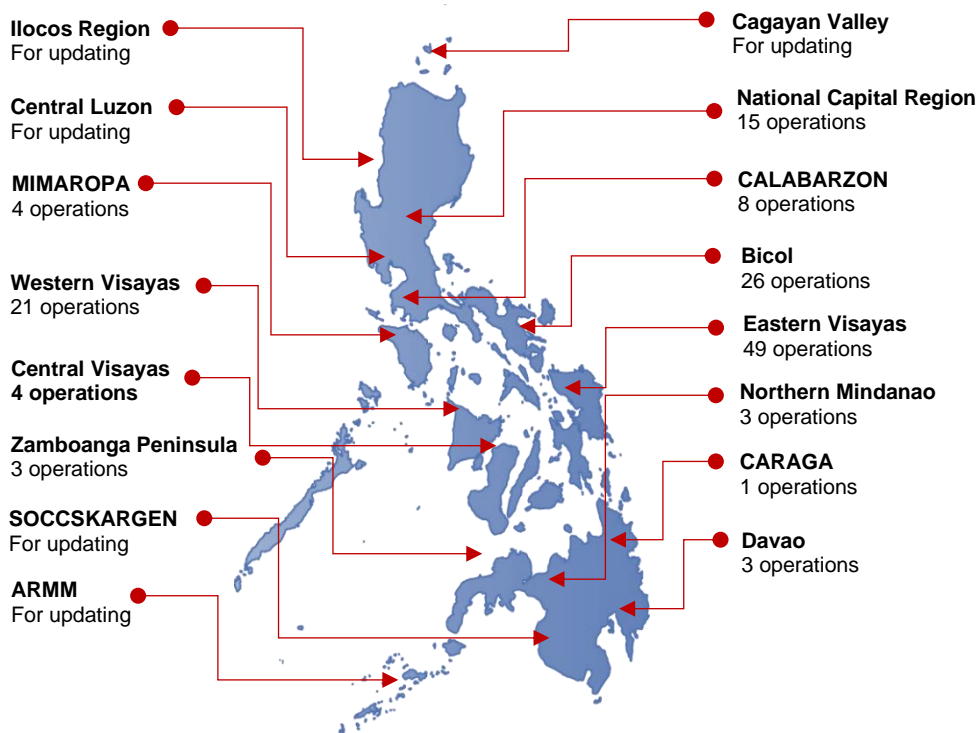
132 Ships Operated Normally

0 Operations Cancelled

5 Operations Delayed

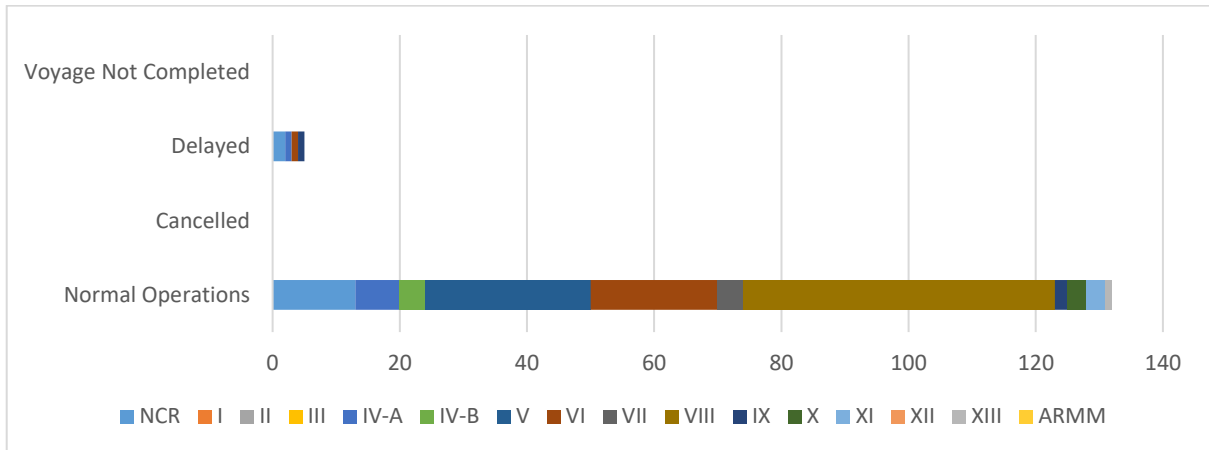
0 Operation Uncompleted

PASSENGER AND CARGO SHIPPING OPERATIONS IN THE PHILIPPINES IN AREAS UNDER MGCQ and GCQ



Total of 137 Passenger and Cargo Shipping Operations

I. STATUS OF SHIPPING OPERATIONS NATIONWIDE



On 2/17/2022, there were 137 passenger and cargo shipping operations conducted wherein 132 or 96% were completed in accordance with their Certificate of Public Convenience (CPC).

Out of the 132 operations completed under normal conditions, the reported movements were mostly in the Eastern Visayas Region at 37% and Bicol Region at 20%.

Five (5) passenger ships or 9% encountered delays due to the additional measures adopted in view of COVID-19 such as temperature screening and inspections.

No shipping operations were not completed at the time of reporting.

II. STATUS OF SHIPPING OPERATIONS BY CLASSIFICATION

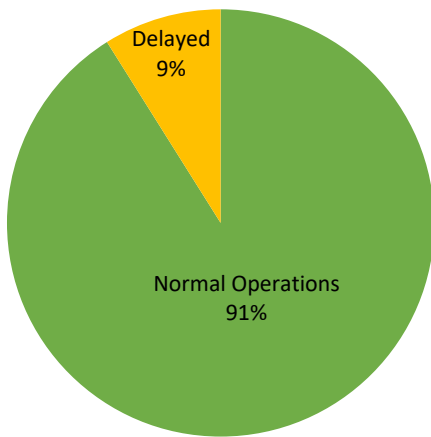
Region	Normal Operations		Cancelled		Delayed		Not Completed	
	Passenger	Cargo	Passenger	Cargo	Passenger	Cargo	Passenger	Cargo
NCR	2	11	-	-	2	-	-	-
I	-	-	-	-	-	-	-	-
II	-	-	-	-	-	-	-	-
III	-	-	-	-	-	-	-	-
IV-A	7	-	-	-	1	-	-	-
IV-B	4	-	-	-	-	-	-	-
V	5	21	-	-	-	-	-	-
VI	7	13	-	-	1	-	-	-
VII	-	4	-	-	-	-	-	-
VIII	23	26	-	-	-	-	-	-
IX	1	1	-	-	1	-	-	-
X	1	2	-	-	-	-	-	-
XI	-	3	-	-	-	-	-	-
XII	-	-	-	-	-	-	-	-
XIII	1	-	-	-	-	-	-	-
ARMM	-	-	-	-	-	-	-	-
Total	51	81	-	-	5	-	-	-

Amid the measures in place due to MGCQ, and GCQ, 81 out of 81 (100%) cargo ships still operated normally – are 20 container ships, 12 LCT ships, 1 oil tankers, 48 Roro cargo ships.

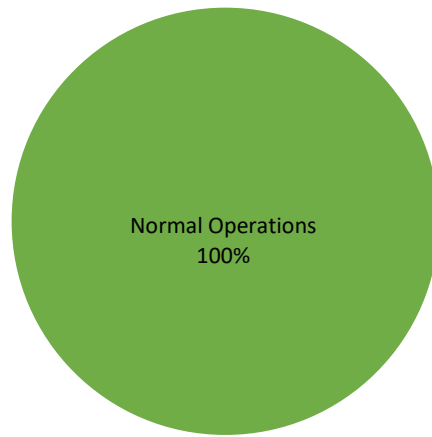
Fifty – one (51) passenger ships completed their voyage – 31 conventional passenger ships, 13 RoPax ships and 7 fast craft ferry completed their operations but mostly only carried cargoes during their voyage.

Meanwhile out of the 56 passenger ships, 9% were affected by the measures adopted in view of COVID-19. These measures caused either the cancellation, delay, or uncompleted operations of 5 passenger ships.

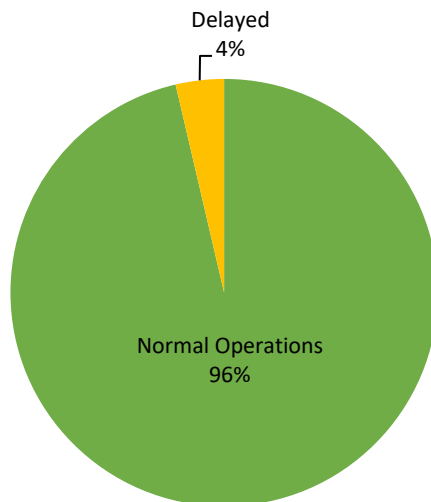
PASSENGER Ship Operations



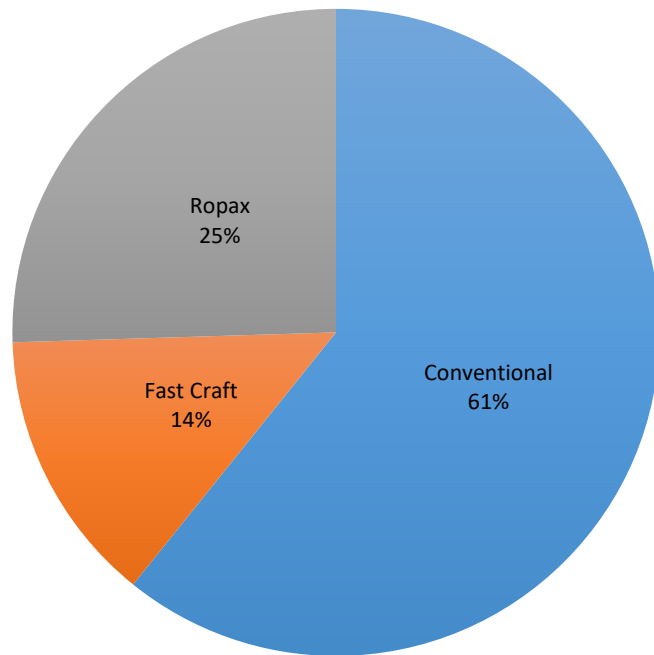
CARGO Ship Operations



PASSENGER and CARGO Ship Operations



Passenger Ship Types under Normal Operations



Cargo Ship Types under Normal Operations

