




QUARTERLY REPORT OF REVENUE AND OTHER RECEIPTS
As at the Quarter Ending March 31, 2022

Department : Department of Transportation
 Agency : Maritime Industry Authority (MARINA)
 Operating Unit : Central Office
 Organization Code (UACS) : 38 003 0100000
 Fund Cluster : 01 - Regular Agency Fund

Classification/Source of Revenue and Other Receipts	UACS CODE	REVENUE TARGET (Annual) per BESF	Actual Revenue and Other Receipts Collections							Total	Cumulative Remittance to BTR	Deposited with AGDB	TOTAL	Amount	%
			1st Quarter Ending March 31	2nd Quarter Ending June 30	3rd Quarter Ending Sept. 30	4th Quarter Ending Dec. 31	5	6	7						
Regular Agency Fund		758,857,000.00	99,777,918.00	0.00	0.00	0.00	0.00	99,777,918.00	104,654,289.00	0.00	104,654,289.00	(659,079,082.00)	-87		
Revenue Collections		758,857,000.00	99,777,918.00	0.00	0.00	0.00	0.00	99,777,918.00	104,654,289.00	0.00	104,654,289.00	(659,079,082.00)	-87		
Cash Revenue		758,857,000.00	99,777,918.00	0.00	0.00	0.00	0.00	99,777,918.00	104,654,289.00	0.00	104,654,289.00	(659,079,082.00)	-87		
Non-Tax		758,857,000.00	99,777,918.00	0.00	0.00	0.00	0.00	99,777,918.00	104,654,289.00	0.00	104,654,289.00	(659,079,082.00)	-87		
Other Permit Fees	4020101099	93,087,000.00	26,890,727.00	0.00	0.00	0.00	0.00	26,890,727.00	26,829,227.00	0.00	26,829,227.00	(66,226,273.00)	-71		
Registration Fees	4020102000	82,786,000.00	784,011.00	0.00	0.00	0.00	0.00	784,011.00	781,111.00	0.00	781,111.00	(62,921,989.00)	-95		
Clearance Fees	4020104001	134,113,000.00	34,048,441.00	0.00	0.00	0.00	0.00	34,048,441.00	33,179,783.00	0.00	33,179,783.00	(100,864,559.00)	-92		
Franchising Fees	4020105000	37,334,000.00	3,197,829.00	0.00	0.00	0.00	0.00	3,197,829.00	12,179,863.00	0.00	12,179,863.00	(34,186,371.00)	-96		
Inspection Fees	4020110000	74,338,000.00	3,617,865.00	0.00	0.00	0.00	0.00	3,617,865.00	1,339,928.00	0.00	1,339,928.00	(70,720,135.00)	-98		
Other Processing Fees	4020113099	210,802,000.00	27,077,784.00	0.00	0.00	0.00	0.00	27,077,784.00	17,436,035.00	0.00	17,436,035.00	(183,524,216.00)	-98		
Fines and Penalties - Service Income	4020114000	0.00	1,009,281.00	0.00	0.00	0.00	0.00	1,009,281.00	10,769,530.00	0.00	10,769,530.00	1,009,281.00	1		
Other Service Income	4020199099	146,597,000.00	3,282,180.00	0.00	0.00	0.00	0.00	3,282,180.00	2,158,832.00	0.00	2,158,832.00	(143,334,820.00)	-99		
TOTAL		758,857,000.00	99,777,918.00	0.00	0.00	0.00	0.00	99,777,918.00	104,654,289.00	0.00	104,654,289.00	(659,079,082.00)	-87		

Certified Correct:

 EDEN Z. EVANGELISTA
 Chief Accountant


Recommending Approval:

 NENITA S. ATIENZA
 Director II, MFAS


Approved By:

 YAPM ROBERT A. EMPERAD AFP Ret
 Administrator


QUARTERLY REPORT OF REVENUE AND OTHER RECEIPTS
As at the Quarter Ending March 31, 2022

Department : Department of Transportation
 Agency : Maritime Industry Authority (MARINA)
 Operating Unit : Central Office
 Organization Code (UACS) : 38 003 0-100000
 Fund Cluster : 03 - Special Account - Locally Funded/Domestic Grants Fund

Classification/Source of Revenue and Other Receipts	UACS CODE	REVENUE TARGET (Annual) per BESE	Actual Revenue and Other Receipts Collections				Total	Cumulative Remittance/Deposits to Date			Variance	
			1st Quarter Ending March 31	2nd Quarter Ending June 30	3rd Quarter Ending Sept. 30	4th Quarter Ending Dec. 31		Remittance to BR	Deposited with AGDS	TOTAL	Amount	%
Special Account - Locally Funded/Domestic Grants Fund	1	90,000,000.00	13,526,446.00	0.00	0.00	0.00	13,526,446.00	0.00	0.00	13,526,446.00	(46,473,554.00)	-77%
Revenue Collections	2	90,000,000.00	13,526,446.00	0.00	0.00	0.00	13,526,446.00	13,526,446.00	0.00	13,526,446.00	(46,473,554.00)	-77%
Cash Revenue		90,000,000.00	13,526,446.00	0.00	0.00	0.00	13,526,446.00	13,526,446.00	0.00	13,526,446.00	(46,473,554.00)	-77%
Non-Tax		90,000,000.00	13,526,446.00	0.00	0.00	0.00	13,526,446.00	13,526,446.00	0.00	13,526,446.00	(46,473,554.00)	-77%
Other Service Income	4020190099	90,000,000.00	13,526,446.00	0.00	0.00	0.00	13,526,446.00	13,526,446.00	0.00	13,526,446.00	(46,473,554.00)	-77%
TOTAL		90,000,000.00	13,526,446.00	0.00	0.00	0.00	13,526,446.00	13,526,446.00	0.00	13,526,446.00	(46,473,554.00)	-77%

Certified Correct:

 EDZEN Z. EVANGELISTA
 Chief Accountant
 Date:

Recommending Approval:

 NENITA S. ATIENZA
 Director II, MFAS
 Date:

Approved By:

 VAHNI ROBERT A. EMPEDRAD AFP (Ret)
 Administrator
 Date:

QUARTERLY REPORT OF REVENUE AND OTHER RECEIPTS
As at the Quarter Ending March 31, 2022

Department : Department of Transportation
 Agency : Maritime Industry Authority (MARINA)
 Operating Unit : Regional Office - I
 Organization Code (UACS) : 38 003 0300001
 Fund Cluster : 01 - Regular Agency Fund

Classification/Source of Revenue and Other Receipts	UACS CODE	REVENUE TARGET (Average per BEER)	Actual Revenue and Other Receipts Collections							Total	Cumulative Penalties/Deposits to Date		TOTAL	Amount
			1st Quarter Ending March 31	2nd Quarter Ending June 30	3rd Quarter Ending Sept. 30	4th Quarter Ending Dec. 31	8-(M+J+J)-9mg	Penalties to RTT	Deposited with AROB		11-(M+J)	12-(M+J)		
Regular Agency Fund	1	0.00	0.00	0.00	0.00	0.00	0.00	0.00	0.00	0.00	0.00	0.00	0.00	0.00
Revenue Collections		0.00	8,516,194.00	0.00	0.00	0.00	0.00	8,516,194.00	0.00	0.00	0.00	8,516,194.00	8,516,194.00	
Cash Revenue		0.00	8,516,194.00	0.00	0.00	0.00	0.00	8,516,194.00	0.00	0.00	0.00	8,516,194.00	8,516,194.00	
Non-Tax		0.00	8,516,194.00	0.00	0.00	0.00	0.00	8,516,194.00	0.00	0.00	0.00	8,516,194.00	8,516,194.00	
Parent Fee Import		0.00	8,516,194.00	0.00	0.00	0.00	0.00	8,516,194.00	0.00	0.00	0.00	8,516,194.00	8,516,194.00	
Other Parent Fees	4020101001	0.00	865,000.00	0.00	0.00	0.00	0.00	865,000.00	0.00	0.00	0.00	865,000.00	865,000.00	
Registration Fee	4020101009	0.00	8,450.00	0.00	0.00	0.00	0.00	8,450.00	0.00	0.00	0.00	8,450.00	8,450.00	
Chassis Fee	4020102000	0.00	863,510.00	0.00	0.00	0.00	0.00	863,510.00	0.00	0.00	0.00	863,510.00	863,510.00	
Franchising Fee	4020104001	0.00	386,270.00	0.00	0.00	0.00	0.00	386,270.00	0.00	0.00	0.00	386,270.00	386,270.00	
Inspection Fee	4020105000	0.00	478,527.00	0.00	0.00	0.00	0.00	478,527.00	0.00	0.00	0.00	478,527.00	478,527.00	
Import Processing Fee	4020110000	0.00	1,213,461.00	0.00	0.00	0.00	0.00	1,213,461.00	0.00	0.00	0.00	1,213,461.00	1,213,461.00	
Other Barrels - Service Income	4020113000	0.00	2,547,360.00	0.00	0.00	0.00	0.00	2,547,360.00	0.00	0.00	0.00	2,547,360.00	2,547,360.00	
Other Barrels Income	4020114000	0.00	1,120,436.00	0.00	0.00	0.00	0.00	1,120,436.00	0.00	0.00	0.00	1,120,436.00	1,120,436.00	
Other Barrels Income	4020106000	0.00	1,115,080.00	0.00	0.00	0.00	0.00	1,115,080.00	0.00	0.00	0.00	1,115,080.00	1,115,080.00	
Fees and Penalties - Business Income	4020223000	0.00	0.00	0.00	0.00	0.00	0.00	0.00	0.00	0.00	0.00	0.00	0.00	
TOTAL		0.00	8,516,194.00	0.00	0.00	0.00	0.00	8,516,194.00	0.00	0.00	0.00	8,516,194.00	8,516,194.00	

Certified Correct: Prince Anton O. Domondon / Renita E. Baustista
 Accounting Clerk / Acting Accountant


Recommending Approval: Renita E. Baustista
 Administrative Officer IV


Approved By: Engr. Rizal J. Victoria
 Regional Director


QUARTERLY REPORT OF REVENUE AND OTHER RECEIPTS
As at the Quarter Ending March 31, 2022

Department : Department of Transportation
 Agency : Maritime Industry Authority (MARINA)
 Operating Unit : Regional Office - I
 Organization Code (UACS) : 38 003 0300001
 Fund Cluster : 03 - Special Account - Locally Funded/Domestic Grants Fund

CHARACTERISTICS OF REVENUE AND OTHER RECEIPTS	UACS CODE	REVENUE TARGET (Annual) per BESP	Actual Revenue and Other Receipts Collections				Total	Cumulative Revenues/Deposits to Date			Variance Amount
			1st Quarter Ending March 31	2nd Quarter Ending June 30	3rd Quarter Ending Sept. 30	4th Quarter Ending Dec. 31		Revenues to BTR	Deposited with UACS	TOTAL	
Special Account - Locally Funded/Domestic Grants Fund	2	0.00	2,507,082.75	0.00	0.00	0.00	2,507,082.75	2,507,082.75	0.00	2,507,082.75	2,507,082.75
Revenue Collections		0.00	2,507,082.75	0.00	0.00	0.00	2,507,082.75	2,507,082.75	0.00	2,507,082.75	2,507,082.75
Cash Revenue		0.00	2,507,082.75	0.00	0.00	0.00	2,507,082.75	2,507,082.75	0.00	2,507,082.75	2,507,082.75
Non-Tax		0.00	2,507,082.75	0.00	0.00	0.00	2,507,082.75	2,507,082.75	0.00	2,507,082.75	2,507,082.75
Legal Fees		0.00	1,230.00	0.00	0.00	0.00	1,230.00	1,230.00	0.00	1,230.00	1,230.00
Other Service Income	4020188000	0.00	2,505,852.75	0.00	0.00	0.00	2,505,852.75	2,505,852.75	0.00	2,505,852.75	2,505,852.75
TOTAL	4020188000	0.00	2,507,082.75	0.00	0.00	0.00	2,507,082.75	2,507,082.75	0.00	2,507,082.75	2,507,082.75

Certified Correct: 
 PRINCE ANTON D. DOMONDON / RENTAE BAUSTISTA
 Accounting Clerk / Acting Accountant
 Date: _____

Recommending Approval: 
 RENTAE BAUSTISTA
 Administrative Officer IV
 Date: _____

Approved By: 
 ENGR. RIZAL J. VICTORIA
 Regional Director
 Date: _____


Department of Transportation
 Maritime Industry Authority (MARINA)
 Regional Office - N/A
 JACS) 38 003 0300004

QUARTERLY REPORT OF REVENUE AND OTHER RECEIPTS
 As at the Quarter Ending March 31, 2022

01 - Regular Agency Fund

Functions/Accounts of Revenue and Other Receipts	IACS CODE	REVENUE/TARGET (Actual per BSEP)	Actual Revenues and Other Receipts Collected							Total	Revenues to B/T	Disputed with AOCBS	TOTAL	Variance
			1st Quarter Ending March 31	2nd Quarter Ending June 30	3rd Quarter Ending Sept 30	4th Quarter Ending Dec 31	1	2	3					
1	2	3	4	5	6	7	8	9	10	11	12	13	14	15
		65,056,000.00	29,145,115.04	0.00	0.00	0.00	0.00	29,145,115.04	29,145,115.04	0.00	29,145,115.04	0.00	29,145,115.04	0.00
		65,056,000.00	29,492,381.94	0.00	0.00	0.00	0.00	29,492,381.94	29,492,381.94	0.00	29,492,381.94	0.00	29,492,381.94	0.00
		65,056,000.00	29,492,381.94	0.00	0.00	0.00	0.00	29,492,381.94	29,492,381.94	0.00	29,492,381.94	0.00	29,492,381.94	0.00
		65,056,000.00	29,492,381.94	0.00	0.00	0.00	0.00	29,492,381.94	29,492,381.94	0.00	29,492,381.94	0.00	29,492,381.94	0.00
	4220101009	6,084,000.00	1,932,776.40	0.00	0.00	0.00	0.00	1,932,776.40	1,932,776.40	0.00	1,932,776.40	0.00	1,932,776.40	0.00
	4220102000	5,990,000.00	2,103,488.88	0.00	0.00	0.00	0.00	2,103,488.88	2,103,488.88	0.00	2,103,488.88	0.00	2,103,488.88	0.00
	4220104002	12,390,000.00	1,808,293.03	0.00	0.00	0.00	0.00	1,808,293.03	1,808,293.03	0.00	1,808,293.03	0.00	1,808,293.03	0.00
	4220105000	2,722,000.00	10,122,134.40	0.00	0.00	0.00	0.00	10,122,134.40	10,122,134.40	0.00	10,122,134.40	0.00	10,122,134.40	0.00
	4220143000	13,946,000.00	6,226,603.20	0.00	0.00	0.00	0.00	6,226,603.20	6,226,603.20	0.00	6,226,603.20	0.00	6,226,603.20	0.00
	4220143009	13,946,000.00	1,671,600.00	0.00	0.00	0.00	0.00	1,671,600.00	1,671,600.00	0.00	1,671,600.00	0.00	1,671,600.00	0.00
	4220146000	0.00	423,393.61	0.00	0.00	0.00	0.00	423,393.61	423,393.61	0.00	423,393.61	0.00	423,393.61	0.00
	4220162009	12,289,000.00	3,803,671.44	0.00	0.00	0.00	0.00	3,803,671.44	3,803,671.44	0.00	3,803,671.44	0.00	3,803,671.44	0.00
	Other Receipts	0.00	652,733.10	0.00	0.00	0.00	0.00	652,733.10	652,733.10	0.00	652,733.10	0.00	652,733.10	0.00
		0.00	652,733.10	0.00	0.00	0.00	0.00	652,733.10	652,733.10	0.00	652,733.10	0.00	652,733.10	0.00
	1030201000	0.00	202,647.68	0.00	0.00	0.00	0.00	202,647.68	202,647.68	0.00	202,647.68	0.00	202,647.68	0.00
	2020102000	0.00	449,785.44	0.00	0.00	0.00	0.00	449,785.44	449,785.44	0.00	449,785.44	0.00	449,785.44	0.00
		65,056,000.00	29,145,115.04	0.00	0.00	0.00	0.00	29,145,115.04	29,145,115.04	0.00	29,145,115.04	0.00	29,145,115.04	0.00

Prepared By: 
 Joseph A. Casano
 Designated Budget Officer

Recommending Approval:

 Joseph A. Casano
 Designated Budget Officer

Approved By: 
 ENGR. EMMANUEL B. CASANO
 Regional Director

2-2022

Date: 04-22-2022

Date: 04-22-2022

using the Unified Reporting System on 22/04/2022 11:04 AM, FARS (1) Status: SUBMITTED

QUARTERLY REPORT OF REVENUE AND OTHER RECEIPTS
As at the Quarter Ending March 31, 2022

Department of Transportation
Maritime Industry Authority (MARIMA)
Regional Office - IVA
\$) 28 003 8300004

03 - Special Account - Locally Funded/Domestic Grants Fund

Description of Revenue & Other Receipts	UACA CODE	REVENUE T/AACCT (Amount) per BSRF	Actual Revenue and Other Receipts Collections							Total	Cumulative Earnings/Deposits to Date			Variance
			1st Quarter Ending March 31	2nd Quarter Ending June 30	3rd Quarter Ending Sept. 30	4th Quarter Ending Dec. 31	Furnishes to BTR	Deposited with AODS	TOTAL		Amount			
1	2	3	4	5	6	7	8	9	10	11	12	13		
Local/Domestic Grants Fund		6,000,000.00	4,417,850.85	0.00	0.00	0.00	0.00	4,387,714.07	0.00	4,387,714.07	(1,582,049.15)			
		6,000,000.00	4,417,850.85	0.00	0.00	0.00	0.00	4,387,714.07	0.00	4,387,714.07	(1,582,049.15)			
		6,000,000.00	4,417,850.85	0.00	0.00	0.00	0.00	4,387,714.07	0.00	4,387,714.07	(1,582,049.15)			
	4020190099	6,000,000.00	4,417,850.85	0.00	0.00	0.00	0.00	4,387,714.07	0.00	4,387,714.07	(1,582,049.15)			
		6,000,000.00	4,417,850.85	0.00	0.00	0.00	0.00	4,387,714.07	0.00	4,387,714.07	(1,582,049.15)			

Recommending Approval:

Approved By:

Jocelyn H. Cello
JOCelyn H. CELLO
Designated Budget Officer
Date: 04-22-2022

Engr. E. B. Carpio
ENGR. E. B. CARIPIO
Regional Director
Date: 04-22-2022

QUARTERLY REPORT OF REVENUE AND OTHER RECEIPTS
As at the Quarter Ending March 31, 2022

Department : Department of Transportation
 Agency : Maritime Industry Authority (MARINA)
 Operating Unit : Regional Office - V
 Organization Code (UACS) : 38 903 000005
 Fund Chapter : 01 - Regular Agency Fund

Description of Revenue and Other Receipts	UACS CODE	REVENUE TARGET (Amount per Month)	Actual Revenue and Other Receipts Collected				Total	Cumulative Payments-Debits to Date			TOTAL	Amount
			1st Quarter Ending March 31	2nd Quarter Ending June 30	3rd Quarter Ending Sept. 30	4th Quarter Ending Dec. 31		Payments to FTI	Deposited with ACOB	1-4+15)		
Regular Agency Fund		0.00	7,216,478.80	0.00	0.00	0.00	7,216,478.80	0.00	0.00	7,216,478.80	7,216,478.80	0.00
Revenues Collections		0.00	7,216,478.80	0.00	0.00	0.00	7,216,478.80	0.00	0.00	7,216,478.80	7,216,478.80	0.00
Charter Revenue		0.00	7,216,478.80	0.00	0.00	0.00	7,216,478.80	0.00	0.00	7,216,478.80	7,216,478.80	0.00
Other Fees		0.00	17,200.00	0.00	0.00	0.00	17,200.00	0.00	0.00	17,200.00	17,200.00	0.00
Other Receipts		0.00	290,628.00	0.00	0.00	0.00	290,628.00	0.00	0.00	290,628.00	290,628.00	0.00
Charter Fees		0.00	898,128.15	0.00	0.00	0.00	898,128.15	0.00	0.00	898,128.15	898,128.15	0.00
Charter Fees		0.00	30,240.00	0.00	0.00	0.00	30,240.00	0.00	0.00	30,240.00	30,240.00	0.00
Certification Fees		0.00	1,002,100.00	0.00	0.00	0.00	1,002,100.00	0.00	0.00	1,002,100.00	1,002,100.00	0.00
Freightway Fees		0.00	1,688,000.00	0.00	0.00	0.00	1,688,000.00	0.00	0.00	1,688,000.00	1,688,000.00	0.00
Freightway Fees		0.00	19,850.00	0.00	0.00	0.00	19,850.00	0.00	0.00	19,850.00	19,850.00	0.00
Freightway Fees		0.00	1,342,344.80	0.00	0.00	0.00	1,342,344.80	0.00	0.00	1,342,344.80	1,342,344.80	0.00
Freightway Fees		0.00	695,200.00	0.00	0.00	0.00	695,200.00	0.00	0.00	695,200.00	695,200.00	0.00
Freightway Fees - Service Income		0.00	500,000.00	0.00	0.00	0.00	500,000.00	0.00	0.00	500,000.00	500,000.00	0.00
Other Services Income		0.00	1,873,427.50	0.00	0.00	0.00	1,873,427.50	0.00	0.00	1,873,427.50	1,873,427.50	0.00
TOTAL		0.00	7,216,478.80	0.00	0.00	0.00	7,216,478.80	0.00	0.00	7,216,478.80	7,216,478.80	0.00

Accounting: IRENE A BARGALLO
 Date: 04/08/2022

Acting Admin Officer: NOREEN O BELLADE
 Date: 04/08/2022

Director: ENRIE BERNARDO A. POLLO
 Date: 04/08/2022

QUARTERLY REPORT OF REVENUE AND OTHER RECEIPTS
As at the Quarter Ending March 31, 2022

Department : Department of Transportation
Agency : Maritime Industry Authority (MARA) /
Operating Unit : Regional Office - V
Organization Code (JAOS) : 24 863 000005
Fund Quarter : 03 - Special Account - Locally Funded Domestic Cruise Fee

Classification of Revenue and Other Receipts	UNICE CODE	REVENUE (DOLLAR) per month	Actual Receipts and Other Receipts Collections					Total	Comparison: Month-to-date to Date		Actual	%	Remarks
			1st Quarter Ending March 31	2nd Quarter Ending June 30	3rd Quarter Ending Sept. 30	4th Quarter Ending Dec. 31	5th Quarter Ending Mar. 31		Month-to-date to Date	Deposited with A/CDB			
Special Account - Locally Funded Domestic Cruise Fee	1	0.00	2,228,844.82	0.00	0.00	0.00	0.00	2,228,844.82	0.00	2,228,844.82	100%	14	
Revenue Collections		0.00	2,228,844.82	0.00	0.00	0.00	0.00	2,228,844.82	0.00	2,228,844.82	100%		
Local Revenue		0.00	2,228,844.82	0.00	0.00	0.00	0.00	2,228,844.82	0.00	2,228,844.82	100%		
State Revenue		0.00	0.00	0.00	0.00	0.00	0.00	0.00	0.00	0.00	0%		
Revenue and Payments - Security System		0.00	2,228,844.82	0.00	0.00	0.00	0.00	2,228,844.82	0.00	2,228,844.82	100%		
Other Revenue Income		0.00	0.00	0.00	0.00	0.00	0.00	0.00	0.00	0.00	0%		
TOTAL		0.00	2,228,844.82	0.00	0.00	0.00	0.00	2,228,844.82	0.00	2,228,844.82	100%		

Acting Admin Officer
Date: 04/09/2022

ENGR. BERNARDO A. POLO
Director I
Date: 04/09/2022

This report was generated using the Unified Reporting System on 04/09/2022 10:04 under FileID: 1; Name: 04092022

Department : Department of Transportation
 Agency : Maritime Safety Authority (MARSA)
 Operating Unit : Regional Office -VI
 Organization Code (UACS) : 39 005 030000
 Fund Classifier : 01 - Regular Agency Fund

QUARTERLY REPORT OF REVENUE AND OTHER RECEIPTS
 As at the Quarter Ending March 31, 2022

Classification/Source of Revenue and Other Receipts	UACS CODE	REVENUE TRANSFER (Annual) per unit	Actual Revenue and Other Receipts Collections				Total	Reconciled to BTR	Deposited with AORR	TOTAL	Amount	Variance
			1st Quarter Ending March 31	2nd Quarter Ending June 30	3rd Quarter Ending Sept 30	4th Quarter Ending Dec 31						
Regular Agency Fund												
Transfer Collections		20,790,000.00	20,790,000.00	0.00	0.00	0.00	0.00	0.00	20,790,000.00	20,790,000.00	0.00	
Grant Revenue		20,790,000.00	20,790,000.00	0.00	0.00	0.00	0.00	0.00	20,790,000.00	20,790,000.00	0.00	
Other Fee		20,790,000.00	20,790,000.00	0.00	0.00	0.00	0.00	0.00	20,790,000.00	20,790,000.00	0.00	
Other Permit Fee		20,790,000.00	20,790,000.00	0.00	0.00	0.00	0.00	0.00	20,790,000.00	20,790,000.00	0.00	
Registration Fee		20,790,000.00	20,790,000.00	0.00	0.00	0.00	0.00	0.00	20,790,000.00	20,790,000.00	0.00	
Classroom Fee		20,790,000.00	20,790,000.00	0.00	0.00	0.00	0.00	0.00	20,790,000.00	20,790,000.00	0.00	
Training Fee		20,790,000.00	20,790,000.00	0.00	0.00	0.00	0.00	0.00	20,790,000.00	20,790,000.00	0.00	
Inspection Fee		20,790,000.00	20,790,000.00	0.00	0.00	0.00	0.00	0.00	20,790,000.00	20,790,000.00	0.00	
Other Processing Fee		20,790,000.00	20,790,000.00	0.00	0.00	0.00	0.00	0.00	20,790,000.00	20,790,000.00	0.00	
Price and Penalty - Service Income		20,790,000.00	20,790,000.00	0.00	0.00	0.00	0.00	0.00	20,790,000.00	20,790,000.00	0.00	
Other Service Income		20,790,000.00	20,790,000.00	0.00	0.00	0.00	0.00	0.00	20,790,000.00	20,790,000.00	0.00	
Non-Service Income		20,790,000.00	20,790,000.00	0.00	0.00	0.00	0.00	0.00	20,790,000.00	20,790,000.00	0.00	
Non-Service Income		20,790,000.00	20,790,000.00	0.00	0.00	0.00	0.00	0.00	20,790,000.00	20,790,000.00	0.00	
TOTAL		20,790,000.00	20,790,000.00	0.00	0.00	0.00	0.00	0.00	20,790,000.00	20,790,000.00	0.00	

Prepared by: [Signature]
 ERICA Y. FLORES
 Accountant I

Reconciling Amount:
[Signature]
 Administrative Officer IV

Approved by:
[Signature]
 FELISA M. OROZCO
 Regional Director

QUARTERLY REPORT OF REVENUE AND OTHER RECEIPTS
As at the Quarter Ending March 31, 2022

Department : Department of Transportation
 Agency : Maritime Industry Authority (MARINA)
 Operating Unit : Regional Office - VI
 Organization Code (UACS) : 88 015 826006
 Fund Quarter : 1st - Special Account - Locally Funded/Domestic Grants Fund

Classifications of Revenues and Other Receipts	UACS CODE	REVENUE TARGET (Amount per year)	Actual Revenue/Other Receipts Collections					Total	Revenues to RTI	Deposited with AAOB	TOTAL	Amount	Variance	
			1st Quarter Ending March 31	2nd Quarter Ending April 30	3rd Quarter Ending Sept. 30	4th Quarter Ending Dec. 31	7							
Special Account - Locally Funded/Domestic Grants Fund	1	1,400,000.00	1,400,317.26	1,400,317.26	1,400,317.26	1,400,317.26	1,400,317.26	1,400,317.26	1,400,317.26	1,400,317.26	1,400,317.26	1,400,317.26	1,400,317.26	1,400,317.26
Revenue		1,400,000.00	1,400,317.26	1,400,317.26	1,400,317.26	1,400,317.26	1,400,317.26	1,400,317.26	1,400,317.26	1,400,317.26	1,400,317.26	1,400,317.26	1,400,317.26	1,400,317.26
Other Revenues		0.00	0.00	0.00	0.00	0.00	0.00	0.00	0.00	0.00	0.00	0.00	0.00	0.00
TOTAL		1,400,000.00	1,400,317.26	1,400,317.26	1,400,317.26	1,400,317.26	1,400,317.26	1,400,317.26	1,400,317.26	1,400,317.26	1,400,317.26	1,400,317.26	1,400,317.26	1,400,317.26

Certified Correct
 ERICA F. FLORES
 Accountant I
 Date:

Regional Manager/Approver:
 MA. CHRISTINE B. BERTOLINA
 Administrative Officer IV
 Date:


Approved By:
 FELISA M. MORGAN
 Regional Director
 Date:

QUARTERLY REPORT OF REVENUE AND OTHER RECEIPTS
As at the Quarter Ending March 31, 2022

Department : Department of Transportation
 Agency : Maritime Industry Authority (MARINA)
 Operating Unit : Regional Office - VI
 Organization Code (LUACS) : 38 003 0000007
 Fund Cluster : 01 - Regular Agency Fund

Classification/Source of Revenue and Other Receipts	LUACS CODE	REVENUE (AMOUNT) per RECR	Actual Revenue and Other Receipts Collections				Total	Residence to BR	Deposited with ASGB	TOTAL	Amount
			1st Quarter Ending March 31	2nd Quarter Ending June 30	3rd Quarter Ending Sept. 30	4th Quarter Ending Dec. 31					
Regular Agency Fund		211,620,948.62	55,280,897.70	0.00	0.00	0.00	55,280,897.70	231,300.00	55,280,897.70	(231,300.00)	
Revenue Collections		211,620,948.62	54,798,119.10	0.00	0.00	0.00	54,798,119.10	0.00	54,798,119.10	(156,339,890.62)	
Cash Revenue		105,810,474.31	27,299,059.55	0.00	0.00	0.00	27,299,059.55	0.00	27,299,059.55	(156,622,828.52)	
Other Fund Fees		105,810,474.31	27,299,059.55	0.00	0.00	0.00	27,299,059.55	0.00	27,299,059.55	(78,411,414.78)	
Registration Fees	402010000	16,651,077.09	5,832,130.82	0.00	0.00	0.00	5,832,130.82	0.00	5,832,130.82	(10,219,886.27)	
Clearance Fees	402010200	12,520,804.23	2,582,804.39	0.00	0.00	0.00	2,582,804.39	0.00	2,582,804.39	(9,587,875.84)	
Shipping Fees	402010401	12,318,477.86	2,884,080.00	0.00	0.00	0.00	2,884,080.00	0.00	2,884,080.00	(9,424,117.48)	
Other Processing Fees	402010500	5,589,160.39	3,998,590.86	0.00	0.00	0.00	3,998,590.86	0.00	3,998,590.86	(15,928,120.38)	
Fines and Penalties - Service Income	4020113098	11,734,050.14	2,898,590.86	0.00	0.00	0.00	2,898,590.86	0.00	2,898,590.86	(7,738,259.49)	
Other Service Income	4020114000	19,278,806.86	2,898,590.86	0.00	0.00	0.00	2,898,590.86	0.00	2,898,590.86	(16,522,314.89)	
Cash Receipts	4020199089	27,487,344.01	2,429,522.84	0.00	0.00	0.00	2,429,522.84	0.00	2,429,522.84	(2,429,522.84)	
Non-Tax		105,810,474.31	27,299,059.55	0.00	0.00	0.00	27,299,059.55	0.00	27,299,059.55	(78,411,414.78)	
Other Fund Fees	4020101899	16,651,077.09	5,832,130.82	0.00	0.00	0.00	5,832,130.82	0.00	5,832,130.82	(10,818,948.57)	
Registration Fees	4020102000	12,520,804.23	2,582,804.39	0.00	0.00	0.00	2,582,804.39	0.00	2,582,804.39	(9,424,117.48)	
Clearance Fees	4020104001	12,318,477.86	2,884,080.00	0.00	0.00	0.00	2,884,080.00	0.00	2,884,080.00	(9,424,117.48)	
Shipping Fees	4020105000	5,589,160.39	3,998,590.86	0.00	0.00	0.00	3,998,590.86	0.00	3,998,590.86	(15,928,120.38)	
Other Processing Fees	4020113098	11,734,050.14	2,898,590.86	0.00	0.00	0.00	2,898,590.86	0.00	2,898,590.86	(7,738,259.49)	
Fines and Penalties - Service Income	4020114000	19,278,806.86	2,898,590.86	0.00	0.00	0.00	2,898,590.86	0.00	2,898,590.86	(16,522,314.89)	
Other Service Income	4020199089	27,487,344.01	2,429,522.84	0.00	0.00	0.00	2,429,522.84	0.00	2,429,522.84	(2,429,522.84)	
Non-Deposited Collections/Other Receipts		0.00	482,878.60	0.00	0.00	0.00	482,878.60	0.00	482,878.60	(2,119,343.17)	
Cash Receipts		0.00	482,878.60	0.00	0.00	0.00	482,878.60	0.00	482,878.60	482,878.60	
Due to BIR	2020101000	0.00	482,878.60	0.00	0.00	0.00	482,878.60	231,300.00	482,878.60	482,878.60	
Due to MARA	2020109000	0.00	231,300.00	0.00	0.00	0.00	231,300.00	231,300.00	482,878.60	482,878.60	
Change/Unlink Allowance - Custom	5010244001	0.00	245,578.80	0.00	0.00	0.00	245,578.80	0.00	245,578.80	231,300.00	
TOTAL		211,620,948.62	55,280,897.70	0.00	0.00	0.00	55,280,897.70	231,300.00	55,280,897.70	(156,339,890.62)	

The report was generated using the Unified Reporting System on 08/04/2022 09:04 version: FARS.1.1 : Status : FOR APPROVAL

Certified Copy:

 MARIAN BRISOLE
 Accountant
 Date: _____

Recommending Approval:

 Date: _____


Approval By:

 MANUEL C. PORTUS
 Regional Director
 Date: _____

QUARTERLY REPORT OF REVENUE AND OTHER RECEIPTS
As at the Quarter Ending March 31, 2022


Department : Department of Transportation
 Agency : Maritime Industry Authority (MARINA)
 Operating Unit : Regional Office - VI
 Organization Code (UMCS) : 38 003 0300007
 Fund Cluster : 03 - Special Account - Locally Funded/Domestic Grants Fund

Classification/Source of Revenue and Other Receipts	UMCS CODE	REVENUE TARGET (Amount per B/S/F)	Actual Revenue and Other Receipts Collections							Total	Remittance to BIT	Deposited with ACDB	TOTAL	Amount
			1st Quarter Ending March 31	2nd Quarter Ending June 30	3rd Quarter Ending Sept. 30	4th Quarter Ending Dec. 31	5	6	7					
Special Account - Locally Funded/Domestic Grants Fund	1													
Revenue Collections		51,642,068.00	30,912,348.98	0.00	0.00	0.00	0.00	0.00	30,912,348.98	30,912,348.98	0.00	30,912,348.98	(20,729,719.02)	
Cash Revenue		25,821,034.00	15,456,174.49	0.00	0.00	0.00	0.00	0.00	15,456,174.49	15,456,174.49	0.00	15,456,174.49	(10,364,659.51)	
Non-Tax		25,821,034.00	15,456,174.49	0.00	0.00	0.00	0.00	0.00	15,456,174.49	15,456,174.49	0.00	15,456,174.49	(10,364,659.51)	
Other Service Income	4020199099	25,821,034.00	15,456,174.49	0.00	0.00	0.00	0.00	0.00	15,456,174.49	15,456,174.49	0.00	15,456,174.49	(10,364,659.51)	
Cash Receipts		25,821,034.00	15,456,174.49	0.00	0.00	0.00	0.00	0.00	15,456,174.49	15,456,174.49	0.00	15,456,174.49	(10,364,659.51)	
Non-Tax		25,821,034.00	15,456,174.49	0.00	0.00	0.00	0.00	0.00	15,456,174.49	15,456,174.49	0.00	15,456,174.49	(10,364,659.51)	
Other Service Income	4020199099	25,821,034.00	15,456,174.49	0.00	0.00	0.00	0.00	0.00	15,456,174.49	15,456,174.49	0.00	15,456,174.49	(10,364,659.51)	
TOTAL		51,642,068.00	30,912,348.98	0.00	0.00	0.00	0.00	0.00	30,912,348.98	30,912,348.98	0.00	30,912,348.98	(20,729,719.02)	

Certified Correct:

 JUAN C. BRIBOLE
 Accountant

Recommending Approval:

 Date: _____


Approved By:

 MARDEL C. PORTUS
 Regional Director


QUARTERLY REPORT OF REVENUE AND OTHER RECEIPTS

As at the Quarter Ending March 31, 2022

Department : Department of Transportation
 Agency : Maritime Industry Authority (MARINA)
 Operating Unit : Regional Office - VIII
 Organization Code : 38 003 0000008
 Fund Cluster : 01 - Regular Agency Fund

Classification/Source of Revenue and Other Receipts	UNCS CODE	REVENUE TARGET (Annuit) per BESP	Actual Revenue and Other Receipts/Collections				Total	Comparative Remainance/Deposits to Date			Variance		Remarks	
			1st Quarter Ending March 31	2nd Quarter Ending June 30	3rd Quarter Ending Sept. 30	4th Quarter Ending Dec. 31		8=(7+(-1)+(-4)+(-1))	9	10	11=(9+10)	12=(6-5)		13=(12/5)
Regular Agency Fund		0.00	5,098,757.13	0.00	0.00	0.00	5,098,757.13	4,475,852.91	0.00	11=(9+10)	4,475,852.91	5,098,757.13	13=(12/5)	14
Revenue Collections		0.00	5,098,757.13	0.00	0.00	0.00	5,098,757.13	4,475,852.91	0.00		4,475,852.91	5,098,757.13	0%	
Cash Revenue		0.00	5,098,757.13	0.00	0.00	0.00	5,098,757.13	4,475,852.91	0.00		4,475,852.91	5,098,757.13	0%	
Non-Tax		0.00	5,098,757.13	0.00	0.00	0.00	5,098,757.13	4,475,852.91	0.00		4,475,852.91	5,098,757.13	0%	
Other Permit Fees	4020101099	0.00	37,500.00	0.00	0.00	0.00	37,500.00	37,500.00	0.00		37,500.00	37,500.00	0%	
Registration Fees	4020102000	0.00	290,898.64	0.00	0.00	0.00	290,898.64	290,898.64	0.00		290,898.64	290,898.64	0%	
Certification Fees	4020104032	0.00	1,098,060.00	0.00	0.00	0.00	1,098,060.00	1,098,060.00	0.00		1,098,060.00	1,098,060.00	0%	
Franchising Fees	4020105001	0.00	46,550.00	0.00	0.00	0.00	46,550.00	46,550.00	0.00		46,550.00	46,550.00	0%	
Licensing Fees	4020106000	0.00	294,698.22	0.00	0.00	0.00	294,698.22	294,698.22	0.00		294,698.22	294,698.22	0%	
Inspection Fees	4020110000	0.00	1,610,706.10	0.00	0.00	0.00	1,610,706.10	1,610,706.10	0.00		1,610,706.10	1,610,706.10	0%	
Other Processing Fees	4020115099	0.00	589,050.00	0.00	0.00	0.00	589,050.00	589,050.00	0.00		589,050.00	589,050.00	0%	
Fines and Penalties - Service Income	4020116003	0.00	315,364.69	0.00	0.00	0.00	315,364.69	312,051.66	0.00		312,051.66	315,364.69	0%	
Other Service Income	4020180069	0.00	845,851.28	0.00	0.00	0.00	845,851.28	843,201.28	0.00		843,201.28	845,851.28	0%	
TOTAL		0.00	5,098,757.13	0.00	0.00	0.00	5,098,757.13	4,475,852.91	0.00		4,475,852.91	5,098,757.13	0%	

Certified Correct:

 ANNABELLE FARANTE
 Accountant I

Approved by:

 ANNABELLE FARANTE
 Regional Director

QUARTERLY REPORT OF REVENUE AND OTHER RECEIPTS As at the Quarter Ending March 31, 2022

Department : Department of Transportation
 Agency : Maritime Industry Authority (MARA)
 Operating Unit : Regional Office - VII
 Organization Code : 36 613 030008
 Fund Cluster : 03 - Special Account - Locally Funded-Domestic Grants Fund

Characterization of Revenue and Other Receipts	UNOS CODE	REVENUE TARGET (Amount) per RICEP	Actual Revenue and Other Receipts Collections							Total	Percentage to RTI	Discrepancy with AOTIS	TOTAL	Variance		Remarks	
			1st Quarter Ending March 31	2nd Quarter Ending June 30	3rd Quarter Ending Sept. 30	4th Quarter Ending Dec. 31	1-4	5-8	9-10					11-12	13-14		15
Special Account - Locally Funded-Domestic Grants Fund		0.00															
Revenue Collections		0.00	2,089,690.64	3,000	0.00	0.00	0.00	2,089,690.64	2,089,690.64	3.00	2,089,690.64	2,089,690.64	2,089,690.64	0.00			
Cash Revenue		0.00	2,089,690.64	3,000	0.00	0.00	0.00	2,089,690.64	2,089,690.64	3.00	2,089,690.64	2,089,690.64	2,089,690.64	0.00			
Non-Tax		0.00	2,089,690.64	3,000	0.00	0.00	0.00	2,089,690.64	2,089,690.64	3.00	2,089,690.64	2,089,690.64	2,089,690.64	0.00			
Fees and Charges, Service Income	40001 14000	0.00	126,427.76	2,000	0.00	0.00	0.00	126,427.76	126,427.76	0.00	126,427.76	126,427.76	126,427.76	0.00			
Other Service Income	40001 80000	0.00	1,963,262.88	3,000	0.00	0.00	0.00	1,963,262.88	1,963,262.88	0.00	1,963,262.88	1,963,262.88	1,963,262.88	0.00			
TOTAL		0.00	2,089,690.64	3,000	0.00	0.00	0.00	2,089,690.64	2,089,690.64	3.00	2,089,690.64	2,089,690.64	2,089,690.64	0.00			

Certified Correct:
 ANNA MAE L. ARANTE
 Accountant I

Approved By:
 ANNABELLE R. ADAS
 Regional Director

QUARTERLY REPORT OF REVENUE AND OTHER RECEIPTS
As at the Quarter Ending March 31, 2022

Department : Department of Transportation
Agency : Maritime Industry Authority (MARINA)
Operating Unit : Regional Office - LR
Organization Code (UACS) : 38 935 030000
Fund Cluster : 01 - Regular Agency Fund

Classification/Department of Revenue and Other Receipts	UACS CODE	REVENUE UNDER AUTHORITY PER BEST	Actual Financials and Other Receipts Collected					TOTAL	Cumulative Receipts to Date	Budgetary Control to Date	TOTAL	Amount
			1st Quarter Ending March 31	2nd Quarter Ending June 30	3rd Quarter Ending Sept 30	4th Quarter Ending Dec 31	1-4th (1-12-2021)					
Regular Agency Fund		26,800,000.00	8,815,341.16	8,200,000.00	8,200,000.00	8,200,000.00	33,415,341.16	8,200,000.00	0.00	33,415,341.16	(14,284,238.24)	
Revenue Contingent		24,800,000.00	8,815,341.16	8,200,000.00	8,200,000.00	8,200,000.00	33,415,341.16	8,200,000.00	0.00	33,415,341.16	(14,284,238.24)	
Call Revenue		24,800,000.00	8,815,341.16	8,200,000.00	8,200,000.00	8,200,000.00	33,415,341.16	8,200,000.00	0.00	33,415,341.16	(14,284,238.24)	
Other Fund Fee	42010100	24,800,000.00	8,815,341.16	8,200,000.00	8,200,000.00	8,200,000.00	33,415,341.16	8,200,000.00	0.00	33,415,341.16	(14,284,238.24)	
Registration Fee	42010200	8,200,000.00	2,937,417.52	2,700,000.00	2,700,000.00	2,700,000.00	10,437,417.52	2,700,000.00	0.00	10,437,417.52	(4,000,000.00)	
Charter Fee	42010300	8,200,000.00	2,937,417.52	2,700,000.00	2,700,000.00	2,700,000.00	10,437,417.52	2,700,000.00	0.00	10,437,417.52	(4,000,000.00)	
Registration Fee	42010400	1,600,000.00	552,982.42	520,000.00	520,000.00	520,000.00	1,614,982.42	520,000.00	0.00	1,614,982.42	(640,000.00)	
Registration Fee	42010500	1,600,000.00	552,982.42	520,000.00	520,000.00	520,000.00	1,614,982.42	520,000.00	0.00	1,614,982.42	(640,000.00)	
Other Revenue	42010600	1,200,000.00	2,477,298.88	2,300,000.00	2,300,000.00	2,300,000.00	9,374,298.88	2,300,000.00	0.00	9,374,298.88	(4,440,000.00)	
Other Revenue - Service Income	42010700	198,200.00	198,200.00	198,200.00	198,200.00	198,200.00	792,800.00	198,200.00	0.00	792,800.00	(792,800.00)	
Other Service Income	42010800	800,000.00	311,498.88	800,000.00	800,000.00	800,000.00	2,712,800.00	800,000.00	0.00	2,712,800.00	(792,800.00)	
TOTAL		26,800,000.00	8,815,341.16	8,200,000.00	8,200,000.00	8,200,000.00	33,415,341.16	8,200,000.00	0.00	33,415,341.16	(14,284,238.24)	

Certified Correct:
ATY
ALFREDO E. ZALORAÑO

Recommending Approver:
GUALETH GARCIA, CPA

Approved By:

Date: April 04, 2022

Date: April 04, 2022

Date:

This report was generated using the Unified Reporting System on 03/04/2022 15:04. Version: FARS 3.1 | 59 | User: JPHDMS

QUARTERLY REPORT OF REVENUE AND OTHER RECEIPTS
As at the Quarter Ending March 31, 2022

Department : Department of Transportation
Agency : Maritime Industry Authority (MAIATUA)
Operating Unit : Regional Office - IT
Organization Code (UACS) : 88 003 8100009
Fund Center : (03 - Special Account - Legacy Fund/Dominant Grand Fund

Classification/Description of Revenue and Other Receipts	UACS CODE	REVENUE YANGET (Annual) PER SETP	Actual Revenue and Other Receipts Collections				Yearly	Compliance Reference to ITR	Disputed with ACOB	TOTAL	Amount
			1st Quarter Ending March 31	2nd Quarter Ending June 30	3rd Quarter Ending Sept 30	4th Quarter Ending Dec 31					
Special Account - Legacy Fund/Dominant Grand Fund	2	1,820,000.00	3,279,882.61	0.00	0.00	0.00	3,279,882.61	0.00	3,279,882.61	0.00	2,750,000.00
Revenue Contribution		1,280,000.00	3,279,882.61	0.00	0.00	0.00	3,279,882.61	0.00	3,279,882.61	0.00	2,750,000.00
Costs Recovered		540,000.00	3,279,882.61	0.00	0.00	0.00	3,279,882.61	0.00	3,279,882.61	0.00	2,750,000.00
Net Profit		1,340,000.00	3,279,882.61	0.00	0.00	0.00	3,279,882.61	0.00	3,279,882.61	0.00	2,750,000.00
Prize and Payouts - Lottery Income	4000 (Lottery)	300,000.00	280,000.00	0.00	0.00	0.00	280,000.00	0.00	280,000.00	0.00	280,000.00
Other Service Income	4001 (Service)	1,040,000.00	2,999,882.61	0.00	0.00	0.00	2,999,882.61	0.00	2,999,882.61	0.00	2,470,000.00
TOTAL		1,820,000.00	3,279,882.61	0.00	0.00	0.00	3,279,882.61	0.00	3,279,882.61	0.00	2,750,000.00

Certified Correctly:
BROSMEL E. ZAMBRANO

Date: April 04, 2022

Recommending Approver:
GALLEY M. ANICIA, CPA

Date: April 04, 2022


Approved By:

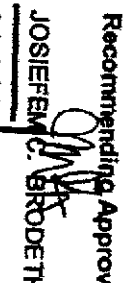
Date:


QUARTERLY REPORT OF REVENUE AND OTHER RECEIPTS
As at the Quarter Ending March 31, 2022

Department : Department of Transportation
 Agency : Maritime Industry Authority (MARINA)
 Operating Unit : Regional Office - X
 Organization Code : 88 003 0300010
 UACSI :
 Fund Cluster : 01 - Regular Agency Fund

Classifications/Sources of Revenue and Other Receipts	UACB CODE	REVENUE TARGET (Annual) per BBSR	Actual Revenue and Other Receipts Collections							Cumulative Remittance to BTR	Date Deposited with AGDR	TOTAL	Variance Amount	Variance %
			1st Quarter Ending March 31	2nd Quarter Ending	3rd Quarter Ending	4th Quarter Ending	Total	8=((6+7)-8+9)	9					
Regular Agency Fund		14,933,000.00	3,946,283.45	0.00	0.00	0.00	3,946,283.45	3,933,156.17	0.00	3,933,156.17	(10,986,716.55)	-74		
Revenue Collections		14,933,000.00	3,946,283.45	0.00	0.00	0.00	3,946,283.45	3,933,156.17	0.00	3,933,156.17	(10,986,716.55)	-74		
Cash Revenue		14,933,000.00	3,946,283.45	0.00	0.00	0.00	3,946,283.45	3,933,156.17	0.00	3,933,156.17	(10,986,716.55)	-74		
Non-Tax		14,933,000.00	3,946,283.45	0.00	0.00	0.00	3,946,283.45	3,933,156.17	0.00	3,933,156.17	(10,986,716.55)	-74		
Other Permit Fees	4020101098	259,000.00	135,700.00	0.00	0.00	0.00	135,700.00	135,700.00	0.00	135,700.00	(123,300.00)	-48		
Registration Fees	4020102000	1,006,900.00	314,647.32	0.00	0.00	0.00	314,647.32	313,747.32	0.00	313,747.32	(691,352.68)	-69		
Clearance Fees	4020104001	4,325,000.00	944,140.00	0.00	0.00	0.00	944,140.00	942,860.00	0.00	942,860.00	(3,380,860.00)	-76		
Franchising Fees	4020105000	165,000.00	9,900.00	0.00	0.00	0.00	9,900.00	9,900.00	0.00	9,900.00	(155,100.00)	-94		
Licensing Fees	4020106000	0.00	343,351.52	0.00	0.00	0.00	343,351.52	342,301.52	0.00	342,301.52	(343,351.52)	0		
Inspection Fees	4020110000	1,401,000.00	694,347.56	0.00	0.00	0.00	694,347.56	679,550.28	0.00	679,550.28	(716,652.44)	-51		
Other Processing Fees	4020113099	6,052,000.00	814,850.00	0.00	0.00	0.00	814,850.00	814,850.00	0.00	814,850.00	(5,237,150.00)	-87		
Fines and Penalties - Service Income	4020114000	0.00	188,732.05	0.00	0.00	0.00	188,732.05	184,832.05	0.00	184,832.05	(186,732.05)	0		
Other Service Income	4020198099	1,725,000.00	512,615.00	0.00	0.00	0.00	512,615.00	508,415.00	0.00	508,415.00	(1,212,385.00)	-70		
TOTAL		14,933,000.00	3,946,283.45	0.00	0.00	0.00	3,946,283.45	3,933,156.17	0.00	3,933,156.17	(10,986,716.55)	-74		

Certified Correct:

 DONNADETTE KUJON
 Accountant I
 Date: April 4, 2022

Recommending Approval:

 JOSEFEM B. BRODETH
 Administrative Officer IV
 Date: April 4, 2022

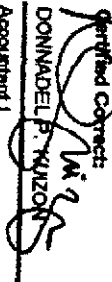
Approved By:

 ATTY. EOESBIA A. CADUM-BOCO
 OIC-Regional Director
 Date: April 4, 2022


QUARTERLY REPORT OF REVENUE AND OTHER RECEIPTS


As at the Quarter Ending March 31, 2022

Department : Department of Transportation
 Agency : Maritime Industry Authority (MARINA)
 Operating Unit : Regional Office - X
 Organization Code (UACS) : 38 003 0300010
 Fund Cluster : 03 - Special Account - Locally Funded/Domestic Grants Fund

Classification/Resources of Revenue and Other Receipts	UACS CODE	REVENUE TARGET (Annual) per R&SF	Actual Revenue and Other Receipts Collections							Domestic Remittance/Deposits to DA	TOTAL	Variance		Remarks
			1st Quarter Ending March 31	2nd Quarter Ending June 30	3rd Quarter Ending Sept 30	4th Quarter Ending Dec 31	Total 8=1+3+7+9=9	Remittance to BR	Disputed with AADB			Amount	%	
Special Account - Locally Funded/Domestic Grants Fund	2	2,599,000.00	868,834.45	0.00	0.00	0.00	868,834.45	867,434.45	0.00	867,434.45	12=10+11	12=12-13	13=(12/1)	14
Revenue Collections		2,599,000.00	868,834.45	0.00	0.00	0.00	868,834.45	867,434.45	0.00	867,434.45	(1,720,165.55)	(1,720,165.55)	-66 %	
Cash Revenue		2,599,000.00	868,834.45	0.00	0.00	0.00	868,834.45	867,434.45	0.00	867,434.45	(1,720,165.55)	(1,720,165.55)	-66 %	
Non-Tax		2,599,000.00	868,834.45	0.00	0.00	0.00	868,834.45	867,434.45	0.00	867,434.45	(1,720,165.55)	(1,720,165.55)	-66 %	
Fines and Penalties - Service Income	402014200	0.00	23,814.79	0.00	0.00	0.00	23,814.79	23,814.79	0.00	23,814.79	(1,720,165.55)	(1,720,165.55)	-66 %	
Other Service Income	402019009	2,599,000.00	845,019.66	0.00	0.00	0.00	845,019.66	843,619.66	0.00	843,619.66	(1,743,980.34)	(1,743,980.34)	-67 %	
TOTAL		2,599,000.00	868,834.45	0.00	0.00	0.00	868,834.45	867,434.45	0.00	867,434.45	(1,720,165.55)	(1,720,165.55)	-66 %	

Verified Correct:

 DONNADEL P. WAZON
 Accountant I
 Date: April 4, 2022

Recommended for Approval:

 JOSEFEM P. BRODETH
 Administrative Officer IV
 Date: April 4, 2022

Approved:

 ALFR EDSABRIA A. PADUA-BOCO
 OC-Regional Director
 Date: April 4, 2022

QUARTERLY REPORT OF REVENUE AND OTHER RECEIPTS
As of the Quarter Ending March 31, 2022


Form No. 5

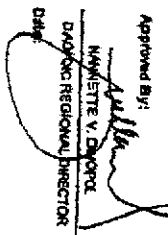
Department : Department of Transportation
 Agency : Maritime Industry Authority (MARINA)
 Operating Unit : Regional Office - XIJ
 Organization Code (UACS) : 88 803 8580012
 Fund Character : 03 - Special Account - Locally Funded/Domestic Grants Fund

Class/Code/Revenue of Revenue and Other Receipts	UACS CODE	RATE/PERCENTAGE (Monthly) per BSEP	Actual Revenue and Other Receipts Collections							Total	Quantities Transferred/Inputs to Date		Version		Remarks
			1st Quarter Ending March 31	2nd Quarter Ending June 30	3rd Quarter Ending Sept. 30	4th Quarter Ending Dec. 31	5	6	7		8	9	10	TOTAL	
Special Account - Locally Funded/Domestic Grants Fund	1	0.00	892,832.48	0.00	0.00	0.00	892,832.48	892,832.48	892,832.48	0.00	11 (mp18)	892,832.48	892,832.48	100.00%	14
Revenue Collections		0.00	892,832.48	0.00	0.00	0.00	892,832.48	892,832.48	892,832.48	0.00	11 (mp18)	892,832.48	892,832.48	100.00%	
Cash Revenue		0.00	892,832.48	0.00	0.00	0.00	892,832.48	892,832.48	892,832.48	0.00	11 (mp18)	892,832.48	892,832.48	100.00%	
Non-Cash		0.00	0.00	0.00	0.00	0.00	0.00	0.00	0.00	0.00	0.00	0.00	0.00	0%	
Other Service Income	460718000	0.00	892,832.48	0.00	0.00	0.00	892,832.48	892,832.48	892,832.48	0.00	11 (mp18)	892,832.48	892,832.48	100.00%	
TOTAL		0.00	892,832.48	0.00	0.00	0.00	892,832.48	892,832.48	892,832.48	0.00	11 (mp18)	892,832.48	892,832.48	100.00%	

Certified Correct:

 REGIONAL OFFICE DIRECTOR

Recommending Approver:

 ADMINISTRATOR IV

Approved By:

 MARILLETTE V. DAVOZ
 REGIONAL DIRECTOR

Department : Department of Transportation
 Agency : Maritime Industry Authority (MARINA)
 Operating Unit : Regional Office - XI
 Organization Code (UAOS) : 202 001 000011
 Fund Cluster : 01 - Regular Agency Fund

QUARTERLY REPORT OF REVENUE AND OTHER RECEIPTS
 As at the Quarter Ending March 31, 2022

Page No.

Classification/Source of Revenue and Other Receipts	UAOS CODE	REVENUE TRIBUTY (Annual) per meter	Actual Revenue and Other Receipts					Total	Shortfall to BTI	Comparative Performance/Disparity to Data		Variance		Remarks	
			1st Quarter Ending March 31	2nd Quarter Ending June 30	3rd Quarter Ending Sept. 30	4th Quarter Ending Dec. 31	7			Disparity with ADDP	TOTAL	Amount	%		
Regular Agency Fund															
Revenue Distributions		1,261,000.00	3,207,270.46	0.00	0.00	0.00	0.00	3,207,270.46	2,941,770.46	(265,500.00)	(20.99%)	(265,500.00)	-21%		
Other Revenue		1,261,000.00	3,207,270.46	0.00	0.00	0.00	0.00	3,207,270.46	2,941,770.46	(265,500.00)	(20.99%)	(265,500.00)	-21%		
Itemize:		1,261,000.00	3,207,270.46	0.00	0.00	0.00	0.00	3,207,270.46	2,941,770.46	(265,500.00)	(20.99%)	(265,500.00)	-21%		
Other Fund Fees	4201101000	6,000.00	828,488.35	0.00	0.00	0.00	0.00	828,488.35	828,488.35	0.00	0.00%	828,488.35	100%		
Registration Fees	4201102000	1,452,000.00	1,454,888.37	0.00	0.00	0.00	0.00	1,454,888.37	1,454,888.37	0.00	0.00%	1,454,888.37	100%		
Charter Fees	4201103000	61,000.00	167,270.80	0.00	0.00	0.00	0.00	167,270.80	167,270.80	0.00	0.00%	167,270.80	100%		
Franchising Fees	4201104000	43,000.00	6,282.00	0.00	0.00	0.00	0.00	6,282.00	6,282.00	0.00	0.00%	6,282.00	100%		
Investment Fees	4201105000	470,000.00	314,238.88	0.00	0.00	0.00	0.00	314,238.88	314,238.88	0.00	0.00%	314,238.88	100%		
Other Revenue Fees	4201106000	4,385,000.00	862,800.00	0.00	0.00	0.00	0.00	862,800.00	862,800.00	0.00	0.00%	862,800.00	100%		
Fines and Penalties - Service Income	4201107000	0.00	146,298.46	0.00	0.00	0.00	0.00	146,298.46	146,298.46	0.00	0.00%	146,298.46	100%		
Other Service Income	4201108000	869,000.00	428,200.00	0.00	0.00	0.00	0.00	428,200.00	428,200.00	0.00	0.00%	428,200.00	100%		
TOTAL		1,261,000.00	3,207,270.46	0.00	0.00	0.00	0.00	3,207,270.46	2,941,770.46	(265,500.00)	(20.99%)	(265,500.00)	-21%		

RYAN ANTHONY G. TORRIS
 ACCOUNTANT I

Representing:
ATTY. GENEVIVEL CALZADA
 OFFICER-IN-CHARGE

Approved By:

Department : Department of Transportation
 Agency : Maritime Industry Authority (MARINA)
 Operating Unit : Regional Office - XI
 Organization Code (UACR) : 28 803 0300011
 Fund Cluster : 83 - Special Account - Locally Funded Domestic Goods Fund

QUARTERLY REPORT OF REVENUE AND OTHER RECEIPTS
 As at the Quarter Ending March 31, 2022

PAN No.

Detailed Account - Locally Funded Domestic Goods Fund	BUDGET CODE	REVENUE YACRBY (Actual) per BSEP	Actual Revenue and Other Receipts Categories							TOTAL	Quantities Reported/Deposited to BIR		TOTAL	Amount	Variance %	Remarks
			1st Quarter Ending March 31	2nd Quarter Ending April 30	3rd Quarter Ending May 31	4th Quarter Ending Dec. 31	5th Quarter Ending Dec. 31	6th Quarter Ending Dec. 31	7th Quarter Ending Dec. 31		8th Quarter Ending Dec. 31	9th Quarter Ending Dec. 31				
Special Account - Locally Funded Domestic Goods Fund		283,000.00	218,411.84	0.00	0.00	0.00	0.00	0.00	0.00	0.00	218,411.84	0.00	218,411.84	62,208.00	-18 %	
Revenue Collections		283,000.00	218,411.84	0.00	0.00	0.00	0.00	0.00	0.00	0.00	218,411.84	0.00	218,411.84	62,208.00	-18 %	
Crab Revenue		283,000.00	218,411.84	0.00	0.00	0.00	0.00	0.00	0.00	0.00	218,411.84	0.00	218,411.84	62,208.00	-18 %	
Items and Proceeds - Service Income	402014000	0.00	4,122.16	0.00	0.00	0.00	0.00	0.00	0.00	0.00	4,122.16	0.00	4,122.16	0.00	0 %	
Other Service Income	402016000	283,000.00	214,289.68	0.00	0.00	0.00	0.00	0.00	0.00	0.00	214,289.68	0.00	214,289.68	62,208.00	-17 %	
TOTAL		283,000.00	218,411.84	0.00	0.00	0.00	0.00	0.00	0.00	0.00	218,411.84	0.00	218,411.84	62,208.00	-18 %	

Certified Correct
 RYAN ANTONIO G. TORMIS
 ACCOUNTANT


Approved By:
 ATTY. GENEVIEW L. CALZADA
 OFFICER-IN-CHARGE


Approved By:


QUARTERLY REPORT OF REVENUE AND OTHER RECEIPTS
As of the Quarter Ending March 31, 2022

Department : Department of Transportation
 Agency : Maritime Industry Authority (MARINA)
 Operating Unit : Regional Office - KII
 Organization Code (UACS) : 38 003 0390012
 Fund Cluster : 03 - Special Account - Locally Funded/Domestic Grants Fund

Classification/Resource or Revenue and Other Receipts	UACS CODE	REVENUE (Annual) per ESEP	Actual Revenue and Other Receipts Collections							Total	Balance to BY	Deposited with ASDB	TOTAL	Amount	Variance %	Remarks
			1st Quarter Ending March 31	2nd Quarter Ending June 30	3rd Quarter Ending Sept. 30	4th Quarter Ending Dec. 31	5th Quarter	6th Quarter	7th Quarter							
Special Account - Locally Funded/Domestic Grants Fund	1															
Revenue Collections		0.00	892,832.48	0.00	0.00	0.00	0.00	0.00	892,832.48	892,832.48	0.00	892,832.48	892,832.48	0.00	0%	
Cash Revenue		0.00	892,832.48	0.00	0.00	0.00	0.00	0.00	892,832.48	892,832.48	0.00	892,832.48	892,832.48	0.00	0%	
Non-Tax		0.00	892,832.48	0.00	0.00	0.00	0.00	0.00	892,832.48	892,832.48	0.00	892,832.48	892,832.48	0.00	0%	
Other Service Income		0.00	892,832.48	0.00	0.00	0.00	0.00	0.00	892,832.48	892,832.48	0.00	892,832.48	892,832.48	0.00	0%	
TOTAL		0.00	892,832.48	0.00	0.00	0.00	0.00	0.00	892,832.48	892,832.48	0.00	892,832.48	892,832.48	0.00	0%	

Certified Correct:

 CHARLES M. SAEED
 ACCOUNTANT I
 Date:

Recommending Approval:

 CECILIO SAEED
 ADMINISTRATOR IV
 Date:

Approved By:

 MARIETTE V. DINOPUL
 DAD/OIG REGIONAL DIRECTOR
 Date: