



Department : Department of Transportation
 Agency : Maritime Industry Authority (MARINA)
 Operating Unit : Central Office
 Organization Code (UACS) : 38 003 0100000
 Fund Cluster : 03 - Special Account - Locally Funded/Domestic Grants Fund

Classification/Source of Revenue and Other Receipts	UACS CODE	REVENUE TARGET (Annual) per BSCF	Actual Revenue and Other Receipts Collections				Total	Cumulative Remittance/Deposits to Date			TOTAL	Amount	Variance
			1st Quarter Ending March 31	2nd Quarter Ending June 30	3rd Quarter Ending Sept. 30	4th Quarter Ending Dec. 31		Remittance to BIT	Deposited with AODB	(11-Q-30)			
Special Account - Locally Funded/Domestic Grants Fund	2	80,000,000.00	13,778,056.00	6,427,878.00	7,283,412.00	10,806,026.00	38,416,372.00	37,815,748.00	0.00	37,815,748.00	(21,593,628.00)		
Revenue Collections		80,000,000.00	13,778,056.00	6,427,878.00	7,283,412.00	10,806,026.00	38,416,372.00	37,815,748.00	0.00	37,815,748.00	(21,593,628.00)		
Cash Revenue		80,000,000.00	13,778,056.00	6,427,878.00	7,283,412.00	10,806,026.00	38,416,372.00	37,815,748.00	0.00	37,815,748.00	(21,593,628.00)		
Non-Tax		80,000,000.00	13,778,056.00	6,427,878.00	7,283,412.00	10,806,026.00	38,416,372.00	37,815,748.00	0.00	37,815,748.00	(21,593,628.00)		
Other Services Income	4220189008	80,000,000.00	13,778,056.00	6,427,878.00	7,283,412.00	10,806,026.00	38,416,372.00	37,815,748.00	0.00	37,815,748.00	(21,593,628.00)		
TOTAL		80,000,000.00	13,778,056.00	6,427,878.00	7,283,412.00	10,806,026.00	38,416,372.00	37,815,748.00	0.00	37,815,748.00	(21,593,628.00)		


Certified Correct:


 EDDIN Z. EVANGELISTA
 Chief Accountant
 Date:

Recommending Approval:

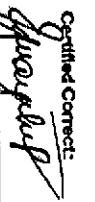

 NENITA S. ATIENZA
 Director II, MFAS
 Date:


Approved By:



 YADIN ROBERT A. EMPEDRAD AFP (RA)
 Administrator
 Date:

Department : Department of Transportation
 Agency : Maritime Industry Authority (MARINA)
 Operating Unit : Central Office
 Organization Code (UACS) : 38 003 0100000
 Fund Cluster : 01 - Regular Agency Fund

Classification/Sources of Revenue and Other Receipts	UACS CODE	REVENUE TARGET (Annual) per BESP	Actual Revenue and Other Receipts Collections							Total	Remittance to BTR	Deposited with AGDB	TOTAL
			1st Quarter Ending March 31	2nd Quarter Ending June 30	3rd Quarter Ending Sept. 30	4th Quarter Ending Dec. 31	5	6	7				
Regular Agency Fund		758,857,000.00	133,178,544.00	153,804,157.00	119,239,814.00	280,451,534.00	664,784,789.00	571,873,530.00	0.00	571,873,530.00	0.00	571,873,530.00	
Revenue Collections		758,857,000.00	133,178,544.00	153,804,157.00	119,239,814.00	280,451,534.00	664,784,789.00	571,873,530.00	0.00	571,873,530.00	0.00	571,873,530.00	
Cash Revenue		758,857,000.00	133,178,544.00	153,804,157.00	119,239,814.00	280,451,534.00	664,784,789.00	571,873,530.00	0.00	571,873,530.00	0.00	571,873,530.00	
Non-Tax		82,987,000.00	22,474,488.00	66,164,847.00	36,828,744.00	36,530,172.00	156,986,056.00	157,049,105.00	0.00	157,049,105.00	0.00	157,049,105.00	
Other Permit Fees	4020101099	62,785,000.00	4,890,804.00	4,303,640.00	4,341,571.00	6,870,877.00	18,166,984.00	19,231,004.00	0.00	19,231,004.00	0.00	19,231,004.00	
Registration Fees	4020102000	134,113,800.00	47,894,789.00	44,072,277.00	39,767,483.00	175,430,150.00	307,264,699.00	195,146,146.00	0.00	28,078,579.00	0.00	28,078,579.00	
Clearance Fees	4020104001	37,334,000.00	2,668,474.00	2,680,342.00	1,839,852.00	2,664,778.00	9,752,827.00	8,659,880.00	0.00	8,659,880.00	0.00	8,659,880.00	
Franchising Fees	4020105000	74,338,000.00	3,854,845.00	3,898,824.00	1,452,889.00	977,294.00	10,224,653.00	135,982,865.00	0.00	135,982,865.00	0.00	135,982,865.00	
Inspection Fees	4020110000	210,602,000.00	44,415,640.00	38,747,620.00	31,583,750.00	51,790,650.00	146,547,850.00	15,807,831.00	0.00	15,807,831.00	0.00	15,807,831.00	
Other Processing Fees	4020115000	0.00	1,418,190.00	806,483.00	724,978.00	867,617.00	3,817,268.00	12,118,120.00	0.00	12,118,120.00	0.00	12,118,120.00	
Fines and Penalties - Service Income	4020114000	146,587,000.00	6,682,653.00	2,208,324.00	2,691,261.00	4,428,995.00	14,693,233.00	571,873,530.00	0.00	571,873,530.00	0.00	571,873,530.00	
Other Service Income	4020108000	758,857,000.00	133,178,684.00	155,994,157.00	119,239,814.00	280,451,534.00	664,784,789.00	571,873,530.00	0.00	571,873,530.00	0.00	571,873,530.00	
TOTAL													

Certified Correct:

 EDEN EVANGELISTA
 Chief Accountant
 Date:

Recommending Approval:

 NENITA S. ATIENZA
 Director II, MFAS
 Date:

Approved By:

 YADI ROBERT A. EMPEDRAD
 Administrator
 Date:

QUARTERLY REPORT OF REVENUE AND OTHER RECEIPTS
As at the Quarter Ending December 31, 2021

Department : Department of Transportation
 Agency : Maritime Industry Authority (MARINA)
 Operating Unit : Regional Office - V
 Organization Code (UACS) : 38 003 830005
 Fund Cluster : 01 - Regular Agency Fund

Classification/Sources of Revenue and Other Receipts	UACS CODE	REVENUE TARGET (Annual) per MSRP	Actual Revenue and Other Receipts Collections							Total	Remittance to BIT	Deposited with AGDB	TOTAL	Amount
			1st Quarter Ending March 31	2nd Quarter Ending June 30	3rd Quarter Ending Sept. 30	4th Quarter Ending Dec. 31	1-3	4-6	7-9					
Regular Agency Fund		0.00	3,528,888.43	5,612,215.16	5,158,614.76	3,720,217.83	18,020,136.18	0.00	0.00	18,020,136.18	0.00	18,020,136.18	0.00	
Revenue Collections		0.00	3,528,888.43	5,612,215.16	5,158,614.76	3,720,217.83	18,020,136.18	0.00	0.00	18,020,136.18	0.00	18,020,136.18	0.00	
Cash Revenue		0.00	3,528,888.43	5,612,215.16	5,158,614.76	3,720,217.83	18,020,136.18	0.00	0.00	18,020,136.18	0.00	18,020,136.18	0.00	
Non-Tax		0.00	3,528,888.43	5,612,215.16	5,158,614.76	3,720,217.83	18,020,136.18	0.00	0.00	18,020,136.18	0.00	18,020,136.18	0.00	
Permit Fees Import	4020101001	0.00	21,700.00	18,100.00	30,400.00	31,500.00	89,400.00	0.00	0.00	89,400.00	0.00	89,400.00	0.00	
Other Permit Fees	4020101002	0.00	200,072.59	346,290.89	312,890.70	284,285.34	1,055,039.42	0.00	0.00	1,055,039.42	0.00	1,055,039.42	0.00	
Registration Fees	4020101009	0.00	634,219.52	566,312.88	532,796.52	406,399.44	2,132,698.74	0.00	0.00	2,132,698.74	0.00	2,132,698.74	0.00	
Clearance Fees	4020104001	0.00	15,780.00	14,400.00	13,300.00	16,880.00	60,000.00	0.00	0.00	60,000.00	0.00	60,000.00	0.00	
Charterage Fees	4020104002	0.00	84,970.00	926,530.00	1,754,270.00	697,000.00	3,662,770.00	0.00	0.00	3,662,770.00	0.00	3,662,770.00	0.00	
Franchising Fees	4020105000	0.00	32,810.00	167,598.75	118,885.34	77,850.00	387,032.09	0.00	0.00	387,032.09	0.00	387,032.09	0.00	
Licensing Fees	4020105001	0.00	17,800.00	6,500.00	12,470.00	30,680.00	67,280.00	0.00	0.00	67,280.00	0.00	67,280.00	0.00	
Inspection Fees	4020110000	0.00	640,209.37	871,378.55	705,559.40	750,389.80	3,167,527.12	0.00	0.00	3,167,527.12	0.00	3,167,527.12	0.00	
Import Processing Fees	4020113009	0.00	12,690.00	0.00	0.00	0.00	12,690.00	0.00	0.00	12,690.00	0.00	12,690.00	0.00	
Fines and Penalties - Service Income	4020114000	0.00	252,337.05	660,311.10	661,728.80	141,016.65	1,735,392.61	0.00	0.00	1,735,392.61	0.00	1,735,392.61	0.00	
Other Service Income	4020199009	0.00	1,416,390.00	2,042,104.00	1,065,600.00	1,074,537.00	5,628,431.00	0.00	0.00	5,628,431.00	0.00	5,628,431.00	0.00	
TOTAL		0.00	3,528,888.43	5,612,215.16	5,158,614.76	3,720,217.83	18,020,136.18	0.00	0.00	18,020,136.18	0.00	18,020,136.18	0.00	

Certified Correct:
 RENE A. MARICHALLO
 Accountant
 Date: 01/27/2022

Reviewed by:
 NOREEN O. BELANDE
 Acting Admin. Officer/Admin. Assst. I
 Date: 01/27/2022

Approved by:
 ENGR. BENJAMIN R. POLLO
 Director II
 Date: 1/27/2022

QUARTERLY REPORT OF REVENUE AND OTHER RECEIPTS
As of the Quarter Ending December 31, 2021

Page No. 5

Department : Department of Transportation
Agency : Maritime Security Authority (MSA)
Reporting Unit : Regional Office - VI
Reporting Office Code (RUCO) : 0101010001
Field Office : 01 - Regional Agency Field

Description of Revenue and Other Receipts	Unit Code	Fiscal Year	Actual Revenue and Other Receipts					Total	Comparison Percentage Change to Plan		Variance							
			Jan 2021	Feb 2021	Mar 2021	Apr 2021	May 2021		2021	2020	2021	%	2021	%				
Administrative Expenses			1,000,000.00	1,000,000.00	1,000,000.00	1,000,000.00	1,000,000.00	1,000,000.00	1,000,000.00	1,000,000.00	1,000,000.00	1,000,000.00	1,000,000.00	1,000,000.00	1,000,000.00	1,000,000.00	1,000,000.00	1,000,000.00
...		
Total		

Prepared by: *[Signature]*
Date: _____

Checked by: *[Signature]*
Date: _____

Approved by: *[Signature]*
Regional Director
Date: _____

QUARTERLY REPORT OF REVENUE AND OTHER RECEIPTS
As at the Quarter Ending December 31, 2021

Department : Department of Transportation
Agency : Maritime Industry Authority (MARITA)
Operating Unit : Regional Office - VR
Organization Code (UACS) : 38 003 0300007
Fund Cluster : 01 - Regular Agency Fund

Classification/Source of Revenue and Other Receipts	UACS CODE	REVENUE TARGET (Annual) per BESF	Actual Revenue and Other Receipts/Collection				Total	Rebalance to B/F	Deposited with AODS	TOTAL	Amount
			1st Quarter Ending March 31	2nd Quarter Ending June 30	3rd Quarter Ending Sept. 30	4th Quarter Ending Dec. 31					
Regular Agency Fund		250,726,682.50	50,881,066.20	48,419,167.31	49,891,345.42	43,729,461.26	194,022,252.19	103,164,022.19	464,220.00	194,022,252.19	194,022,252.19
Business Collection		250,726,682.50	50,881,730.70	48,623,762.46	49,407,143.22	43,225,520.06	191,818,166.44	101,418,166.44	464,220.00	191,818,166.44	191,818,166.44
Cash Revenue		125,363,341.25	25,330,865.35	24,311,881.73	24,703,873.81	21,812,764.53	95,859,083.22	95,859,083.22	0.00	95,859,083.22	95,859,083.22
Non-Tax		15,824,464.66	3,258,765.60	2,520,224.66	3,108,413.89	2,832,332.62	11,209,255.78	11,209,255.78	0.00	11,209,255.78	11,209,255.78
Other Permit Fees	4020101099	11,824,571.65	2,465,018.97	2,650,271.32	2,192,858.87	2,194,723.55	9,482,847.51	9,482,847.51	0.00	9,482,847.51	9,482,847.51
Registration Fees	4020102000	11,731,083.31	2,402,484.00	6,404,432.00	4,221,881.00	3,569,485.00	17,212,042.00	17,212,042.00	0.00	17,212,042.00	17,212,042.00
Charter Fees	4020104001	5,618,287.03	714,230.00	735,835.00	730,800.00	728,630.00	2,827,245.45	2,827,245.45	0.00	2,827,245.45	2,827,245.45
Freighting Fees	4020106000	11,176,047.75	3,863,164.81	3,313,870.00	3,123,888.44	3,111,853.50	13,411,848.99	13,411,848.99	0.00	13,411,848.99	13,411,848.99
Other Processing Fees	4020110099	18,303,738.86	4,864,190.00	4,635,001.11	6,935,390.00	3,712,900.00	16,863,000.00	16,863,000.00	0.00	16,863,000.00	16,863,000.00
Fines and Penalties - Service Income	4020114000	0.00	973,408.97	1,973,797.34	924,898.79	1,398,015.54	4,869,272.89	4,869,272.89	0.00	4,869,272.89	4,869,272.89
Other Service Income	4020180099	50,750,664.77	6,398,705.50	4,835,001.11	4,007,212.84	4,354,133.86	20,085,353.41	20,085,353.41	0.00	20,085,353.41	20,085,353.41
Cash Receipts		125,363,341.25	25,330,865.35	24,311,881.73	24,703,873.81	21,812,764.53	95,859,083.22	95,859,083.22	0.00	95,859,083.22	95,859,083.22
Non-Tax		15,824,464.66	3,258,765.60	2,520,224.66	3,108,413.89	2,832,332.62	11,209,255.78	11,209,255.78	0.00	11,209,255.78	11,209,255.78
Other Permit Fees	4020101099	11,824,571.65	2,465,018.97	2,650,271.32	2,192,858.87	2,194,723.55	9,482,847.51	9,482,847.51	0.00	9,482,847.51	9,482,847.51
Registration Fees	4020102000	11,731,083.31	2,402,484.00	6,404,432.00	4,221,881.00	3,569,485.00	17,212,042.00	17,212,042.00	0.00	17,212,042.00	17,212,042.00
Charter Fees	4020104001	5,618,287.03	714,230.00	735,835.00	730,800.00	728,630.00	2,827,245.45	2,827,245.45	0.00	2,827,245.45	2,827,245.45
Freighting Fees	4020106000	11,176,047.75	3,863,164.81	3,313,870.00	3,123,888.44	3,111,853.50	13,411,848.99	13,411,848.99	0.00	13,411,848.99	13,411,848.99
Other Processing Fees	4020110099	18,303,738.86	4,864,190.00	4,635,001.11	6,935,390.00	3,712,900.00	16,863,000.00	16,863,000.00	0.00	16,863,000.00	16,863,000.00
Fines and Penalties - Service Income	4020114000	0.00	973,408.97	1,973,797.34	924,898.79	1,398,015.54	4,869,272.89	4,869,272.89	0.00	4,869,272.89	4,869,272.89
Other Service Income	4020180099	50,750,664.77	6,398,705.50	4,835,001.11	4,007,212.84	4,354,133.86	20,085,353.41	20,085,353.41	0.00	20,085,353.41	20,085,353.41
Non-Revenue Collection/Other Receipts		0.00	219,597.50	785,262.85	664,022.50	603,882.50	2,104,085.75	2,104,085.75	0.00	2,104,085.75	2,104,085.75
Cash Receipts		0.00	219,597.50	785,262.85	664,022.50	603,882.50	2,104,085.75	2,104,085.75	0.00	2,104,085.75	2,104,085.75
Non-Applicable		0.00	0.00	0.00	0.00	0.00	0.00	0.00	0.00	0.00	0.00
Due to BIR	2020101000	0.00	219,597.50	785,262.85	664,022.50	603,882.50	2,104,085.75	2,104,085.75	0.00	2,104,085.75	2,104,085.75
Due to MARA	2020105000	0.00	219,597.50	785,262.85	664,022.50	603,882.50	2,104,085.75	2,104,085.75	0.00	2,104,085.75	2,104,085.75
TOTAL		250,726,682.50	50,881,066.20	48,419,167.31	49,407,143.22	43,729,461.26	194,022,252.19	103,164,022.19	464,220.00	194,022,252.19	194,022,252.19

This report was generated using the United Reporting System on 27/02/2022 09:31 version: FARS 1.1; Status: FOR APPROVAL

Certified Correct:
[Signature]
RENEZOS L. CADUROS

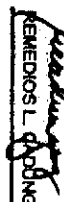
Recommending Approval:
Date:

Approved By:
[Signature]
MARQUE C. PORRAS

QUARTERLY REPORT OF REVENUE AND OTHER RECEIPTS
As at the Quarter Ending December 31, 2021


Department : Department of Transportation
 Agency : Maritime Industry Authority (MARINA)
 Operating Unit : Regional Office - VII
 Organization Code (UACSI) : 38 003 0300007
 Fund Cluster : 03 - Special Account - Locally Funded/Domestic Grants Fund

Classification/Source of Revenue and Other Receipts	UACS CODE	REVENUE TARGET (Actual) per PER	Actual Revenue and Other Receipts Collections				Total	Cumulative Receipts to Date	Deposited with AODB	TOTAL	Amount
			1st Quarter Ending March 31	2nd Quarter Ending June 30	3rd Quarter Ending Sept. 30	4th Quarter Ending Dec. 31					
Special Account - Locally Funded/Domestic Grants Fund	1	49,182,821.80	34,875,203.88	6,989,216.02	5,281,811.12	6,601,024.18	53,257,214.88	53,257,214.88	0.00	53,257,214.88	4,072
Revenue Collections		49,182,821.80	34,875,203.88	6,989,216.02	5,281,811.12	6,601,024.18	53,257,214.88	53,257,214.88	0.00	53,257,214.88	4,072
Cash Revenue		24,581,460.35	17,437,831.78	3,289,808.01	2,640,805.88	3,250,512.00	26,628,857.44	26,628,857.44	0.00	26,628,857.44	2,033
Non-Tax		24,581,460.35	17,437,831.78	3,289,808.01	2,640,805.88	3,250,512.00	26,628,857.44	26,628,857.44	0.00	26,628,857.44	2,033
Other Service Income	4020180089	24,581,460.35	17,437,831.78	3,289,808.01	2,640,805.88	3,250,512.00	26,628,857.44	26,628,857.44	0.00	26,628,857.44	2,033
Cash Receipts		24,581,460.35	17,437,831.78	3,289,808.01	2,640,805.88	3,250,512.00	26,628,857.44	26,628,857.44	0.00	26,628,857.44	2,033
Non-Tax		24,581,460.35	17,437,831.78	3,289,808.01	2,640,805.88	3,250,512.00	26,628,857.44	26,628,857.44	0.00	26,628,857.44	2,033
Other Service Income	4020180089	24,581,460.35	17,437,831.78	3,289,808.01	2,640,805.88	3,250,512.00	26,628,857.44	26,628,857.44	0.00	26,628,857.44	2,033
Other Service Income	4020180089	24,581,460.35	17,437,831.78	3,289,808.01	2,640,805.88	3,250,512.00	26,628,857.44	26,628,857.44	0.00	26,628,857.44	2,033
TOTAL		49,182,821.80	34,875,203.88	6,989,216.02	5,281,811.12	6,601,024.18	53,257,214.88	53,257,214.88	0.00	53,257,214.88	4,072

Certified Correct:

 REMEDIOS L. PADUNGOG

Recommending Approval:

 Date: _____


Approved By:

 MANUEL C. PORTUS


This report was generated using the Unified Reporting System on 27/01/2022 06:01 version: FMS 1.1; Status: FOR APPROVAL

QUARTERLY REPORT OF REVENUE AND OTHER RECEIPTS
As at the Quarter Ending September 30, 2021

Department : Department of Transportation
 Agency : Maritime Industry Authority (MARINA)
 Operating Unit : Regional Office - VII
 Organization Code : 38 003 0300008
 Fund Cluster : 01 - Regular Agency Fund

Classification/Sources of Revenue and Other Receipts	UACS CODE	REVENUE TARGET (Annual) per BESF	Actual Revenue and Other Receipts Collections				Total	Cumulative Remittance to BTR	Deposited with AGOB	TOTAL
			1st Quarter Ending March 31	2nd Quarter Ending June 30	3rd Quarter Ending Sept. 30	4th Quarter Ending Dec. 31				
Regular Agency Fund		0.00	4,209,840.04	3,278,688.12	3,102,822.43	7,805,188.51	18,184,271.10	17,814,471.10	0.00	17,814,471.10
Revenue Collections		0.00	4,209,840.04	3,278,688.12	3,102,822.43	7,805,188.51	18,184,271.10	17,814,471.10	0.00	17,814,471.10
Cash Revenue		0.00	4,209,840.04	3,278,688.12	3,102,822.43	7,805,188.51	18,184,271.10	17,814,471.10	0.00	17,814,471.10
Non-Tax		0.00	4,209,840.04	3,278,688.12	3,102,822.43	7,805,188.51	18,184,271.10	17,814,471.10	0.00	17,814,471.10
Other Permit Fees	4020101088	0.00	165,800.00	145,800.00	73,900.00	12,350.00	387,450.00	387,450.00	0.00	387,450.00
Registration Fees	4020102000	0.00	410,804.34	253,575.23	408,682.27	387,827.79	1,470,799.63	1,470,799.63	0.00	1,470,799.63
Certification Fees	4020104002	0.00	1,515,420.00	1,192,788.00	980,790.00	1,024,950.00	4,713,958.00	4,713,958.00	0.00	4,713,958.00
Franchising Fees	4020105000	0.00	54,480.00	34,820.00	12,605.20	351,400.00	453,405.20	453,405.20	0.00	453,405.20
Licensing Fees	4020106000	0.00	308,325.00	182,827.09	365,883.30	188,850.18	1,044,786.11	1,044,786.11	0.00	1,044,786.11
Inspection Fees	4020110000	0.00	543,716.48	360,842.98	359,209.76	613,748.57	1,873,517.80	1,873,517.80	0.00	1,873,517.80
Other Processing Fees	4020113089	0.00	52,550.00	38,850.00	31,050.00	4,118,300.00	4,236,850.00	3,857,050.00	0.00	3,857,050.00
Fines and Penalties - Service Income	4020114000	0.00	187,362.75	189,300.00	167,861.90	387,179.97	901,504.82	901,504.82	0.00	901,504.82
Other Service Income	4020198088	0.00	983,280.88	688,855.88	709,030.00	488,733.00	3,101,989.74	3,101,989.74	0.00	3,101,989.74
TOTAL		0.00	4,209,840.04	3,278,688.12	3,102,822.43	7,805,188.51	18,184,271.10	17,814,471.10	0.00	17,814,471.10

Certified Correct:

 ANITA MAE PARANTE
 Accountant I

Approved By:

 ANASTASIO R. RIVERA
 Regional Director

Department : Department of Transportation
 Agency : Maritime Industry Authority (MARINA)
 Operating Unit : Regional Office - XI
 Organization Code (UACS) : 34 003 0000012
 Fund Classifier : 01 - Regular Agency Fund

QUARTERLY REPORT OF REVENUE AND OTHER RECEIPTS
 As of the Quarter Ending December 31, 2021

Description/Source of Revenue and Other Receipts	UACS CODE	REVENUE TABLET (Amount) per REC	Actual Revenue and Other Receipts Collection							Total	Reference to BIR	Deposited with A/CCS	TOTAL	Amount	%
			1st Quarter Ending March 31	2nd Quarter Ending June 30	3rd Quarter Ending Sept. 30	4th Quarter Ending Dec. 31	5	6	7						
Regular Agency Fund			0.00	6,500,854.86	5,398,525.19	4,299,813.94	5,583,308.31	21,782,773.42	21,782,773.42	0.00	21,782,773.42	114,000.00	21,782,773.42	124,000.00	15.15
Revenue Contribution			0.00	6,500,854.86	5,398,525.19	4,299,813.94	5,583,308.31	21,782,773.42	21,782,773.42	0.00	21,782,773.42	114,000.00	21,782,773.42	124,000.00	15.15
Grant Revenue			0.00	6,500,854.86	5,398,525.19	4,299,813.94	5,583,308.31	21,782,773.42	21,782,773.42	0.00	21,782,773.42	114,000.00	21,782,773.42	124,000.00	15.15
Non-Tax			0.00	6,500,854.86	5,398,525.19	4,299,813.94	5,583,308.31	21,782,773.42	21,782,773.42	0.00	21,782,773.42	114,000.00	21,782,773.42	124,000.00	15.15
Other Formal Fees	4020101004	0.00	102,818.42	94,120.26	74,120.26	22,410.00	452,180.00	2,294,506.82	2,294,506.82	0.00	2,294,506.82	20,000.00	2,294,506.82	20,000.00	0.87
Registration Fees	4020102000	0.00	852,811.02	904,891.43	395,410.00	662,298.00	4,087,888.80	2,274,500.82	2,274,500.82	0.00	2,274,500.82	20,000.00	2,274,500.82	20,000.00	0.87
Construction Fees	4020104002	0.00	1,062,140.00	1,142,280.86	864,280.00	962,298.00	4,087,888.80	2,274,500.82	2,274,500.82	0.00	2,274,500.82	20,000.00	2,274,500.82	20,000.00	0.87
Freighting Fees	4020105000	0.00	31,900.00	102,890.86	118,190.00	75,180.00	328,180.82	4,087,888.80	4,087,888.80	0.00	4,087,888.80	20,000.00	4,087,888.80	20,000.00	0.87
Leasing Fees	4020106000	0.00	264,233.22	114,434.40	87,145.48	180,439.40	652,333.50	2,274,500.82	2,274,500.82	0.00	2,274,500.82	20,000.00	2,274,500.82	20,000.00	0.87
Independent Fees	4020109000	0.00	1,987,461.00	1,703,453.76	1,691,456.81	1,228,750.31	8,640,271.18	2,274,500.82	2,274,500.82	0.00	2,274,500.82	20,000.00	2,274,500.82	20,000.00	0.87
Other Processing Fees	4020113000	0.00	1,787,260.80	1,878,260.80	483,000.00	1,217,250.00	3,867,200.80	2,274,500.82	2,274,500.82	0.00	2,274,500.82	20,000.00	2,274,500.82	20,000.00	0.87
Fees for Provision - Services Income	4020114000	0.00	438,026.70	87,468.34	180,211.25	918,506.70	1,892,264.98	1,502,264.98	1,502,264.98	0.00	1,502,264.98	20,000.00	1,502,264.98	20,000.00	0.87
Other Services Income	4020100000	0.00	492,000.00	454,088.80	387,200.48	454,022.00	1,825,488.27	1,502,264.98	1,502,264.98	0.00	1,502,264.98	20,000.00	1,502,264.98	20,000.00	0.87
TOTAL			6.00	6,500,854.86	5,398,525.19	4,299,813.94	5,583,308.31	21,782,773.42	21,782,773.42	0.00	21,782,773.42	114,000.00	21,782,773.42	124,000.00	15.15

Certified Correct:
 CHANELLE S. MENDOZA
 ACCOUNTANT I
 Date:

Recommending Approval:
 CESAR O. CALDERIN IV
 ADM. OFFICER IV
 Date:

Approved By:
 ARNIE F. SANTILAGA, M.Sc. MSA
 REGIONAL DIRECTOR
 Date: