

STATEMENT OF APPROPRIATIONS, ALLOTMENTS, OBLIGATIONS, DISBURSEMENTS AND BALANCES
as of June 30, 2022

FAR 1
CURRENT YEAR APPROPRIATION

Department: DEPARTMENT OF TRANSPORTATION
Agency: MARITIME INDUSTRY AUTHORITY
Operating Unit: ALL
Organization Code: ALL
Fund Cluster: REGULAR AGENCY FUND

Particulars	UACB CODE	Appropriations			Allotments				Current Year Obligations			Current Year Disbursements			Balances																					
		Authorized Appropriations	Adjustments (Transfer To/From, Modifications/ Augmentations)	Adjusted Appropriations	Allotments Received	Adjustments (Reductions, Modifications/ Augmentations)	Transfer To	Transfer From	Adjusted Allotments	1st Quarter Ending March 31	2nd Quarter Ending June 30	TOTAL	1st Quarter Ending March 31	2nd Quarter Ending June 30	TOTAL	Unreleased Appropriations	Unobligated Allotments	Unpaid Obligations																		
																		Due and Demandable	Not Yet Due and Demandable																	
CURRENT YEAR'S BUDGET / APPROPRIATIONS																																				
General Administration and Support																																				
General Management and Supervision		149,542,000.00	-	149,542,000.00	149,542,000.00	-	-	149,542,000.00	32,208,807.97	46,138,793.85	78,339,601.60	32,111,490.34	40,911,697.06	73,023,187.42	-	71,202,396.40	-	5,316,414.18																		
Central Office		149,542,000.00	-	149,542,000.00	149,542,000.00	-	-	149,542,000.00	32,208,807.97	46,138,793.85	78,339,601.60	32,111,490.34	40,911,697.06	73,023,187.42	-	71,202,396.40	-	5,316,414.18																		
PS		53,422,000.00	-	53,422,000.00	53,422,000.00	-	-	53,422,000.00	15,104,508.89	13,811,300.61	29,015,809.50	15,104,508.89	13,815,360.54	28,919,869.47	-	24,406,190.50	-	85,920.03																		
MOOE		96,120,000.00	-	96,120,000.00	96,120,000.00	-	-	96,120,000.00	17,104,299.08	32,219,493.02	49,323,792.10	17,006,981.45	27,096,316.52	44,103,297.95	-	46,796,207.90	-	5,220,494.15																		
CO		-	-	-	-	-	-	-	-	-	-	-	-	-	-	-	-	-																		
Administration of Personal Benefits		10,478,000.00	-	10,478,000.00	10,478,000.00	-	-	10,478,000.00	4,864,385.07	1,786,147.10	6,450,532.17	2,535,577.66	3,914,954.51	6,450,532.17	-	4,027,467.83	-	-																		
Central Office		10,478,000.00	-	10,478,000.00	10,478,000.00	-	-	10,478,000.00	4,864,385.07	1,786,147.10	6,450,532.17	2,535,577.66	3,914,954.51	6,450,532.17	-	4,027,467.83	-	-																		
PS		10,478,000.00	-	10,478,000.00	10,478,000.00	-	-	10,478,000.00	4,864,385.07	1,786,147.10	6,450,532.17	2,535,577.66	3,914,954.51	6,450,532.17	-	4,027,467.83	-	-																		
TOTAL, General Administration and Support		160,020,000.00	-	160,020,000.00	160,020,000.00	-	-	160,020,000.00	36,873,193.04	47,916,940.75	84,790,133.77	34,647,068.00	44,826,651.56	79,473,719.59	-	75,229,866.23	-	5,316,414.18																		
PS		63,900,000.00	-	63,900,000.00	63,900,000.00	-	-	63,900,000.00	19,768,893.96	15,697,447.71	35,466,341.67	17,640,086.55	17,730,335.06	35,370,421.64	-	28,433,658.33	-	85,920.03																		
MOOE		96,120,000.00	-	96,120,000.00	96,120,000.00	-	-	96,120,000.00	17,104,299.08	32,219,493.02	49,323,792.10	17,006,981.45	27,096,316.52	44,103,297.95	-	46,796,207.90	-	5,220,494.15																		
CO		-	-	-	-	-	-	-	-	-	-	-	-	-	-	-	-	-																		
Support to Operations																																				
Implementation of the Management Information System		14,522,000.00	0.00	14,522,000.00	14,522,000.00	0.00	-	14,522,000.00	3,204,317.96	4,452,067.85	7,656,385.81	3,198,317.96	4,239,567.05	7,437,885.01	-	6,865,614.99	-	198,500.00																		
Central Office		14,522,000.00	0.00	14,522,000.00	14,522,000.00	0.00	-	14,522,000.00	3,204,317.96	4,452,067.85	7,656,385.81	3,198,317.96	4,239,567.05	7,437,885.01	-	6,865,614.99	-	198,500.00																		
PS		11,508,000.00	-	11,508,000.00	11,508,000.00	-	-	11,508,000.00	2,640,548.36	3,455,064.05	6,095,632.41	2,640,548.36	3,452,984.05	6,093,532.41	-	5,412,367.59	-	2,100.00																		
MOOE		3,014,000.00	0.00	3,014,000.00	3,014,000.00	0.00	-	3,014,000.00	563,769.60	996,983.00	1,560,752.60	557,769.60	806,583.00	1,364,352.60	-	1,453,247.40	-	196,400.00																		
TOTAL, Support to Operations		14,522,000.00	0.00	14,522,000.00	14,522,000.00	0.00	-	14,522,000.00	3,204,317.96	4,452,067.85	7,656,385.81	3,198,317.96	4,239,567.05	7,437,885.01	-	6,865,614.99	-	198,500.00																		
PS		11,508,000.00	-	11,508,000.00	11,508,000.00	-	-	11,508,000.00	2,640,548.36	3,455,064.05	6,095,632.41	2,640,548.36	3,452,984.05	6,093,532.41	-	5,412,367.59	-	198,500.00																		
MOOE		3,014,000.00	0.00	3,014,000.00	3,014,000.00	0.00	-	3,014,000.00	563,769.60	996,983.00	1,560,752.60	557,769.60	806,583.00	1,364,352.60	-	1,453,247.40	-	196,400.00																		
Operations																																				
OO: Global competitiveness of maritime industry enhanced		11,372,000.00	0.00	11,372,000.00	11,372,000.00	0.00	-	11,372,000.00	2,661,152.70	3,178,452.75	5,839,605.45	2,649,916.80	3,178,957.21	5,828,874.01	-	5,532,394.55	-	10,731.44																		
MARITIME INDUSTRY PROMOTION AND DEVELOPMENT PROGRAM		11,372,000.00	0.00	11,372,000.00	11,372,000.00	0.00	-	11,372,000.00	2,661,152.70	3,178,452.75	5,839,605.45	2,649,916.80	3,178,957.21	5,828,874.01	-	5,532,394.55	-	10,731.44																		
Formulation of policies, projects and programs for the promotion and development of the maritime industry		11,372,000.00	0.00	11,372,000.00	11,372,000.00	0.00	-	11,372,000.00	2,661,152.70	3,178,452.75	5,839,605.45	2,649,916.80	3,178,957.21	5,828,874.01	-	5,532,394.55	-	10,731.44																		
Central Office		11,372,000.00	0.00	11,372,000.00	11,372,000.00	0.00	-	11,372,000.00	2,661,152.70	3,178,452.75	5,839,605.45	2,649,916.80	3,178,957.21	5,828,874.01	-	5,532,394.55	-	10,731.44																		
PS		9,846,000.00	-	9,846,000.00	9,846,000.00	-	-	9,846,000.00	1,988,834.46	2,395,549.75	4,324,184.21	1,988,834.46	2,334,449.75	4,323,084.21	-	5,521,815.79	-	1,100.00																		
MOOE		1,526,000.00	0.00	1,526,000.00	1,526,000.00	0.00	-	1,526,000.00	672,518.24	842,903.00	1,515,421.24	661,282.34	844,507.46	1,505,769.80	-	10,578.76	-	9,631.44																		
OO: Accessibility, safety and efficiency of maritime transport services improved		723,287,000.00	(0.00)	723,287,000.00	629,287,000.00	(0.00)	(398,000.00)	398,000.00	629,287,000.00	121,772,566.54	204,899,217.6	326,471,784.14	120,255,214.70	150,813,490.6	271,068,705.52	94,000,000.00	302,815,215.86	-	55,403,078.62																	
MARITIME INDUSTRY REGULATORY AND SUPERVISION PROGRAM		723,287,000.00	(0.00)	723,287,000.00	629,287,000.00	(0.00)	(398,000.00)	398,000.00	629,287,000.00	121,772,566.54	204,899,217.6	326,471,784.14	120,255,214.70	150,813,490.6	271,068,705.52	94,000,000.00	302,815,215.86	-	55,403,078.62																	
Registration and provision of authority for ships, shipyards; certification and documentation of seafarers; accreditation of training programs, faculty and other maritime enterprises		706,046,000.00	(0.00)	706,046,000.00	612,046,000.00	(0.00)	(398,000.00)	398,000.00	612,046,000.00	119,304,977.64	200,651,542.6	319,956,520.24	117,787,625.80	146,884,157.6	264,671,783.62	94,000,000.00	292,089,479.78	-	55,284,736.82																	
PS		341,130,000.00	-	341,130,000.00	341,130,000.00	-	-	341,130,000.00	82,118,631.91	103,371,361.0	185,489,992.98	81,907,732.24	102,910,720.3	184,818,452.56	-	155,648,007.82	-	871,540.42																		
MOOE		249,916,000.00	(0.00)	249,916,000.00	249,916,000.00	(0.00)	(398,000.00)	398,000.00	249,916,000.00	37,186,345.73	97,280,181.53	134,466,527.26	35,879,893.56	43,973,437.56	78,853,331.06	-	115,449,472.74	-	54,613,184.20																	
CO		115,000,000.00	-	115,000,000.00	21,000,000.00	-	-	21,000,000.00	-	-	-	-	-	-	94,000,000.00	21,000,000.00	-	-																		
Central Office		463,875,000.00	(398,000.00)	462,677,000.00	368,075,000.00	(0.00)	(398,000.00)	398,000.00	368,077,000.00	65,843,584.84	133,853,766.6	199,497,351.76	65,040,844.35	81,684,522.66	146,755,167.94	94,000,000.00	168,179,648.24	-	52,742,164.72																	
PS		187,911,000.00	-	187,911,000.00	187,911,000.00	-	-	187,911,000.00	51,548,842.44	64,067,535.06	115,606,378.13	51,341,952.09	64,026,635.66	115,370,587.78	-	72,304,621.87	-	235,780.35																		
MOOE		160,164,000.00	(398,000.00)	159,766,000.00	160,164,000.00	(0.00)	(398,000.00)	398,000.00	159,766,000.00	14,294,742.50	69,596,231.13	83,890,973.63	13,718,892.26	17,665,887.00	31,384,579.26	-	75,875,026.37	-	52,506,394.37																	
CO		115,000,000.00	-	115,000,000.00	21,000,000.00	-	-	21,000,000.00	-	-	-	-	-	-	64,000,000.00	21,000,000.00	-	-																		
Region I		14,749,000.00	(0.00)	14,749,000.00	14,749,000.00	(0.00)	-	14,749,000.00	3,049,845.14	3,118,558.24	6,168,203.38	3,049,845.14	3,118,558.24	6,168,203.38	-	8,580,796.62	-	-																		

STATEMENT OF APPROPRIATIONS, ALLOTMENTS, OBLIGATIONS, DISBURSEMENTS AND BALANCES
as of June 30, 2022

FAR 1

CURRENT YEAR APPROPRIATION

Department: DEPARTMENT OF TRANSPORTATION
Agency: MARITIME INDUSTRY AUTHORITY
Operating Unit: ALL
Organization Code: ALL
Fund Class: REGULAR AGENCY FUND

Particulars	IACS CODE	Appropriations			Allotments			Current Year Obligations			Current Year Disbursements			Balances					
		Authorized Appropriations	Adjustments (Transfer To/From, Modifications/ Realignments)	Adjusted Appropriations	Allotments Received	Adjustments (Reductions, Modifications/ Augmentations)	Transfer To	Transfer From	Adjusted Allotments	1st Quarter Ending March 31	2nd Quarter Ending June 30	TOTAL	1st Quarter Ending March 31	2nd Quarter Ending June 30	TOTAL	Unreleased Appropriations	Unobligated Allotments	Unpaid Obligations	
																		Due and Demandable	Not Yet Due and Demandable
CURRENT YEAR'S BUDGET / APPROPRIATIONS																			
PS		8,829,000.00	-	8,829,000.00	8,829,000.00	-	-	8,829,000.00	1,304,866.98	1,482,744.56	2,787,611.54	1,304,866.98	1,482,744.56	2,787,611.54	-	6,041,388.46	-	-	
MOOE		5,920,000.00	(0.00)	5,920,000.00	5,920,000.00	(0.00)	-	5,920,000.00	1,744,778.16	1,635,813.68	3,380,591.84	1,744,778.16	1,635,813.68	3,380,591.84	-	2,539,408.16	-	-	
Region IV-A		31,542,000.00	-	31,542,000.00	31,542,000.00	-	-	31,542,000.00	7,427,001.72	9,000,842.48	16,427,844.21	7,444,787.37	8,638,224.35	15,683,011.72	-	15,114,155.79	-	744,832.48	
PS		20,849,000.00	-	20,849,000.00	20,849,000.00	-	-	20,849,000.00	3,911,856.17	5,317,501.84	9,229,358.01	3,911,856.17	5,277,508.84	9,189,365.01	-	11,619,641.99	-	39,992.00	
MOOE		10,693,000.00	-	10,693,000.00	10,693,000.00	-	-	10,693,000.00	3,515,145.55	3,683,340.65	7,198,486.20	3,132,931.20	3,360,714.51	6,493,645.71	-	3,494,513.80	-	704,840.48	
Region V		17,635,000.00	-	17,635,000.00	17,635,000.00	-	-	17,635,000.00	3,789,473.82	4,958,473.28	8,747,947.10	3,789,473.82	4,806,496.29	8,595,969.91	-	8,887,053.09	-	151,877.00	
PS		11,813,000.00	-	11,813,000.00	11,813,000.00	-	-	11,813,000.00	2,513,339.58	3,359,324.26	5,872,663.84	2,513,339.58	3,359,324.26	5,872,663.84	-	5,940,336.16	-	-	
MOOE		5,822,000.00	-	5,822,000.00	5,822,000.00	-	-	5,822,000.00	1,276,134.04	1,599,149.03	2,875,283.07	1,276,134.04	1,447,172.03	2,723,306.07	-	2,946,716.93	-	151,977.00	
Region VI		23,958,000.00	(0.00)	23,958,000.00	23,958,000.00	(0.00)	-	23,958,000.00	5,474,332.06	7,743,696.05	13,218,028.11	5,129,362.48	6,998,143.57	12,127,506.05	-	18,739,871.89	-	1,094,522.06	
PS		15,513,000.00	-	15,513,000.00	15,513,000.00	-	-	15,513,000.00	3,284,889.53	4,640,505.98	7,925,395.51	3,284,889.53	4,285,871.83	7,570,761.36	-	7,587,904.49	-	354,834.35	
MOOE		8,445,000.00	(0.00)	8,445,000.00	8,445,000.00	(0.00)	-	8,445,000.00	2,188,742.53	3,103,190.07	5,292,932.60	1,844,772.95	2,712,471.94	4,557,244.89	-	3,152,067.40	-	735,687.71	
Region VII		36,697,000.00	250,000.00	36,947,000.00	36,697,000.00	-	250,000.00	36,947,000.00	8,109,413.87	10,168,385.41	18,277,800.28	8,109,413.87	10,838,885.41	18,948,299.28	-	18,778,606.72	-	-	
PS		19,951,000.00	-	19,951,000.00	19,951,000.00	-	-	19,951,000.00	4,097,839.55	5,090,290.81	9,188,130.36	4,097,839.55	5,090,290.81	9,188,130.36	-	10,762,669.64	-	-	
MOOE		16,746,000.00	250,000.00	16,996,000.00	16,746,000.00	-	250,000.00	16,996,000.00	4,011,574.32	5,078,094.60	9,089,668.92	4,011,574.32	5,748,594.60	9,760,168.92	-	8,015,731.08	-	-	
Region VIII		27,994,000.00	-	27,994,000.00	27,994,000.00	-	-	27,994,000.00	5,975,181.23	7,515,475.32	13,490,656.55	5,975,181.23	7,515,475.32	13,490,656.55	-	14,103,343.45	-	-	
PS		16,456,000.00	-	16,456,000.00	16,456,000.00	-	-	16,456,000.00	3,542,896.71	4,386,084.02	7,928,980.73	3,542,896.71	4,386,084.02	7,928,980.73	-	8,527,019.27	-	-	
MOOE		11,138,000.00	-	11,138,000.00	11,138,000.00	-	-	11,138,000.00	2,432,284.52	3,129,391.30	5,561,675.82	2,432,284.52	3,129,391.30	5,561,675.82	-	5,576,324.18	-	-	
Region IX		21,895,000.00	-	21,895,000.00	21,895,000.00	-	-	21,895,000.00	4,318,803.09	5,118,414.71	9,437,217.80	4,312,175.77	5,084,718.31	9,396,894.08	-	12,487,182.20	-	40,923.72	
PS		15,801,000.00	-	15,801,000.00	15,801,000.00	-	-	15,801,000.00	2,777,336.34	3,483,263.81	6,260,600.15	2,773,327.02	3,446,369.41	6,219,696.43	-	9,540,379.85	-	40,923.72	
MOOE		6,094,000.00	-	6,094,000.00	6,094,000.00	-	-	6,094,000.00	1,542,066.75	1,635,150.90	3,177,197.65	1,538,848.75	1,638,348.90	3,177,197.65	-	2,916,802.35	-	-	
Region X		16,895,000.00	-	16,895,000.00	16,895,000.00	-	-	16,895,000.00	3,809,858.50	5,157,165.07	8,967,023.57	3,809,858.50	4,844,527.84	8,654,386.34	-	7,827,876.43	-	512,637.23	
PS		11,848,000.00	-	11,848,000.00	11,848,000.00	-	-	11,848,000.00	2,882,182.54	3,559,407.31	6,441,589.85	2,882,182.54	3,559,407.31	6,441,589.85	-	5,406,430.15	-	-	
MOOE		5,047,000.00	-	5,047,000.00	5,047,000.00	-	-	5,047,000.00	1,597,757.78	1,597,757.76	3,225,453.72	1,597,757.78	1,085,120.53	2,682,878.31	-	2,521,546.28	-	512,637.23	
Region XI		21,703,000.00	148,000.00	21,851,000.00	21,703,000.00	-	148,000.00	21,851,000.00	4,975,384.88	5,754,074.98	10,729,459.87	4,975,384.88	5,754,074.98	10,729,459.87	-	11,121,530.13	-	-	
PS		11,453,000.00	-	11,453,000.00	11,453,000.00	-	-	11,453,000.00	2,233,507.57	2,846,726.36	5,080,233.93	2,233,507.57	2,846,726.36	5,080,233.93	-	6,372,796.07	-	-	
MOOE		10,250,000.00	148,000.00	10,398,000.00	10,250,000.00	-	148,000.00	10,398,000.00	2,741,887.31	2,907,348.63	5,649,235.94	2,741,887.31	2,907,348.63	5,649,235.94	-	4,748,764.06	-	-	
Region XII		15,995,000.00	0.00	15,995,000.00	15,995,000.00	0.00	-	15,995,000.00	3,510,543.51	4,413,317.47	7,923,860.98	3,510,543.51	4,411,838.87	7,922,382.38	-	8,071,139.02	-	1,658.48	
PS		11,609,000.00	-	11,609,000.00	11,609,000.00	-	-	11,609,000.00	2,157,869.96	2,670,868.91	4,828,738.87	2,157,869.96	2,670,868.91	4,828,738.87	-	6,780,261.13	-	-	
MOOE		4,386,000.00	0.00	4,386,000.00	4,386,000.00	0.00	-	4,386,000.00	1,352,673.55	1,742,448.56	3,095,122.11	1,352,673.55	1,740,969.96	3,093,462.71	-	1,290,877.89	-	1,659.40	
Region XIII		14,308,000.00	-	14,308,000.00	14,308,000.00	-	-	14,308,000.00	3,021,145.08	4,158,772.74	7,179,917.82	3,021,145.08	4,158,772.74	7,179,917.82	-	7,128,082.18	-	-	
PS		9,097,000.00	-	9,097,000.00	9,097,000.00	-	-	9,097,000.00	1,863,524.54	2,477,087.52	4,340,612.06	1,863,524.54	2,477,087.52	4,340,612.06	-	4,756,387.94	-	-	
MOOE		5,211,000.00	-	5,211,000.00	5,211,000.00	-	-	5,211,000.00	1,157,620.54	1,681,685.22	2,839,305.76	1,157,620.54	1,681,685.22	2,839,305.76	-	2,371,694.24	-	-	
Monitoring and enforcement of maritime laws and regulations		17,241,000.00	0.00	17,241,000.00	17,241,000.00	0.00	-	17,241,000.00	2,467,588.90	4,047,873.00	6,515,461.90	2,467,588.90	3,929,333.00	6,396,921.90	-	10,725,736.16	-	118,342.00	
Central Office		17,241,000.00	0.00	17,241,000.00	17,241,000.00	0.00	-	17,241,000.00	2,467,588.90	4,047,873.00	6,515,461.90	2,467,588.90	3,929,333.00	6,396,921.90	-	10,725,736.16	-	118,342.00	
PS		14,688,000.00	-	14,688,000.00	14,688,000.00	-	-	14,688,000.00	1,889,927.64	2,805,730.78	4,695,658.42	1,889,927.64	2,804,130.78	4,694,058.42	-	9,992,341.58	-	1,600.00	
MOOE		2,553,000.00	0.00	2,553,000.00	2,553,000.00	0.00	-	2,553,000.00	577,661.26	1,241,944.22	1,819,803.48	577,661.26	1,125,202.22	1,702,863.48	-	733,394.52	-	116,742.00	
CO		-	-	-	-	-	-	-	-	-	-	-	-	-	-	-	-	-	
TOTAL Operations		734,659,000.00	(0.00)	734,659,000.00	640,659,000.00	(0.00)	(398,000.00)	398,000.00	124,433,719.24	207,877,578.33	332,311,389.59	122,905,131.58	153,992,448.43	276,897,579.93	94,000,000.00	306,347,610.41	-	55,413,811.86	
PS		365,664,000.00	-	365,664,000.00	365,664,000.00	-	-	365,664,000.00	85,997,194.01	106,512,941.61	194,509,835.61	85,796,294.34	108,048,300.81	193,835,595.15	-	171,154,164.39	-	674,240.42	
MOOE		253,995,000.00	(0.00)	253,995,000.00	253,995,000.00	(0.00)	(398,000.00)	398,000.00	38,436,525.23	99,365,028.72	137,801,553.98	37,118,837.18	45,943,147.16	83,061,984.34	-	116,193,446.02	-	54,739,569.64	
CO		115,000,000.00	-	115,000,000.00	21,000,000.00	-	-	21,000,000.00	-	-	-	-	-	-	94,000,000.00	21,000,000.00	-	-	
Sub-Total, i. Agency Specific Budget		909,201,000.00	0.00	909,201,000.00	815,201,000.00	0.00	(398,000.00)	398,000.00	164,511,230.24	260,246,578.33	424,757,968.37	160,750,517.46	203,878,866.51	363,829,184.13	94,000,000.00	390,443,811.63	-	60,928,724.24	
PS		441,072,000.00	-	441,072,000.00	441,072,000.00	-	-	441,072,000.00	108,406,836.33	127,685,173.51	236,071,809.69	106,066,929.25	129,232,819.51	235,299,549.24	-	205,000,190.31	-	772,260.45	
MOOE		353,129,000.00	0.00	353,129,000.00	353,129,000.00	0.00	(398,000.00)	398,000.00	56,104,593.91	132,581,504.82	188,686,096.68	54,683,588.21	73,846,046.61	128,529,634.89	-	1			

STATEMENT OF APPROPRIATIONS, ALLOTMENTS, OBLIGATIONS, DISBURSEMENTS AND BALANCES
as of June 30, 2022

FAR 1
CURRENT YEAR APPROPRIATION

Department: DEPARTMENT OF TRANSPORTATION
Agency: MARITIME INDUSTRY AUTHORITY
Operating Unit: ALL
Organization Code: ALL
Fund Character: REGULAR AGENCY FUND

Particulars	UNICE CODE	Appropriations			Allotments				Current Year Obligations			Current Year Disbursements			Balances				
		Authorized Appropriations	Adjustments (Transfer To/From, Modifications/ Reallocations)	Adjusted Appropriations	Allotments Received	Adjustments (Reductions, Modifications/ Reallocations)	Transfer To	Transfer From	Adjusted Allotments	1st Quarter Ending March 31	2nd Quarter Ending June 30	TOTAL	1st Quarter Ending March 31	2nd Quarter Ending June 30	TOTAL	Unencumbered Appropriations	Unobligated Allotments	Unpaid Obligations	
																		Due and Demandable	Net Yet Due and Demandable
CURRENT YEAR'S BUDGET / APPROPRIATIONS																			
PS		813,000.00	-	813,000.00	813,000.00	-	-	-	813,000.00	129,274.32	122,674.80	251,949.12	129,274.32	122,674.80	251,949.12	-	561,050.88	-	-
Region IV-A		1,913,000.00	-	1,913,000.00	1,913,000.00	-	-	-	1,913,000.00	416,323.78	416,085.94	832,409.72	416,323.78	416,085.94	832,409.72	-	1,080,590.28	-	-
PS		1,913,000.00	-	1,913,000.00	1,913,000.00	-	-	-	1,913,000.00	416,323.78	416,085.94	832,409.72	416,323.78	416,085.94	832,409.72	-	1,080,590.28	-	-
Region V		1,085,000.00	-	1,085,000.00	1,085,000.00	-	-	-	1,085,000.00	261,701.25	289,607.40	551,308.65	261,701.25	289,607.40	551,308.65	-	533,691.35	-	-
PS		1,085,000.00	-	1,085,000.00	1,085,000.00	-	-	-	1,085,000.00	261,701.25	289,607.40	551,308.65	261,701.25	289,607.40	551,308.65	-	533,691.35	-	-
Region VI		1,434,000.00	-	1,434,000.00	1,434,000.00	-	-	-	1,434,000.00	343,378.44	345,945.24	689,323.68	343,378.44	230,478.96	573,857.40	-	744,676.32	-	115,466.28
PS		1,434,000.00	-	1,434,000.00	1,434,000.00	-	-	-	1,434,000.00	343,378.44	345,945.24	689,323.68	343,378.44	230,478.96	573,857.40	-	744,676.32	-	115,466.28
Region VII		1,865,000.00	-	1,865,000.00	1,865,000.00	-	-	-	1,865,000.00	446,205.73	433,625.36	879,831.09	446,205.73	433,625.36	879,831.09	-	985,168.91	-	-
PS		1,865,000.00	-	1,865,000.00	1,865,000.00	-	-	-	1,865,000.00	446,205.73	433,625.36	879,831.09	446,205.73	433,625.36	879,831.09	-	985,168.91	-	-
Region VIII		1,503,000.00	-	1,503,000.00	1,503,000.00	-	-	-	1,503,000.00	365,628.13	365,076.72	730,704.85	365,628.13	365,076.72	730,704.85	-	772,295.15	-	-
PS		1,503,000.00	-	1,503,000.00	1,503,000.00	-	-	-	1,503,000.00	365,628.13	365,076.72	730,704.85	365,628.13	365,076.72	730,704.85	-	772,295.15	-	-
Region IX		1,471,000.00	-	1,471,000.00	1,471,000.00	-	-	-	1,471,000.00	289,557.88	289,856.52	579,414.40	284,196.16	295,216.24	579,414.40	-	891,585.60	-	-
PS		1,471,000.00	-	1,471,000.00	1,471,000.00	-	-	-	1,471,000.00	289,557.88	289,856.52	579,414.40	284,196.16	295,216.24	579,414.40	-	891,585.60	-	-
Region X		1,097,000.00	-	1,097,000.00	1,097,000.00	-	-	-	1,097,000.00	275,974.56	313,620.94	589,595.50	275,974.56	304,267.54	580,242.10	-	506,004.50	-	8,753.40
PS		1,097,000.00	-	1,097,000.00	1,097,000.00	-	-	-	1,097,000.00	275,974.56	313,620.94	589,595.50	275,974.56	304,267.54	580,242.10	-	506,004.50	-	8,753.40
Region XI		1,057,000.00	-	1,057,000.00	1,057,000.00	-	-	-	1,057,000.00	229,943.04	236,444.11	466,387.15	229,943.04	236,444.11	466,387.15	-	590,612.85	-	-
PS		1,057,000.00	-	1,057,000.00	1,057,000.00	-	-	-	1,057,000.00	229,943.04	236,444.11	466,387.15	229,943.04	236,444.11	466,387.15	-	590,612.85	-	-
Region XII		1,077,000.00	-	1,077,000.00	1,077,000.00	-	-	-	1,077,000.00	224,305.92	228,525.08	452,831.00	224,305.92	228,525.08	452,831.00	-	624,169.00	-	-
PS		1,077,000.00	-	1,077,000.00	1,077,000.00	-	-	-	1,077,000.00	224,305.92	228,525.08	452,831.00	224,305.92	228,525.08	452,831.00	-	624,169.00	-	-
Region XIII		845,000.00	-	845,000.00	845,000.00	-	-	-	845,000.00	205,827.08	209,587.00	415,414.08	205,827.08	209,587.00	415,414.08	-	429,585.92	-	-
PS		845,000.00	-	845,000.00	845,000.00	-	-	-	845,000.00	205,827.08	209,587.00	415,414.08	205,827.08	209,587.00	415,414.08	-	429,585.92	-	-
TOTAL - CURRENT YEAR'S BUDGET / APPROPRIATIONS		948,816,000.00	0.00	948,816,000.00	948,816,000.00	0.00	(398,900.00)	318,000.00	954,816,000.00	172,640,417.03	270,425,438.44	443,065,855.43	168,874,344.53	213,138,566.64	382,012,911.61	94,000,000.00	416,950,144.57	-	81,052,943.92

Prepared by:

RALPHA M. MARQUEZ
Chief, Management and Budget Division
Pursuant to MARINA Special Order No. 639-22

In Coordination with:

EDEN Z. EVANGELISTA
Chief, Accounting Division

Recommending Approval:

NENITA S. ATIENZA
Director II, MFAS

Approved by:

SONIA B. MALALLIAN
Officer-in-Charge, Administrator
Pursuant to DOT Special Order No. 2022-128

STATEMENT OF APPROPRIATIONS, ALLOTMENTS, OBLIGATIONS, DISBURSEMENTS AND BALANCES
As of June 30, 2022


FAR 1
CONTINUING APPROPRIATION


Department: DEPARTMENT OF TRANSPORTATION
Agency: MARITIME INDUSTRY AUTHORITY
Operating Unit: ALL
Organizational Code: ALL
Fund Cluster: REGULAR AGENCY FUND


Particulars	USAC CODE	Appropriations			Allotments			Current Year Obligations			Current Year Disbursements			Balances					
		Authorized Appropriations	Adjustments (Transfer To/From, Modifications/ Augmentations)	Adjusted Appropriations	Allotments Received	Adjustments (Subtractions, Modifications/ Augmentations)	Transfer To	Transfer From	Adjusted Allotments	1st Quarter Ending March 31	2nd Quarter Ending June 30	TOTAL	1st Quarter Ending March 31	2nd Quarter Ending June 30	TOTAL	Unencumbered Appropriations	Unobligated Allotments	Unpaid Obligations	
																		Due and Demandable	Not Yet Due and Demandable
CONTINUING BUDGET / APPROPRIATIONS																			
MOOE		1,701,096.35	(0.00)	1,701,096.35	1,701,096.35	(0.00)	(260,855.03)	260,855.06	1,701,096.35	1,355,492.42	-	1,309,181.59	-	-	1,309,181.59	-	345,803.93	-	46,310.83
CO		4,717,000.00	-	4,717,000.00	4,717,000.00	-	-	-	4,717,000.00	-	-	-	-	-	-	-	4,717,000.00	-	-
Sub-Total, I Agency Specific Budget		7,979,719.84	(0.00)	7,979,719.84	7,979,719.84	(0.00)	(260,855.03)	260,855.06	7,979,719.84	2,916,835.12	-	2,870,524.29	-	-	2,870,524.29	-	5,062,884.72	-	46,310.83
PS		-	-	-	-	-	-	-	-	-	-	-	-	-	-	-	-	-	-
MOOE		3,262,719.84	(0.00)	3,262,719.84	3,262,719.84	(0.00)	(260,855.03)	260,855.06	3,262,719.84	2,916,835.12	-	2,870,524.29	-	-	2,870,524.29	-	345,884.72	-	46,310.83
CO		4,717,000.00	-	4,717,000.00	4,717,000.00	-	-	-	4,717,000.00	-	-	-	-	-	-	-	4,717,000.00	-	-
TOTAL - CURRENT YEAR'S BUDGET / APPROPRIATIONS		7,979,719.84	(0.00)	7,979,719.84	7,979,719.84	(0.00)	(260,855.03)	260,855.06	7,979,719.84	2,916,835.12	-	2,870,524.29	-	-	2,870,524.29	-	5,062,884.72	-	46,310.83

Prepared by:

RALPH C. BARVAEZ
Chief, Management and Budget Division
Pursuant to MARINA Special Order No. 639-22

In Coordination with:

EDWIN Z. EVANGELISTA
Chief, Accounting Division

Recommending Approval:

NENTA S. ATIENZA
Director II, MFAS

Approved by:

SENGA B. MALALUAN
Officer-in-Charge, Administrator
Pursuant to DOT Special Order No. 2022-128