

STATEMENT OF APPROPRIATIONS, ALLOTMENTS, OBLIGATIONS, DISBURSEMENTS AND BALANCES
As at the Quarter Ending September 30, 2023

Department : Department of Transportation
 Agency/Entity : Maritime Industry Authority (MARA)
 Region : ALL
 Division : ALL
 Operating Unit : ALL
 Organization Code (UACS) : ALL
 Fund Cluster : 01 - Regular Agency Fund
 (e.g. UACS Fund Cluster: 01-Regular Agency Fund, 02-Foreign Assisted Projects Fund, 03-Special Account-Locally Funded/Domestic Grants Fund, and 04-Special Account-Foreign Assisted/Foreign Grants Fund)

Current Year Appropriations
 Supplemental Appropriations
 Continuing Appropriations
 X

| Particulars | UACS CODE | Appropriations | | | | | Current Year Obligations | | | | | | | | | Current Year Disbursements | | | | Balances | | | | | |
|---|--------------|---------------------------|---|-------------------------|----------------------|--|--------------------------|---------------|----------------------------|-----------------------------|----------------------------|---------------------------------|--------------------------------|--------------|-----------------------------|----------------------------|---------------------------------|--------------------------------|-------|-----------------------------|-------------------------|-----------------------|------------------------------------|--------------|------|
| | | Authorized Appropriations | Adjustments (Transfer To/From, Modifications/ Appropriations) | Adjusted Appropriations | Allocations Received | Adjustments (Revisions, Modifications/ Appropriations) | Transfer To | Transfer From | Adjusted Total Allocations | 1st Quarter Ending March 31 | 2nd Quarter Ending June 30 | 3rd Quarter Ending September 30 | 4th Quarter Ending December 31 | TOTAL | 1st Quarter Ending March 31 | 2nd Quarter Ending June 30 | 3rd Quarter Ending September 30 | 4th Quarter Ending December 31 | TOTAL | Unencumbered Appropriations | Unobligated Allocations | Classed Disbursements | Unpaid Obligations (15-00)-(20-20) | | |
| | | 3 | 4 | 5 | 6 | 7 | 8 | 9 | 10 | 11 | 12 | 13 | 14 | 15 | 16 | 17 | 18 | 19 | 20 | 21 | 22 | 23 | 24 | | |
| I Continuing Appropriations | | 8,248,442.83 | 0.00 | 8,248,442.83 | 8,248,442.83 | 0.00 | 0.00 | 0.00 | 8,248,442.83 | 0.00 | 0.00 | 2,880,000.00 | 0.00 | 2,880,000.00 | 0.00 | 0.00 | 0.00 | 0.00 | 0.00 | 0.00 | 0.00 | 0.00 | 8,248,442.83 | 2,880,000.00 | 0.00 |
| I Agency Specific Budget | | 8,248,442.83 | 0.00 | 8,248,442.83 | 8,248,442.83 | 0.00 | 0.00 | 0.00 | 8,248,442.83 | 0.00 | 0.00 | 2,880,000.00 | 0.00 | 2,880,000.00 | 0.00 | 0.00 | 0.00 | 0.00 | 0.00 | 0.00 | 0.00 | 0.00 | 8,248,442.83 | 2,880,000.00 | 0.00 |
| General Administration and Support | | 824.78 | 0.00 | 824.78 | 824.78 | 0.00 | 0.00 | 0.00 | 824.78 | 0.00 | 0.00 | 0.00 | 0.00 | 0.00 | 0.00 | 0.00 | 0.00 | 0.00 | 0.00 | 0.00 | 0.00 | 0.00 | 824.78 | 0.00 | 0.00 |
| General Management and Supervision | 000000000000 | 824.78 | 0.00 | 824.78 | 824.78 | 0.00 | 0.00 | 0.00 | 824.78 | 0.00 | 0.00 | 0.00 | 0.00 | 0.00 | 0.00 | 0.00 | 0.00 | 0.00 | 0.00 | 0.00 | 0.00 | 0.00 | 824.78 | 0.00 | 0.00 |
| MOOE | | 824.78 | 0.00 | 824.78 | 824.78 | 0.00 | 0.00 | 0.00 | 824.78 | 0.00 | 0.00 | 0.00 | 0.00 | 0.00 | 0.00 | 0.00 | 0.00 | 0.00 | 0.00 | 0.00 | 0.00 | 0.00 | 824.78 | 0.00 | 0.00 |
| Sub-unit, General Administration and Support | | 824.78 | 0.00 | 824.78 | 824.78 | 0.00 | 0.00 | 0.00 | 824.78 | 0.00 | 0.00 | 0.00 | 0.00 | 0.00 | 0.00 | 0.00 | 0.00 | 0.00 | 0.00 | 0.00 | 0.00 | 0.00 | 824.78 | 0.00 | 0.00 |
| Pe | | 0.00 | 0.00 | 0.00 | 0.00 | 0.00 | 0.00 | 0.00 | 0.00 | 0.00 | 0.00 | 0.00 | 0.00 | 0.00 | 0.00 | 0.00 | 0.00 | 0.00 | 0.00 | 0.00 | 0.00 | 0.00 | 0.00 | 0.00 | 0.00 |
| MOOE | | 824.78 | 0.00 | 824.78 | 824.78 | 0.00 | 0.00 | 0.00 | 824.78 | 0.00 | 0.00 | 0.00 | 0.00 | 0.00 | 0.00 | 0.00 | 0.00 | 0.00 | 0.00 | 0.00 | 0.00 | 0.00 | 824.78 | 0.00 | 0.00 |
| Phc: | | 0.00 | 0.00 | 0.00 | 0.00 | 0.00 | 0.00 | 0.00 | 0.00 | 0.00 | 0.00 | 0.00 | 0.00 | 0.00 | 0.00 | 0.00 | 0.00 | 0.00 | 0.00 | 0.00 | 0.00 | 0.00 | 0.00 | 0.00 | 0.00 |
| OO | | 0.00 | 0.00 | 0.00 | 0.00 | 0.00 | 0.00 | 0.00 | 0.00 | 0.00 | 0.00 | 0.00 | 0.00 | 0.00 | 0.00 | 0.00 | 0.00 | 0.00 | 0.00 | 0.00 | 0.00 | 0.00 | 0.00 | 0.00 | 0.00 |
| Operations | | 8,247,618.07 | 0.00 | 8,247,618.07 | 8,247,618.07 | 0.00 | 0.00 | 0.00 | 8,247,618.07 | 0.00 | 0.00 | 2,880,000.00 | 0.00 | 2,880,000.00 | 0.00 | 0.00 | 0.00 | 0.00 | 0.00 | 0.00 | 0.00 | 0.00 | 8,247,618.07 | 2,880,000.00 | 0.00 |
| DO : Accessibility, safety and efficiency of maritime transport services through MARITIME INDUSTRY REGULATORY AND SUPERVISION PROCEDURE | | 8,247,618.07 | 0.00 | 8,247,618.07 | 8,247,618.07 | 0.00 | 0.00 | 0.00 | 8,247,618.07 | 0.00 | 0.00 | 2,880,000.00 | 0.00 | 2,880,000.00 | 0.00 | 0.00 | 0.00 | 0.00 | 0.00 | 0.00 | 0.00 | 0.00 | 8,247,618.07 | 2,880,000.00 | 0.00 |
| Regulation and provision of authority for ship and airports, certification and documentation for | 000000000000 | 8,247,618.07 | 0.00 | 8,247,618.07 | 8,247,618.07 | 0.00 | 0.00 | 0.00 | 8,247,618.07 | 0.00 | 0.00 | 2,880,000.00 | 0.00 | 2,880,000.00 | 0.00 | 0.00 | 0.00 | 0.00 | 0.00 | 0.00 | 0.00 | 0.00 | 8,247,618.07 | 2,880,000.00 | 0.00 |

Department : Department of Transportation
 Agency/Entity : Maritime Industry Authority (MAI/MSA)
 Region : ALL
 Division : ALL
 Operating Unit : ALL
 Organization Code (OACS) : ALL
 Fund Cluster : 01 - Regular Agency Fund

Current Year Appropriations
 Supplemental Appropriations
 Continuing Appropriations

(e.g. OACS Fund Cluster: 01-Regular Agency Fund, 02-Foreign Assisted Projects Fund, 03-Special Account-Locally Funded/Domestic Grants Fund, and 04-Special Account-Foreign Assisted/Foreign Grants Fund)


| Particulars | OACS CODE | Appropriations | | | | | Adjustments | | Adjusted Total | Current Year Obligations | | | | TOTAL | Current Year Disbursements | | | | TOTAL | Unreleased Appropriations | Balances | | Unpaid Obligations | | | |
|----------------------------------|-----------|---------------------------|---|-------------------------|----------------------|---|-------------|---------------|----------------|-----------------------------|----------------------------|---------------------------------|--------------------------------|--------------|-----------------------------|----------------------------|---------------------------------|--------------------------------|-------|---------------------------|--|--|--------------------|------|--------------|--------------|
| | | Authorized Appropriations | Adjustments (Transfer To/From, Modifications/Amendations) | Adjusted Appropriations | Adjustments Received | Adjustments (Reductions, Modifications/Amendations) | Transfer To | Transfer From | | 1st Quarter Ending March 31 | 2nd Quarter Ending June 30 | 3rd Quarter Ending September 30 | 4th Quarter Ending December 31 | | 1st Quarter Ending March 31 | 2nd Quarter Ending June 30 | 3rd Quarter Ending September 30 | 4th Quarter Ending December 31 | | | Unobligated Allotments Due and Disbursable | Unobligated Allotments Not Yet Due and Disbursable | | | | |
| 1 | 2 | 3 | 4 | 5 | 6 | 7 | 8 | 9 | 10 | 11 | 12 | 13 | 14 | 15 | 16 | 17 | 18 | 19 | 20 | 21 | 22 | 23 | 24 | 25 | 26 | |
| MOOE | | 7,888.07 | 0.00 | 7,888.07 | 7,888.07 | 0.00 | 0.00 | 0.00 | 7,888.07 | 0.00 | 0.00 | 0.00 | 0.00 | 0.00 | 0.00 | 0.00 | 0.00 | 0.00 | 0.00 | 0.00 | 0.00 | 0.00 | 7,888.07 | 0.00 | 0.00 | |
| CO | | 2,240,000.00 | 0.00 | 2,240,000.00 | 2,240,000.00 | 0.00 | 0.00 | 0.00 | 2,240,000.00 | 0.00 | 0.00 | 2,000,000.00 | 0.00 | 2,000,000.00 | 0.00 | 0.00 | 0.00 | 0.00 | 0.00 | 0.00 | 0.00 | 0.00 | 0.00 | 0.00 | 2,240,000.00 | 2,000,000.00 |
| Sub-Item: Operations | | 2,247,818.07 | 0.00 | 2,247,818.07 | 2,247,818.07 | 0.00 | 0.00 | 0.00 | 2,247,818.07 | 0.00 | 0.00 | 2,000,000.00 | 0.00 | 2,000,000.00 | 0.00 | 0.00 | 0.00 | 0.00 | 0.00 | 0.00 | 0.00 | 0.00 | 0.00 | 0.00 | 2,247,818.07 | 2,000,000.00 |
| PS | | 0.00 | 0.00 | 0.00 | 0.00 | 0.00 | 0.00 | 0.00 | 0.00 | 0.00 | 0.00 | 0.00 | 0.00 | 0.00 | 0.00 | 0.00 | 0.00 | 0.00 | 0.00 | 0.00 | 0.00 | 0.00 | 0.00 | 0.00 | 0.00 | 0.00 |
| MOOE | | 7,888.07 | 0.00 | 7,888.07 | 7,888.07 | 0.00 | 0.00 | 0.00 | 7,888.07 | 0.00 | 0.00 | 0.00 | 0.00 | 0.00 | 0.00 | 0.00 | 0.00 | 0.00 | 0.00 | 0.00 | 0.00 | 0.00 | 7,888.07 | 0.00 | 0.00 | |
| PhE | | 0.00 | 0.00 | 0.00 | 0.00 | 0.00 | 0.00 | 0.00 | 0.00 | 0.00 | 0.00 | 0.00 | 0.00 | 0.00 | 0.00 | 0.00 | 0.00 | 0.00 | 0.00 | 0.00 | 0.00 | 0.00 | 0.00 | 0.00 | 0.00 | 0.00 |
| DO | | 2,240,000.00 | 0.00 | 2,240,000.00 | 2,240,000.00 | 0.00 | 0.00 | 0.00 | 2,240,000.00 | 0.00 | 0.00 | 2,000,000.00 | 0.00 | 2,000,000.00 | 0.00 | 0.00 | 0.00 | 0.00 | 0.00 | 0.00 | 0.00 | 0.00 | 0.00 | 0.00 | 0.00 | 2,240,000.00 |
| Sub-Item: Agency Specific Budget | | 2,248,442.83 | 0.00 | 2,248,442.83 | 2,248,442.83 | 0.00 | 0.00 | 0.00 | 2,248,442.83 | 0.00 | 0.00 | 2,000,000.00 | 0.00 | 2,000,000.00 | 0.00 | 0.00 | 0.00 | 0.00 | 0.00 | 0.00 | 0.00 | 0.00 | 0.00 | 0.00 | 0.00 | 2,248,442.83 |
| PS | | 0.00 | 0.00 | 0.00 | 0.00 | 0.00 | 0.00 | 0.00 | 0.00 | 0.00 | 0.00 | 0.00 | 0.00 | 0.00 | 0.00 | 0.00 | 0.00 | 0.00 | 0.00 | 0.00 | 0.00 | 0.00 | 0.00 | 0.00 | 0.00 | 0.00 |
| MOOE | | 2,282.83 | 0.00 | 2,282.83 | 2,282.83 | 0.00 | 0.00 | 0.00 | 2,282.83 | 0.00 | 0.00 | 0.00 | 0.00 | 0.00 | 0.00 | 0.00 | 0.00 | 0.00 | 0.00 | 0.00 | 0.00 | 0.00 | 0.00 | 0.00 | 0.00 | 2,282.83 |
| PhE | | 0.00 | 0.00 | 0.00 | 0.00 | 0.00 | 0.00 | 0.00 | 0.00 | 0.00 | 0.00 | 0.00 | 0.00 | 0.00 | 0.00 | 0.00 | 0.00 | 0.00 | 0.00 | 0.00 | 0.00 | 0.00 | 0.00 | 0.00 | 0.00 | 0.00 |
| CO | | 2,240,000.00 | 0.00 | 2,240,000.00 | 2,240,000.00 | 0.00 | 0.00 | 0.00 | 2,240,000.00 | 0.00 | 0.00 | 2,000,000.00 | 0.00 | 2,000,000.00 | 0.00 | 0.00 | 0.00 | 0.00 | 0.00 | 0.00 | 0.00 | 0.00 | 0.00 | 0.00 | 0.00 | 2,240,000.00 |


Department : Department of Transportation
 Agency/Entity : Maritime Industry Authority (MARINA)
 Region : ALL
 Division : ALL
 Operating Unit : ALL
 Organization Code (UACS) : ALL
 Fund Cluster : 01 - Regular Agency Fund


Current Year Appropriations
 Supplemental Appropriations
 Continuing Appropriations

(e.g. UACS Fund Cluster: 01-Regular Agency Fund, 02-Foreign Assisted Project Fund, 03-Special Account-Locally Funded/Cosmetic Grants Fund, and 04-Special Account-Foreign Assisted/Foreign Grants Fund)

| Particulars | UACS CODE | Appropriations | | | | | | | Current Year Obligations | | | | | Current Year Disbursements | | | | Balance | | | | | | |
|--------------------------------------|-----------|---------------------------------|--|-------------------------|----------------------|--|-------------|---------------|--------------------------|-----------------------------|----------------------------|---------------------------------|--------------------------------|----------------------------|-----------------------------|----------------------------|---------------------------------|--------------------------------|-------|---------------------------|---------------------|------------------------------------|----------------------------|------|
| | | Actuals/Approved Appropriations | Adjustments (Transfer To/From, Modifications/ Augmentations) | Adjusted Appropriations | Adjustments Received | Adjustments (Reductions, Modifications/ Augmentations) | Transfer To | Transfer From | Adjusted Total | 1st Quarter Ending March 31 | 2nd Quarter Ending June 30 | 3rd Quarter Ending September 30 | 4th Quarter Ending December 31 | TOTAL | 1st Quarter Ending March 31 | 2nd Quarter Ending June 30 | 3rd Quarter Ending September 30 | 4th Quarter Ending December 31 | TOTAL | Unreleased Appropriations | Unobligated Amounts | Unpaid Obligations (14-00)-(24-00) | | |
| | | | | | | | | | | | | | | | | | | | | | | Due and Demandable | Not Yet Due and Demandable | |
| GRAND TOTAL | | 3,248,442.00 | 0.00 | 3,248,442.00 | 3,248,442.00 | 0.00 | 0.00 | 3,248,442.00 | 0.00 | 0.00 | 2,880,000.00 | 0.00 | 2,880,000.00 | 0.00 | 0.00 | 0.00 | 0.00 | 0.00 | 0.00 | 4.00 | 0.00 | 3,247,818.02 | 2,880,000.00 | 0.00 |
| PI | | 0.00 | 0.00 | 0.00 | 0.00 | 0.00 | 0.00 | 0.00 | 0.00 | 0.00 | 0.00 | 0.00 | 0.00 | 0.00 | 0.00 | 0.00 | 0.00 | 0.00 | 0.00 | 0.00 | 0.00 | 0.00 | 0.00 | 0.00 |
| MOOE | | 1,382.00 | 0.00 | 1,382.00 | 1,382.00 | 0.00 | 0.00 | 1,382.00 | 0.00 | 0.00 | 0.00 | 0.00 | 0.00 | 0.00 | 0.00 | 0.00 | 0.00 | 0.00 | 0.00 | 0.00 | 0.00 | 0.00 | 0.00 | 0.00 |
| PMEX | | 0.00 | 0.00 | 0.00 | 0.00 | 0.00 | 0.00 | 0.00 | 0.00 | 0.00 | 0.00 | 0.00 | 0.00 | 0.00 | 0.00 | 0.00 | 0.00 | 0.00 | 0.00 | 0.00 | 0.00 | 0.00 | 0.00 | 0.00 |
| CO | | 1,248,880.00 | 0.00 | 1,248,880.00 | 1,248,880.00 | 0.00 | 0.00 | 1,248,880.00 | 0.00 | 0.00 | 2,880,000.00 | 0.00 | 2,880,000.00 | 0.00 | 0.00 | 0.00 | 0.00 | 0.00 | 0.00 | 0.00 | 0.00 | 0.00 | 0.00 | 0.00 |
| Recapitulation by OO: | | | | | | | | | | | | | | | | | | | | | | | | |
| 1. Agency Specific Budget | | 3,247,818.07 | 0.00 | 3,247,818.07 | 3,247,818.07 | 0.00 | 0.00 | 3,247,818.07 | 0.00 | 0.00 | 2,880,000.00 | 0.00 | 2,880,000.00 | 0.00 | 0.00 | 0.00 | 0.00 | 0.00 | 0.00 | 4.00 | 0.00 | 3,247,818.07 | 2,880,000.00 | 0.00 |
| Maritime Industry Authority (MARINA) | | 3,247,818.07 | 0.00 | 3,247,818.07 | 3,247,818.07 | 0.00 | 0.00 | 3,247,818.07 | 0.00 | 0.00 | 2,880,000.00 | 0.00 | 2,880,000.00 | 0.00 | 0.00 | 0.00 | 0.00 | 0.00 | 0.00 | 4.00 | 0.00 | 3,247,818.07 | 2,880,000.00 | 0.00 |

Prepared by: 
 ADY. MARYVIC S. CAMACHO
 Chief, Budget Division
 Date: 9

In Coordination with:

 EREN Z. EVANGELISTA
 Chief, Accounting Division
 Date:

Recommending Approval:

 HERITA B. ATIENZA
 Director I, MFAS
 Date:

Approved By:

 ALVIN BERNAN
 Administrator
 Date:

