

MONTHLY REPORT OF DISBURSEMENTS  
For the month of September 2023

Department: Department of Transportation  
Agency/Entity: Maritime Industry Authority (MARINA)  
Region: ALL  
Division: ALL  
Operating Unit: ALL  
Fund Cluster: 01 - Regular Agency Fund

(e.g. UACS Fund Cluster: 01-Regular Agency Fund, 02-Foreign Assisted Projects Fund, 03-Special Account-Locally Funded/Domestic Grants Fund, etc.)

Table with columns for Particulars, PS, MOOE, PwEs, CO, TOTAL, and various fiscal year categories. Includes sub-totals for CASH and NON-CASH disbursements, and a GRAND TOTAL.

SUMMARY table with columns: Particulars, Previous Report, This Month, As of Date. Lists total disbursement authorities received, less actual disbursements, and balance of disbursement authorities as of date.

Notes: - The use of NTA is discouraged.  
Notes: - Amounts should tally with the grand total statement (column 27).

Certified Correct:  
EDEN Z. EVANGELISTA  
Chief Accountant

Recommending Approval:  
NERIPAS. ATIENZA  
Director II, MFAS

Approved  
ATTY. BERNANI N. ABILA  
Administrator

MONTHLY REPORT OF DISBURSEMENTS  
For the month of September 2023

Department: Department of Transportation  
Agency/Entity: Maritime Industry Authority (MARINA)  
Region: ALL  
Division: ALL  
Operating Unit: ALL  
Fund Cluster: 01 - Special Account - Locally Funded/Domestic Grants Fund  
(e.g. UACS Fund Cluster: 01-Regular Agency Fund, 02-Foreign Assisted Projects Fund, 03-Special Account Locally Funded/Domestic Grants Fund, etc.)

Table with 28 columns: Particulars, PS, MOOE, FINES, CO, TOTAL (00=0-0-0), PS, MOOE, FINES, CO, Sub-Totals, PS, MOOE, FINES, CO, Sub-Totals, TOTAL, SUB-TOTAL, PS, MOOE, CO, TOTAL, PS, MOOE, FINES, CO, TOTAL. Rows include CASH DISBURSEMENTS (Notice of Cash Allocation, MOE Checks, Advice to Debt Account, Working Fund for FAPs, Case Disbursement Calling (CDC)), NON-CASH DISBURSEMENTS (Tax Remittance, Non-Cash Advances, Disbursements affecting through outright deductions, etc.), and GRAND TOTAL.

SUMMARY

Summary table with 4 columns: Particulars, Previous Report, This Month, As at Date. Rows include Total Disbursement Authorized Available, Less: Notice of Transfer of Allocations (NTA) issued, Total Disbursement Authorized Available, Less: Lapsed NCA, Disbursements, Less: Other Non-Cash Disbursements, Balance of Disbursement's Authorities as at date, Total Disbursements Program, Less: Actual Disbursements, Over/Under spending.

Notes: \* The use of NTA is discouraged  
Notes: \*\* Amounts should tally with the grand total disbursement (column 27).

Certified Correct:  
  
EDEN Z. EVANGELISTA  
Chief Accountant

Recommending Approval:  
  
NENITA S. ATIENZA  
Director II, MFAS

Approved  
  
ATTY. HERNAN N. FABIA  
Administrator

MONTHLY REPORT OF DISBURSEMENTS  
For the month of August 2023

Department: Department of Transportation  
Agency/Entity: Maritime Industry Authority (MARINA)  
Region: ALL  
Division: ALL  
Operating Unit: ALL  
Fund Cluster: 01 - Regular Agency Fund

(e.g. UACS Fund Cluster: 01-Regular Agency Fund, 02-Foreign Assisted Projects Fund, 03-Special Account-Locally Funded/Domestic Grants Fund, etc.)

Table with 25 columns: Particulars, Current Year Budget (PS, MOOE, PMDC, CO, TOTAL), Prior Year's Accounts Payable (PS, MOOE, PMDC, CO, Sub-Total, TOTAL), Current Year's Accounts Payable (PS, MOOE, PMDC, CO, Sub-Total, TOTAL), SUB-TOTAL, Trust Liabilities (PS, MOOE, CO, TOTAL), Grand Total (PS, MOOE, PMDC, CO, TOTAL), Remarks.

SUMMARY Table with 5 columns: Particulars, Previous Report, This Month, As of Date.

Certified Correct: EDEN Z. EVANGELISTA, Chief Accountant

Recommending: NENITA S. ATIENZA, Director II, MFAS

Approved: HERNANI N. FABIA, Administrator

**MONTHLY REPORT OF DISBURSEMENTS**  
For the month of August 2023

Department: Department of Transportation  
 Agency/Entity: Maritime Industry Authority (MARINA)  
 Region: ALL  
 Division: ALL  
 Operating Unit: ALL  
 Fund Cluster: **83 - Special Account - Locally Funded/Domestic Grants Fund**  
 (e.g. UMCS Fund Cluster: 81-Regulate Agency Fund, 82-Foreign Assisted Projects Fund, 83-Special Account- Locally Funded/Domestic Grants Fund, etc.)

Particulars	Current Year Budget				Prior Year's Accounts Payable				Current Year's Accounts Payable				Year-to-Date				Year-to-Date				Grand Total	Remarks			
	PS	MOOE	Prinls	OO	TOTAL	PS	MOOE	Prinls	OO	TOTAL	PS	MOOE	Prinls	OO	TOTAL	PS	MOOE	Prinls	OO	TOTAL					
CASH DISBURSEMENTS	0.00	0.00	0.00	0.00	0.00	0.00	86,577.96	0.00	0.00	86,577.96	0.00	0.00	0.00	0.00	0.00	86,577.96	86,577.96	0.00	0.00	0.00	0.00	0.00	86,577.96		
Notice of Cash Allocation (NCA)	0.00	0.00	0.00	0.00	0.00	0.00	86,577.96	0.00	0.00	86,577.96	0.00	0.00	0.00	0.00	0.00	86,577.96	86,577.96	0.00	0.00	0.00	0.00	0.00	0.00	86,577.96	
MOE Checks Issued	0.00	0.00	0.00	0.00	0.00	0.00	86,577.96	0.00	0.00	86,577.96	0.00	0.00	0.00	0.00	0.00	86,577.96	86,577.96	0.00	0.00	0.00	0.00	0.00	0.00	86,577.96	
Advice to Debit Account	0.00	0.00	0.00	0.00	0.00	0.00	0.00	0.00	0.00	0.00	0.00	0.00	0.00	0.00	0.00	0.00	0.00	0.00	0.00	0.00	0.00	0.00	0.00	0.00	0.00
Notice of Transfer Allocations (NTA)	0.00	0.00	0.00	0.00	0.00	0.00	0.00	0.00	0.00	0.00	0.00	0.00	0.00	0.00	0.00	0.00	0.00	0.00	0.00	0.00	0.00	0.00	0.00	0.00	0.00
MOE Checks Issued	0.00	0.00	0.00	0.00	0.00	0.00	0.00	0.00	0.00	0.00	0.00	0.00	0.00	0.00	0.00	0.00	0.00	0.00	0.00	0.00	0.00	0.00	0.00	0.00	0.00
Advice to Debit Account	0.00	0.00	0.00	0.00	0.00	0.00	0.00	0.00	0.00	0.00	0.00	0.00	0.00	0.00	0.00	0.00	0.00	0.00	0.00	0.00	0.00	0.00	0.00	0.00	0.00
Working Fund for FAs	0.00	0.00	0.00	0.00	0.00	0.00	0.00	0.00	0.00	0.00	0.00	0.00	0.00	0.00	0.00	0.00	0.00	0.00	0.00	0.00	0.00	0.00	0.00	0.00	0.00
Cash Disbursement Voucher (CDC)	0.00	0.00	0.00	0.00	0.00	0.00	0.00	0.00	0.00	0.00	0.00	0.00	0.00	0.00	0.00	0.00	0.00	0.00	0.00	0.00	0.00	0.00	0.00	0.00	0.00
<b>TOTAL CASH DISBURSEMENTS</b>	<b>0.00</b>	<b>0.00</b>	<b>0.00</b>	<b>0.00</b>	<b>0.00</b>	<b>0.00</b>	<b>86,577.96</b>	<b>0.00</b>	<b>0.00</b>	<b>86,577.96</b>	<b>0.00</b>	<b>0.00</b>	<b>0.00</b>	<b>0.00</b>	<b>0.00</b>	<b>86,577.96</b>	<b>86,577.96</b>	<b>0.00</b>	<b>0.00</b>	<b>0.00</b>	<b>0.00</b>	<b>0.00</b>	<b>0.00</b>	<b>0.00</b>	<b>86,577.96</b>
NON-CASH DISBURSEMENTS	0.00	0.00	0.00	0.00	0.00	0.00	0.00	0.00	0.00	0.00	0.00	0.00	0.00	0.00	0.00	0.00	0.00	0.00	0.00	0.00	0.00	0.00	0.00	0.00	0.00
1st Remittance Advice Issued (TRA)	0.00	0.00	0.00	0.00	0.00	0.00	0.00	0.00	0.00	0.00	0.00	0.00	0.00	0.00	0.00	0.00	0.00	0.00	0.00	0.00	0.00	0.00	0.00	0.00	0.00
Non-Cash Disbursement Authority (NCDA)	0.00	0.00	0.00	0.00	0.00	0.00	0.00	0.00	0.00	0.00	0.00	0.00	0.00	0.00	0.00	0.00	0.00	0.00	0.00	0.00	0.00	0.00	0.00	0.00	0.00
Disbursements effected through outright deductions from claims (including from claims, please specify)	0.00	0.00	0.00	0.00	0.00	0.00	0.00	0.00	0.00	0.00	0.00	0.00	0.00	0.00	0.00	0.00	0.00	0.00	0.00	0.00	0.00	0.00	0.00	0.00	0.00
Overpayment of receivable (e.g. personal benefits)	0.00	0.00	0.00	0.00	0.00	0.00	0.00	0.00	0.00	0.00	0.00	0.00	0.00	0.00	0.00	0.00	0.00	0.00	0.00	0.00	0.00	0.00	0.00	0.00	0.00
Retention for loss of government property	0.00	0.00	0.00	0.00	0.00	0.00	0.00	0.00	0.00	0.00	0.00	0.00	0.00	0.00	0.00	0.00	0.00	0.00	0.00	0.00	0.00	0.00	0.00	0.00	0.00
Liquidated damages and similar claims	0.00	0.00	0.00	0.00	0.00	0.00	0.00	0.00	0.00	0.00	0.00	0.00	0.00	0.00	0.00	0.00	0.00	0.00	0.00	0.00	0.00	0.00	0.00	0.00	0.00
Others (e.g. TEF, ST, Docs Stamp, etc.)	0.00	0.00	0.00	0.00	0.00	0.00	0.00	0.00	0.00	0.00	0.00	0.00	0.00	0.00	0.00	0.00	0.00	0.00	0.00	0.00	0.00	0.00	0.00	0.00	0.00
<b>TOTAL NON-CASH DISBURSEMENTS</b>	<b>0.00</b>	<b>0.00</b>	<b>0.00</b>	<b>0.00</b>	<b>0.00</b>	<b>0.00</b>	<b>0.00</b>	<b>0.00</b>	<b>0.00</b>	<b>0.00</b>	<b>0.00</b>	<b>0.00</b>	<b>0.00</b>	<b>0.00</b>	<b>0.00</b>	<b>0.00</b>	<b>0.00</b>	<b>0.00</b>	<b>0.00</b>	<b>0.00</b>	<b>0.00</b>	<b>0.00</b>	<b>0.00</b>	<b>0.00</b>	<b>0.00</b>
<b>GRAND TOTAL</b>	<b>0.00</b>	<b>0.00</b>	<b>0.00</b>	<b>0.00</b>	<b>0.00</b>	<b>0.00</b>	<b>86,577.96</b>	<b>0.00</b>	<b>0.00</b>	<b>86,577.96</b>	<b>0.00</b>	<b>0.00</b>	<b>0.00</b>	<b>0.00</b>	<b>0.00</b>	<b>86,577.96</b>	<b>86,577.96</b>	<b>0.00</b>	<b>0.00</b>	<b>0.00</b>	<b>0.00</b>	<b>0.00</b>	<b>0.00</b>	<b>0.00</b>	<b>86,577.96</b>

Particulars	Previous Report	This Month	As of Date
(1)	(2)	(3)	(4)
Total Disbursement Authorities Received	18,928,477.00	0.00	18,928,477.00
NCA	17,803,477.00	0.00	17,803,477.00
NTA	0.00	0.00	0.00
Working Fund	0.00	0.00	0.00
TRA	1,125,000.00	0.00	1,125,000.00
CDC	0.00	0.00	0.00
NCDA	0.00	0.00	0.00
Less: Notice of Transfer of Allocations (NTA) issued	0.00	0.00	0.00
Total Disbursement Authorities Available	18,928,477.00	0.00	18,928,477.00
Less:			
Expired NCA	0.00	0.00	0.00
Disbursements	18,760,369.19	86,577.96	18,846,947.15
Less Other Non-Cash Disbursements	0.00	0.00	0.00
Disbursements effected through outright deductions from claims	0.00	0.00	0.00
Overpayment of receivable (e.g. personal benefits)	0.00	0.00	0.00
Retention for loss of government property	0.00	0.00	0.00
Liquidated damages and similar claims	0.00	0.00	0.00
Others (e.g. TEF, ST, Docs Stamp, etc.)	0.00	0.00	0.00
Add/Less Adjustments (e.g. cancelled/retired checks)	0.00	0.00	0.00
Balance of Disbursement Authorities as of date	136,077.35	(86,577.96)	69,499.39
Total Disbursements Program	18,928,477.00	0.00	18,928,477.00
Less: Actual Disbursements	18,760,369.65	86,577.96	18,846,947.61
Over/Under spending	136,077.35	(86,577.96)	69,499.39

Note: 1. The use of NTA is discouraged.  
 Note: 2. Amounts should tally with the grand total disbursement (column 27).

Certified Correct:  
  
 EDEN Z. EVANGELISTA  
 Chief Accountant

Recommending Approval:  
  
 NENITA S. ATIENZA  
 Director II, MFAS

Approved:  
  
 ATTY. BERNAMI N. FULSIA  
 Administrator

MONTHLY REPORT OF DISBURSEMENTS  
For the month of July 2023

FAF No. 4

Department: Department of Transportation  
Agency/Entity: Maritime Industry Authority (MARINA)  
Region: ALL  
Division: ALL  
Operating Unit: ALL  
Fund Cluster: 01 - Regular Agency Fund

01 - Regular Agency Fund, 02-Foreign Assisted Projects Fund, 03-Special Account-Locally Funded/Domestic Grants Fund, etc.)  
(e.g. UACS Fund Cluster: 01-Regular Agency Fund, 02-Foreign Assisted Projects Fund, 03-Special Account-Locally Funded/Domestic Grants Fund, etc.)

Particulars	Current Year Budget					Prior Year's Budget					Current Year's Accounts Payable					Prior Year's Accounts Payable					Total Disbursements					Grand Total				
	PS	MOOE	PAEs	CO	TOTAL	PS	MOOE	PAEs	CO	TOTAL	PS	MOOE	PAEs	CO	TOTAL	PS	MOOE	PAEs	CO	TOTAL	PS	MOOE	PAEs	CO	TOTAL	Remarks				
CASH DISBURSEMENTS	45,842,744.52	31,746,475.05	0.00	0.00	77,589,219.57	0.00	15,625.00	0.00	0.00	15,625.00	0.00	0.00	0.00	0.00	15,625.00	0.00	0.00	0.00	0.00	15,625.00	0.00	0.00	0.00	0.00	15,625.00	77,404,844.57				
Notice of Cash Allocations (NCA)	45,842,744.52	31,746,475.05	0.00	0.00	77,589,219.57	0.00	15,625.00	0.00	0.00	15,625.00	0.00	0.00	0.00	0.00	15,625.00	0.00	0.00	0.00	0.00	15,625.00	0.00	0.00	0.00	0.00	15,625.00	77,404,844.57				
MOS Checks Issued	11,829,596.95	7,488,798.22	0.00	0.00	19,318,395.17	0.00	0.00	0.00	0.00	0.00	0.00	0.00	0.00	0.00	0.00	0.00	0.00	0.00	0.00	0.00	0.00	0.00	0.00	0.00	0.00	19,318,395.17				
Advice to Debt Account	33,813,147.57	24,257,768.83	0.00	0.00	58,070,916.40	0.00	15,625.00	0.00	0.00	15,625.00	0.00	0.00	0.00	0.00	0.00	0.00	0.00	0.00	0.00	0.00	0.00	0.00	0.00	0.00	0.00	58,086,539.40				
Notice of Transfer Allocations (NTA)	0.00	0.00	0.00	0.00	0.00	0.00	0.00	0.00	0.00	0.00	0.00	0.00	0.00	0.00	0.00	0.00	0.00	0.00	0.00	0.00	0.00	0.00	0.00	0.00	0.00	0.00	0.00			
MOS Checks Issued	0.00	0.00	0.00	0.00	0.00	0.00	0.00	0.00	0.00	0.00	0.00	0.00	0.00	0.00	0.00	0.00	0.00	0.00	0.00	0.00	0.00	0.00	0.00	0.00	0.00	0.00	0.00			
Advice to Debt Account	0.00	0.00	0.00	0.00	0.00	0.00	0.00	0.00	0.00	0.00	0.00	0.00	0.00	0.00	0.00	0.00	0.00	0.00	0.00	0.00	0.00	0.00	0.00	0.00	0.00	0.00	0.00			
Working Fund for FAFs	0.00	0.00	0.00	0.00	0.00	0.00	0.00	0.00	0.00	0.00	0.00	0.00	0.00	0.00	0.00	0.00	0.00	0.00	0.00	0.00	0.00	0.00	0.00	0.00	0.00	0.00	0.00			
Cash Disbursement Outlay (CDO)	0.00	0.00	0.00	0.00	0.00	0.00	0.00	0.00	0.00	0.00	0.00	0.00	0.00	0.00	0.00	0.00	0.00	0.00	0.00	0.00	0.00	0.00	0.00	0.00	0.00	0.00	0.00			
TOTAL CASH DISBURSEMENTS	45,842,744.52	31,746,475.05	0.00	0.00	77,589,219.57	0.00	15,625.00	0.00	0.00	15,625.00	0.00	0.00	0.00	0.00	15,625.00	0.00	0.00	0.00	0.00	15,625.00	0.00	0.00	0.00	0.00	15,625.00	77,404,844.57				
NON-CASH DISBURSEMENTS	3,975,955.00	1,105,198.43	0.00	0.00	5,081,153.43	0.00	1,041.67	0.00	0.00	1,041.67	0.00	0.00	0.00	0.00	1,041.67	0.00	0.00	0.00	0.00	1,041.67	0.00	0.00	0.00	0.00	1,041.67	5,082,195.70				
Tax Resubmission Advances Issued (TRA)	3,975,955.00	1,105,198.43	0.00	0.00	5,081,153.43	0.00	1,041.67	0.00	0.00	1,041.67	0.00	0.00	0.00	0.00	1,041.67	0.00	0.00	0.00	0.00	1,041.67	0.00	0.00	0.00	0.00	1,041.67	5,082,195.70				
Non-Cash Advances/Authority (NCA)	0.00	0.00	0.00	0.00	0.00	0.00	0.00	0.00	0.00	0.00	0.00	0.00	0.00	0.00	0.00	0.00	0.00	0.00	0.00	0.00	0.00	0.00	0.00	0.00	0.00	0.00	0.00			
Disbursements affected through outright deductions from claims (general security)	0.00	0.00	0.00	0.00	0.00	0.00	0.00	0.00	0.00	0.00	0.00	0.00	0.00	0.00	0.00	0.00	0.00	0.00	0.00	0.00	0.00	0.00	0.00	0.00	0.00	0.00	0.00			
Overpayment of expenses (e.g. personal benefits)	0.00	0.00	0.00	0.00	0.00	0.00	0.00	0.00	0.00	0.00	0.00	0.00	0.00	0.00	0.00	0.00	0.00	0.00	0.00	0.00	0.00	0.00	0.00	0.00	0.00	0.00	0.00			
Restriction for loss of government property	0.00	0.00	0.00	0.00	0.00	0.00	0.00	0.00	0.00	0.00	0.00	0.00	0.00	0.00	0.00	0.00	0.00	0.00	0.00	0.00	0.00	0.00	0.00	0.00	0.00	0.00	0.00			
Liquidated damages and similar claims	0.00	0.00	0.00	0.00	0.00	0.00	0.00	0.00	0.00	0.00	0.00	0.00	0.00	0.00	0.00	0.00	0.00	0.00	0.00	0.00	0.00	0.00	0.00	0.00	0.00	0.00	0.00			
Others (e.g. TEF, BIC, Data Stamp, etc.)	0.00	0.00	0.00	0.00	0.00	0.00	0.00	0.00	0.00	0.00	0.00	0.00	0.00	0.00	0.00	0.00	0.00	0.00	0.00	0.00	0.00	0.00	0.00	0.00	0.00	0.00	0.00			
TOTAL NON-CASH DISBURSEMENTS	3,975,955.00	1,105,198.43	0.00	0.00	5,081,153.43	0.00	1,041.67	0.00	0.00	1,041.67	0.00	0.00	0.00	0.00	1,041.67	0.00	0.00	0.00	0.00	1,041.67	0.00	0.00	0.00	0.00	1,041.67	5,082,195.70				
GRAND TOTAL	49,818,700.12	32,851,673.48	0.00	0.00	82,670,373.60	0.00	16,666.67	0.00	0.00	16,666.67	0.00	0.00	0.00	0.00	16,666.67	0.00	0.00	0.00	0.00	16,666.67	0.00	0.00	0.00	0.00	16,666.67	82,487,040.27				

Particulars	Previous Report	This Month	As at Date
Total Disbursement Authorities Received	487,164,651.97	83,284,060.85	570,448,712.82
NCA	453,309,433.89	59,809,310.00	513,118,743.89
NTA	4,724,823.18	92,400.00	4,817,223.18
Working Fund	0.00	0.00	0.00
TRA	29,130,394.92	4,083,250.85	33,213,645.77
CDC	0.00	0.00	0.00
NCAA	0.00	0.00	0.00
Less: Notice of Transfer of Allocations (NTA) issued	5,794,830.74	92,400.00	5,887,230.74
Total Disbursement Authorities Available	481,369,821.23	83,191,660.85	564,561,482.08
Less:	0.00	0.00	0.00
Lapsed NCA	22,520.32	0.00	22,520.32
Disbursements	479,362,383.92	81,585,842.08	560,948,225.99
Less: Other Non-Cash Disbursements	0.00	0.00	0.00
Disbursements affected through outright deductions from claims	0.00	0.00	0.00
Overpayment of expenses (e.g. personal benefits)	0.00	0.00	0.00
Restriction for loss of government property	0.00	0.00	0.00
Liquidated damages and similar claims	0.00	0.00	0.00
Others (e.g. TEF, BIC, Data Stamp, etc.)	0.00	0.00	0.00
ADD: Less: Adjustments (e.g. consolidated/related checks)	12,591.56	0.00	12,591.56
Balance of Disbursement Authorities as at date	1,977,509.55	2,305,718.59	4,283,228.14
Total Disbursements Program	481,382,412.79	81,585,842.08	562,968,254.87
Less: Actual Disbursements	481,381,908.29	81,585,842.08	562,967,746.36
Over/Under spending	504.50	2,305,718.59	2,307,223.09

Notes: \* The use of NTA is discouraged  
Notes: \*\* Amounts should tally with the grand total disbursement (column 27)

Certified Correct:  
  
EDEN Z. EVANGELISTA  
Chief Accountant

Recommending Approval:  
  
NERITA S. ATIENZA  
Director II, MFAS

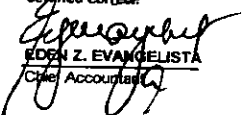
Approved:  
  
ATTY. HERNANI N. FABIA  
Administrator

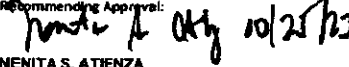
**MONTHLY REPORT OF DISBURSEMENTS**  
For the month of July 2023


Department: Department of Transportation  
 Agency/Entity: Maritime Industry Authority (MARINA)  
 Region: ALL  
 Division: ALL  
 Operating Unit: ALL  
 Fund Cluster: 83 - Special Account - Locally Funded/Domestic Grants Fund  
 (e.g. UMCS Fund Cluster: 81-Regular Agency Fund, 82-Foreign Assisted Projects Fund, 83-Special Account-Locally Funded/Domestic Grants Fund, etc.)

Particulars	Current Year Budget				Prior Year's Accounts Payable				Current Year's Accounts Payable				Total				Grand Total	Remarks								
	PS	MOOE	PIVEs	CO	PS	MOOE	PIVEs	CO	PS	MOOE	PIVEs	CO	PS	MOOE	PIVEs	CO										
<b>CASH DISBURSEMENTS</b>	0.00	0.00	0.00	0.00	0.00	8,588,982.85	0.00	0.00	8,588,982.85	0.00	0.00	0.00	0.00	8,588,982.85	8,588,982.85	0.00	0.00	0.00	0.00	8,588,982.85	0.00	0.00	8,588,982.85			
Notice of Cash Allocation (NCA)	0.00	0.00	0.00	0.00	0.00	8,588,982.85	0.00	0.00	8,588,982.85	0.00	0.00	0.00	0.00	8,588,982.85	8,588,982.85	0.00	0.00	0.00	0.00	8,588,982.85	0.00	0.00	8,588,982.85			
MOR Checks Issued	0.00	0.00	0.00	0.00	0.00	0.00	0.00	0.00	0.00	0.00	0.00	0.00	0.00	0.00	0.00	0.00	0.00	0.00	0.00	0.00	0.00	0.00	0.00	0.00	0.00	
Advice to Cash Account	0.00	0.00	0.00	0.00	0.00	0.00	0.00	0.00	0.00	0.00	0.00	0.00	0.00	0.00	0.00	0.00	0.00	0.00	0.00	0.00	0.00	0.00	0.00	0.00	0.00	
Notice of Transfer Allocations (NTA)	0.00	0.00	0.00	0.00	0.00	8,588,982.85	0.00	0.00	8,588,982.85	0.00	0.00	0.00	0.00	8,588,982.85	8,588,982.85	0.00	0.00	0.00	0.00	8,588,982.85	0.00	0.00	8,588,982.85			
MOR Checks Issued	0.00	0.00	0.00	0.00	0.00	0.00	0.00	0.00	0.00	0.00	0.00	0.00	0.00	0.00	0.00	0.00	0.00	0.00	0.00	0.00	0.00	0.00	0.00	0.00	0.00	
Advice to Cash Account	0.00	0.00	0.00	0.00	0.00	0.00	0.00	0.00	0.00	0.00	0.00	0.00	0.00	0.00	0.00	0.00	0.00	0.00	0.00	0.00	0.00	0.00	0.00	0.00	0.00	
Working Fund for FAPs	0.00	0.00	0.00	0.00	0.00	0.00	0.00	0.00	0.00	0.00	0.00	0.00	0.00	0.00	0.00	0.00	0.00	0.00	0.00	0.00	0.00	0.00	0.00	0.00	0.00	
Cash Disbursement Voucher (CDV)	0.00	0.00	0.00	0.00	0.00	0.00	0.00	0.00	0.00	0.00	0.00	0.00	0.00	0.00	0.00	0.00	0.00	0.00	0.00	0.00	0.00	0.00	0.00	0.00	0.00	
<b>TOTAL CASH DISBURSEMENTS</b>	0.00	0.00	0.00	0.00	0.00	8,588,982.85	0.00	0.00	8,588,982.85	0.00	0.00	0.00	0.00	8,588,982.85	8,588,982.85	0.00	0.00	0.00	0.00	8,588,982.85	0.00	0.00	8,588,982.85			
<b>NON-CASH DISBURSEMENTS</b>	0.00	0.00	0.00	0.00	0.00	562,500.00	0.00	0.00	562,500.00	0.00	0.00	0.00	0.00	562,500.00	562,500.00	0.00	0.00	0.00	0.00	562,500.00	0.00	0.00	562,500.00			
Tax Reimbursements/Advance Refund (TRAR)	0.00	0.00	0.00	0.00	0.00	562,500.00	0.00	0.00	562,500.00	0.00	0.00	0.00	0.00	562,500.00	562,500.00	0.00	0.00	0.00	0.00	562,500.00	0.00	0.00	562,500.00			
Non-Cash Available Authority (NCAA)	0.00	0.00	0.00	0.00	0.00	0.00	0.00	0.00	0.00	0.00	0.00	0.00	0.00	0.00	0.00	0.00	0.00	0.00	0.00	0.00	0.00	0.00	0.00	0.00	0.00	
Disbursements allocated through outright disbursements (e.g. salaries, etc.)	0.00	0.00	0.00	0.00	0.00	0.00	0.00	0.00	0.00	0.00	0.00	0.00	0.00	0.00	0.00	0.00	0.00	0.00	0.00	0.00	0.00	0.00	0.00	0.00	0.00	
Overpayment of expenses (e.g. personnel benefits)	0.00	0.00	0.00	0.00	0.00	0.00	0.00	0.00	0.00	0.00	0.00	0.00	0.00	0.00	0.00	0.00	0.00	0.00	0.00	0.00	0.00	0.00	0.00	0.00	0.00	
Reimbursement for loss of government property	0.00	0.00	0.00	0.00	0.00	0.00	0.00	0.00	0.00	0.00	0.00	0.00	0.00	0.00	0.00	0.00	0.00	0.00	0.00	0.00	0.00	0.00	0.00	0.00	0.00	
Liquidated damages and similar claims	0.00	0.00	0.00	0.00	0.00	0.00	0.00	0.00	0.00	0.00	0.00	0.00	0.00	0.00	0.00	0.00	0.00	0.00	0.00	0.00	0.00	0.00	0.00	0.00	0.00	
Others (e.g. TEF, BT, Disc Stamp, etc.)	0.00	0.00	0.00	0.00	0.00	0.00	0.00	0.00	0.00	0.00	0.00	0.00	0.00	0.00	0.00	0.00	0.00	0.00	0.00	0.00	0.00	0.00	0.00	0.00	0.00	
<b>TOTAL NON-CASH DISBURSEMENTS</b>	0.00	0.00	0.00	0.00	0.00	562,500.00	0.00	0.00	562,500.00	0.00	0.00	0.00	0.00	562,500.00	562,500.00	0.00	0.00	0.00	0.00	562,500.00	0.00	0.00	562,500.00			
<b>GRAND TOTAL</b>	0.00	0.00	0.00	0.00	0.00	9,151,482.85	0.00	0.00	9,151,482.85	0.00	0.00	0.00	0.00	9,151,482.85	9,151,482.85	0.00	0.00	0.00	0.00	9,151,482.85	0.00	0.00	9,151,482.85			

Particulars	Particulars Report			As of Date		
	PS	MOOE	PIVEs	PS	MOOE	PIVEs
Total Disbursement Authorities Received	9,638,917.00	2,280,500.00	18,928,477.00			
NCA	9,078,417.00	4,727,000.00	17,803,477.00			
NCA	0.00	0.00	0.00			
Working Fund	562,500.00	562,500.00	1,125,000.00			
NCA	0.00	0.00	0.00			
Less: Notice of Transfer of Allocations (NTA) issued	0.00	0.00	0.00			
Free Disbursement Authorities Available	9,638,917.00	2,280,500.00	18,928,477.00			
Less:	0.00	0.00	0.00			
Less: NCA	0.46	0.00	0.46			
Disbursements	9,638,916.54	2,151,482.85	18,790,399.19			
Less: Other Non-Cash Disbursements	0.00	0.00	0.00			
Disbursements allocated through outright disbursements from source	0.00	0.00	0.00			
Overpayment of expenses (e.g. personnel benefits)	0.00	0.00	0.00			
Reimbursement for loss of government property	0.00	0.00	0.00			
Liquidated damages and similar claims	0.00	0.00	0.00			
Others (e.g. TEF, BT, Disc Stamp, etc.)	0.00	0.00	0.00			
Adjustment (e.g. cancelled/voided checks)	0.00	0.00	0.00			
Balance of Disbursement Authorities as at date	0.00	138,077.35	138,077.35			
Total Disbursements Program	9,638,917.00	2,280,500.00	18,928,477.00			
Less: Actual Disbursements	9,638,917.00	2,151,482.85	18,790,399.19			
Over/Under spending	0.00	138,077.35	138,077.35			

Certified Correct:  
  
**EDEN Z. EVANGELISTA**  
 Chief Accountant

Recommending Approval:  
  
**NENITA S. ATIENZA**  
 Director II, MFAS

Approved:  
  
**ATTY. HERNANI N. ABIA**  
 Administrator