


QUARTERLY REPORT OF REVENUE AND OTHER RECEIPTS


As at the Quarter Ending September 30, 2023

Department : Department of Transportation
 Agency/Entity : Maritime Industry Authority (MARINA)
 Region : ALL
 Division : ALL
 Operating Unit : ALL
 Fund Cluster : 01 - Regular Agency Fund

(e.g. UACS Fund Cluster: 01-Regular Agency Fund, 02-Foreign Assisted Projects Fund, 03-Special Account-Locally Funded/ Domestic Grants Fund, 04-Special Account-Foreign Assisted/Foreign Grants Fund, 05-Internally Generated Funds, 06-Business Related Funds and 07-Trust Receipts)

Classification/Sources of Revenue and Other Receipts	UACS Code	REVENUE TARGET (Annual) per BESF	Actual Revenue and Other Receipts Collections					Cumulative Remittance/Deposits to Date			Variance		Remarks
			1st Quarter	2nd Quarter	3rd Quarter	4th Quarter	Total	Remittance to BTr	Deposited with AGDB	Total	Amount	%	
1	2	3	4	5	6	7	8=(4+5+6+7)	9	10	11=(9+10)	12=(8-3)	13=(12/3)	14
Regular Agency Fund		619,255,000.00	228,401,029.58	260,403,837.31	220,959,509.39	0.00	709,764,376.28	637,358,670.87	22,662,461.48	660,021,132.35	90,509,376.28	15 %	
Revenue Collections		619,255,000.00	221,394,865.33	258,102,899.87	215,804,309.29	0.00	695,302,074.49	636,192,980.68	9,366,649.88	645,559,630.56	76,047,074.49	12 %	
Cash Revenue		619,255,000.00	221,394,865.33	258,102,899.87	215,804,309.29	0.00	695,302,074.49	636,192,980.68	9,366,649.88	645,559,630.56	76,047,074.49	12 %	
Non-Tax		619,255,000.00	221,394,865.33	258,102,899.87	215,804,309.29	0.00	695,302,074.49	636,192,980.68	9,366,649.88	645,559,630.56	76,047,074.49	12 %	
Permit Fees Import	4020101001	0.00	11,900.00	25,900.00	16,800.00	0.00	54,600.00	0.00	0.00	0.00	54,600.00	0 %	
Permit Fees Export	4020101002	0.00	2,788,600.00	1,030,010.00	1,555,600.00	0.00	5,354,210.00	5,354,210.00	0.00	5,354,210.00	5,354,210.00	0 %	
Other Permit Fees	4020101099	222,504,000.00	50,709,794.38	95,097,680.91	49,011,719.61	0.00	194,819,194.90	189,982,272.07	924,872.68	190,907,144.75	(27,684,805.10)	-12 %	
Registration Fees	4020102000	38,543,000.00	17,609,140.11	15,832,363.49	14,316,349.93	0.00	47,757,853.53	40,281,216.51	1,095,667.75	41,376,884.26	9,214,853.53	24 %	
Clearance Fees	4020104001	78,120,200.00	31,888,724.00	32,936,411.76	35,482,451.76	0.00	100,307,586.76	97,881,626.00	432,520.00	98,314,146.00	22,187,386.76	28 %	
Certification Fees	4020104002	17,724,800.00	947,090.20	960,012.72	842,686.00	0.00	2,749,788.92	2,423,018.92	0.00	2,423,018.92	(14,975,011.08)	-84 %	
Franchising Fees	4020105000	15,521,000.00	9,377,614.67	9,218,726.86	7,778,054.99	0.00	26,374,396.52	21,982,807.87	252,773.16	22,235,581.03	10,853,396.52	70 %	
Licensing Fees	4020106000	2,350,000.00	822,927.38	605,238.58	558,469.40	0.00	1,986,635.36	1,923,527.36	0.00	1,923,527.36	(363,364.64)	-15 %	
Inspection Fees	4020110000	71,159,000.00	24,480,077.10	20,462,509.24	19,473,352.88	0.00	64,425,939.22	52,448,596.86	809,245.73	53,257,842.59	(6,733,060.78)	-9 %	
Analysis Fees	4020113001	2,000,000.00	200,436.62	122,784.00	131,987.00	0.00	575,207.62	0.00	0.00	0.00	(1,424,792.38)	-71 %	
Import Processing Fees	4020113009	7,890,000.00	2,617,400.00	3,129,900.00	3,872,900.00	0.00	9,620,200.00	6,401,700.00	0.00	6,401,700.00	1,940,200.00	25 %	
Other Processing Fees	4020113099	77,091,000.00	51,130,754.00	52,413,163.00	55,474,240.00	0.00	159,018,157.00	155,868,857.00	4,000,200.00	159,868,857.00	81,927,157.00	105 %	
Fines and Penalties - Service Income	4020114000	3,126,000.00	8,879,676.84	7,124,555.56	7,832,726.07	0.00	23,836,958.47	19,036,497.99	795,663.46	19,831,161.45	20,710,958.47	663 %	
Other Service Income	4020199099	83,436,000.00	19,791,428.21	19,082,236.00	19,434,201.91	0.00	58,307,866.12	42,547,979.93	1,055,707.10	43,603,687.03	(25,128,133.88)	-30 %	
Miscellaneous Income	4060999000	0.00	29,301.82	61,407.75	22,770.50	0.00	113,480.07	61,870.17	0.00	61,870.17	113,480.07	0 %	
Non-Revenue Collections/Other Receipts		0.00	7,006,164.25	2,300,937.44	5,155,200.10	0.00	14,462,301.79	1,165,690.19	13,295,811.60	14,461,501.79	14,462,301.79	0 %	
Cash Receipts		0.00	7,006,164.25	2,300,937.44	5,155,200.10	0.00	14,462,301.79	1,165,690.19	13,295,811.60	14,461,501.79	14,462,301.79	0 %	
Non-Tax		0.00	6,602,221.89	1,839,679.70	4,855,268.10	0.00	13,297,169.60	1,358.00	13,295,811.60	13,297,169.60	13,297,169.60	0 %	
Legal Fees	4020109000	0.00	784.00	250.00	324.00	0.00	1,358.00	1,358.00	0.00	1,358.00	1,358.00	0 %	
Miscellaneous Income	4060999000	0.00	6,601,437.89	1,839,429.70	4,854,944.10	0.00	13,295,811.60	0.00	13,295,811.60	13,295,811.60	13,295,811.60	0 %	
Others		0.00	403,942.45	461,257.74	299,932.00	0.00	1,165,132.19	1,164,332.19	0.00	1,164,332.19	1,165,132.19	0 %	
Receivables - Disallowances/Charges	1030501000	0.00	134,187.94	172,143.34	109,492.00	0.00	415,823.28	415,823.28	0.00	415,823.28	415,823.28	0 %	
Due to NGAs	2020105000	0.00	269,754.51	289,114.40	190,440.00	0.00	749,308.91	748,508.91	0.00	748,508.91	749,308.91	0 %	
GRAND TOTAL		619,255,000.00	228,401,029.58	260,403,837.31	220,959,509.39	0.00	709,764,376.28	637,358,670.87	22,662,461.48	660,021,132.35	90,509,376.28	15 %	

Certified Correct:

 EDEN Z. EVANGELISTA
 Chief Accountant
 Date:

Recommending Approval:

 NENITA S. ATIENZA
 Director II, MFAS
 Date:

Approved By:

 Atty. BERNANI N. FABIA
 Administrator
 Date:

QUARTERLY REPORT OF REVENUE AND OTHER RECEIPTS


As at the Quarter Ending September 30, 2023

Department : Department of Transportation
 Agency/Entity : Maritime Industry Authority (MARINA)
 Region : ALL
 Division : ALL
 Operating Unit : ALL
 Fund Cluster : 03 - Special Account - Locally Funded/Domestic Grants Fund


(e.g. UACS Fund Cluster: 01-Regular Agency Fund, 02-Foreign Assisted Projects Fund, 03-Special Account-Locally Funded/ Domestic Grants Fund, 04-Special Account-Foreign Assisted/Foreign Grants Fund, 05-Internally Generated Funds, 06-Business Related Funds and 07-Trust Receipts)

Classification/Sources of Revenue and Other Receipts	UACS Code	REVENUE TARGET (Annual) per BESF	Actual Revenue and Other Receipts Collections					Cumulative Remittance/Deposits to Date			Variance		Remarks
			1st Quarter	2nd Quarter	3rd Quarter	4th Quarter	Total	Remittance to BTr	Deposited with AGDB	Total	Amount	%	
1	2	3	4	5	6	7	8=(4+5+6+7)	9	10	11=(9+10)	12=(8-3)	13=(12/3)	14
Special Account - Locally Funded/Domestic Grants Fund		90,112,000.00	43,210,859.61	4,001,357.28	4,359,075.08	0.00	51,571,291.97	46,268,072.05	0.00	46,268,072.05	(38,540,708.03)	-43 %	
Revenue Collections		90,112,000.00	43,210,859.61	4,001,357.28	4,359,075.08	0.00	51,571,291.97	46,268,072.05	0.00	46,268,072.05	(38,540,708.03)	-43 %	
Cash Revenue		90,112,000.00	43,210,859.61	4,001,357.28	4,359,075.08	0.00	51,571,291.97	46,268,072.05	0.00	46,268,072.05	(38,540,708.03)	-43 %	
Non-Tax		90,112,000.00	43,210,859.61	4,001,357.28	4,359,075.08	0.00	51,571,291.97	46,268,072.05	0.00	46,268,072.05	(38,540,708.03)	-43 %	
Fines and Penalties - Service Income	4020114000	575,000.00	460,181.93	418,487.32	780,508.50	0.00	1,659,177.75	1,069,326.54	0.00	1,069,326.54	1,084,177.75	189 %	
Other Service Income	4020199099	89,537,000.00	42,750,677.68	3,582,869.96	3,578,566.58	0.00	49,912,114.22	45,198,745.51	0.00	45,198,745.51	(39,624,885.78)	-44 %	
GRAND TOTAL		90,112,000.00	43,210,859.61	4,001,357.28	4,359,075.08	0.00	51,571,291.97	46,268,072.05	0.00	46,268,072.05	(38,540,708.03)	-43 %	


Certified Correct:


 EDEN Z EVANGELISTA
 Chief Accountant
 Date:

Recommending Approval:


 NENITA S. ATIENZA
 Director II, MFAS
 Date:

Approved By:


 Atty. HERNANI N. RABIA
 Administrator
 Date: