

MONTHLY REPORT OF DISBURSEMENTS  
For the month of December 2022

Department of Transportation  
Maritime Industry Authority (MARINA)  
AS  
AS  
01 - Regular Agency Fund

PARTICULARS	CURRENT YEAR BUDGET					PRIOR YEAR'S ACCOUNTS PAYABLE					CURRENT YEAR'S ACCOUNTS PAYABLE					TRUST LIABILITIES					GRAND TOTAL					REMARKS				
	PS	MOOE	FINEX	CO	TOTAL	PS	MOOE	FINEX	CO	Sub-Totals	TOTAL	PS	MOOE	FINEX	CO	Sub-Totals	TOTAL	PS	MOOE	FINEX	CO	TOTAL								
	2	3	4	5	6=(2+3+4+5)	7	8	9	10	11=(7+8+9+10)	12	13	14	15	16=(12+13+14+15)	17=(11+16)	18=(17+18)	19	20	21	22=(19+20+21)	23	24	25	26		27=(23+24+25+26)			
<b>CASH DISBURSEMENTS</b>																														
Notice of Cash Allocation (NCA)	803,987,581.80	298,821,883.81	0.00	78,881,148.87	878,689,592.48	221,879.88	38,786,808.18	0.00	2,781,898.48	42,711,884.84	0.00	1,878,122.84	0.00	0.00	1,878,122.84	43,743,007.50	818,371,888.73	0.00	0.00	0.00	0.00	0.00	604,188,461.83	338,828,888.46	0.00	78,877,842.38	918,895,202.67			
MDS Checks Issued	128,738,283.28	89,824,893.48	0.00	78,882,478.88	277,445,724.36	188,893.88	2,851,341.88	0.00	0.00	2,719,274.84	0.00	48,361.88	0.00	0.00	48,361.88	2,767,739.88	277,445,724.36	0.00	0.00	0.00	0.00	0.00	128,843,837.87	78,884,188.87	0.00	78,882,478.88	277,445,724.36			
Advice to Debit Account	371,888,748.88	328,184,184.18	0.00	188,871.87	898,791,684.88	23,888.88	37,187,887.88	0.00	5,781,888.88	39,888,888.88	0.00	1,821,771.81	0.00	0.00	1,821,771.81	41,814,288.87	437,788,838.87	0.00	0.00	0.00	0.00	0.00	371,432,888.14	383,403,473.88	0.00	2,988,787.88	821,794,838.87			
Notice of Transfer of Allocation (NTA)																														
MDS Checks Issued	1,828,114.84	38,238.88	0.00	0.00	1,866,353.43	0.00	0.00	0.00	0.00	0.00	0.00	0.00	0.00	0.00	0.00	0.00	1,866,353.43	0.00	0.00	0.00	0.00	0.00	0.00	1,828,114.84	38,238.88	0.00	0.00	1,866,353.43		
Advice to Debit Account	2,287,814.84	372,888.18	0.00	0.00	3,188,888.88	0.00	0.00	0.00	0.00	0.00	0.00	0.00	0.00	0.00	0.00	0.00	3,188,888.88	0.00	0.00	0.00	0.00	0.00	0.00	2,287,814.84	372,888.18	0.00	0.00	3,188,888.88		
Working Fund for FAPs																														
Cash Disbursement Ceiling (CDC)																														
<b>TOTAL CASH DISBURSEMENTS</b>	<b>803,987,581.80</b>	<b>298,821,883.81</b>	<b>0.00</b>	<b>78,881,148.87</b>	<b>878,689,592.48</b>	<b>221,879.88</b>	<b>38,786,808.18</b>	<b>0.00</b>	<b>2,781,898.48</b>	<b>42,711,884.84</b>	<b>0.00</b>	<b>1,878,122.84</b>	<b>0.00</b>	<b>0.00</b>	<b>1,878,122.84</b>	<b>43,743,007.50</b>	<b>818,371,888.73</b>	<b>0.00</b>	<b>0.00</b>	<b>0.00</b>	<b>0.00</b>	<b>0.00</b>	<b>0.00</b>	<b>604,188,461.83</b>	<b>338,828,888.46</b>	<b>0.00</b>	<b>78,877,842.38</b>	<b>918,895,202.67</b>		
<b>NON-CASH DISBURSEMENTS</b>																														
Tax Remittance Advice Issued (TRA)																														
Non-Cash Availment Authority (NCAA)	44,883,888.27	11,278,278.78	0.00	188,284.48	86,188,284.48	1,288.88	1,787,278.81	0.00	0.00	1,788,888.81	0.00	88,281.83	0.00	0.00	88,281.83	1,887,888.34	87,888,128.82	0.00	0.00	0.00	0.00	0.00	0.00	44,888,818.27	13,888,888.88	0.00	188,284.48	87,838,128.82		
Disbursements effected through outright deductions from claims (Please specify: )																														
Overpayment of Expenses																														
Restitution for Loss of Govt Property																														
Liquidated Damages and Similar Claims																														
Others (TEF, BTr-Documents Stamp Tax etc.)																														
<b>TOTAL NON-CASH DISBURSEMENTS</b>	<b>44,883,888.27</b>	<b>11,278,278.78</b>	<b>0.00</b>	<b>188,284.48</b>	<b>86,188,284.48</b>	<b>1,288.88</b>	<b>1,787,278.81</b>	<b>0.00</b>	<b>0.00</b>	<b>1,788,888.81</b>	<b>0.00</b>	<b>88,281.83</b>	<b>0.00</b>	<b>0.00</b>	<b>88,281.83</b>	<b>1,887,888.34</b>	<b>87,888,128.82</b>	<b>0.00</b>	<b>0.00</b>	<b>0.00</b>	<b>0.00</b>	<b>0.00</b>	<b>0.00</b>	<b>0.00</b>	<b>44,888,818.27</b>	<b>13,888,888.88</b>	<b>0.00</b>	<b>188,284.48</b>	<b>87,838,128.82</b>	
<b>GRAND TOTAL</b>	<b>848,871,470.07</b>	<b>310,100,162.59</b>	<b>0.00</b>	<b>79,069,433.35</b>	<b>964,869,874.96</b>	<b>223,168.76</b>	<b>40,574,086.99</b>	<b>0.00</b>	<b>2,781,898.48</b>	<b>44,500,773.65</b>	<b>0.00</b>	<b>1,966,404.67</b>	<b>0.00</b>	<b>0.00</b>	<b>1,966,404.67</b>	<b>45,630,895.84</b>	<b>866,260,017.57</b>	<b>0.00</b>	<b>0.00</b>	<b>0.00</b>	<b>0.00</b>	<b>0.00</b>	<b>0.00</b>	<b>649,077,280.10</b>	<b>352,717,777.34</b>	<b>0.00</b>	<b>79,069,433.35</b>	<b>1,011,854,490.81</b>		

Particulars	Previous Report		This Month		As at Date	
	(1)	(2)	(3)	(4)	(5)	(6)
Total Disbursement Authorities Received						
NCA	781,882,513.00	141,425,485.00	823,887,898.00			
NTA	12,221,288.88	13,735,482.28	25,956,770.27			
Working Fund						
TRA						
CDC	52,420,128.28	5,516,008.66	57,936,136.92			
NCAA						
Less: Notice of Transfer Allocation (NTA)* issued	10,888,388.88	15,287,282.28	26,175,671.16			
Total Disbursements Authorities Available	836,804,533.28	145,419,594.56	903,853,034.02			
Less:						
Lapsed NCA						
Disbursements	2,784,185.21	775,148.88	3,479,334.11			
Less: Other Non-Cash Disbursements	781,138,752.14	188,888,887.41	970,027,639.55			
Disbursements effected through outright deductions from claims						
Overpayment of expenses (e.g. personal benefits)						
Restitution for loss of government property						
Liquidated Damages and Similar Claims						
Others (e.g. TEF, BTr, Docs Stamp, etc.)						
Adjustment: Adjustments (e.g. cancelled/voided checks)	181,308.18	72,648.86	253,957.04			
Balance of Disbursements Authorities as of date	81,841,888.89	-43,468,292.91	38,373,595.98			
Total Disbursements Program	836,804,533.28	145,419,594.56	981,024,957.82			
Less: Actual Disbursement	789,888,442.88	188,888,333.75	978,776,776.63			
Over/Under Spending	47,916,090.40	56,531,260.81	102,248,181.19			

Prepared by:  
*E. Evangelista*  
EDEN Z. EVANGELISTA  
Chief Accountant  
Date:

Recommending Approval:  
*Nenita S. Atienza*  
NENITA S. ATIENZA  
Director II, MFAS  
Date:

Approved by:  
*Hernani N. Felicia*  
Atty. HERNANI N. FELICIA  
Administrator  
Date:

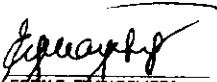


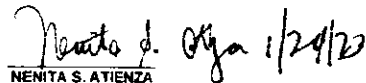
**MONTHLY REPORT OF DISBURSEMENTS**  
For the month of December 2022


Department: Department of Transportation  
 Agency/Entity: Maritime Industry Authority (MARINA)  
 Operating Unit: AI  
 Organization Code (UAOS): AI  
 Funding Cluster: 03 Special Account - Locally Funded Domestic Grants Fund

PARTICULARS	CURRENT YEAR BUDGET					PRIOR YEAR'S ACCOUNTS PAYABLE					PRIOR YEAR'S BUDGET					CURRENT YEAR'S ACCOUNTS PAYABLE					TRUST LIABILITIES					GRAND TOTAL					
	PS	MOOE	FinEx	CO	TOTAL	PS	MOOE	FinEx	CO	Sub-Total	PS	MOOE	FinEx	CO	Sub-Total	PS	MOOE	FinEx	CO	Sub-Total	PS	MOOE	FinEx	CO	TOTAL	PS	MOOE	FinEx	CO	TOTAL	REMARKS
	2	3	4	5	6=(2+3+4+5)	7	8	9	10	11=(7+8+9+10)	12	13	14	15	16=(12+13+14+15)	17	18	19	20	21	22=(17+18+19+20+21)	23	24	25	26	27=(23+24+25+26)	28				
<b>CASH DISBURSEMENTS</b>																															
Notice of Cash Allocation (NCA)	0.00	4,049,204.84	0.00	0.00	4,049,204.84	0.00	0.00	0.00	0.00	0.00	0.00	0.00	0.00	0.00	0.00	0.00	0.00	0.00	0.00	0.00	0.00	0.00	0.00	0.00	0.00	0.00	4,049,204.84	0.00	0.00	4,049,204.84	
MDS Checks Issued	0.00	709,844.29	0.00	0.00	709,844.29	0.00	0.00	0.00	0.00	0.00	0.00	0.00	0.00	0.00	0.00	0.00	0.00	0.00	0.00	0.00	0.00	0.00	0.00	0.00	0.00	0.00	709,844.29	0.00	0.00	709,844.29	
Advice to Debit Account	0.00	3,339,860.56	0.00	0.00	3,339,860.56	0.00	0.00	0.00	0.00	0.00	0.00	0.00	0.00	0.00	0.00	0.00	0.00	0.00	0.00	0.00	0.00	0.00	0.00	0.00	0.00	0.00	3,339,860.56	0.00	0.00	3,339,860.56	
Notice of Transfer of Allocation (NTA)																															
MDS Checks Issued	0.00	0.00	0.00	0.00	0.00	0.00	0.00	0.00	0.00	0.00	0.00	0.00	0.00	0.00	0.00	0.00	0.00	0.00	0.00	0.00	0.00	0.00	0.00	0.00	0.00	0.00	0.00	0.00	0.00	0.00	
Advice to Debit Account	0.00	0.00	0.00	0.00	0.00	0.00	0.00	0.00	0.00	0.00	0.00	0.00	0.00	0.00	0.00	0.00	0.00	0.00	0.00	0.00	0.00	0.00	0.00	0.00	0.00	0.00	0.00	0.00	0.00	0.00	
Working Fund for FAPs																															
Cash Disbursement Ceiling (CDC)																															
<b>TOTAL CASH DISBURSEMENTS</b>	0.00	4,049,204.84	0.00	0.00	4,049,204.84	0.00	0.00	0.00	0.00	0.00	0.00	0.00	0.00	0.00	0.00	0.00	0.00	0.00	0.00	0.00	0.00	0.00	0.00	0.00	0.00	0.00	4,049,204.84	0.00	0.00	4,049,204.84	
<b>NON-CASH DISBURSEMENTS</b>																															
Tax Remittance Advices Issued (TRA)	0.00	116,135.56	0.00	0.00	116,135.56	0.00	0.00	0.00	0.00	0.00	0.00	0.00	0.00	0.00	0.00	0.00	0.00	0.00	0.00	0.00	0.00	0.00	0.00	0.00	0.00	0.00	116,135.56	0.00	0.00	116,135.56	
Non-Cash Availment Authority (NCAA)																															
Disbursements effected through outright deductions from claims (please specify)																															
Overpayment of Expenses																															
Restitution for Loss of Govt Property																															
Liquidated Damages and Similar Claims																															
Others (TEF, ST-Documentary Stamp Tax, etc.)																															
<b>TOTAL NON-CASH DISBURSEMENTS</b>	0.00	116,135.56	0.00	0.00	116,135.56	0.00	0.00	0.00	0.00	0.00	0.00	0.00	0.00	0.00	0.00	0.00	0.00	0.00	0.00	0.00	0.00	0.00	0.00	0.00	0.00	0.00	116,135.56	0.00	0.00	116,135.56	
<b>GRAND TOTAL</b>	0.00	4,165,340.40	0.00	0.00	4,165,340.40	0.00	0.00	0.00	0.00	0.00	0.00	0.00	0.00	0.00	0.00	0.00	0.00	0.00	0.00	0.00	0.00	0.00	0.00	0.00	0.00	0.00	4,165,340.40	0.00	0.00	4,165,340.40	

Particulars	Previous Report	This Month	As at Date
(1)	(2)	(3)	(4)
<b>Total Disbursement Authorities Received</b>			
NCA	10,436,000.00	3,000,000.00	13,436,000.00
NTA	3,189,150.00	2,454,255.12	5,653,405.12
Working Fund			
TRA			
CDC	0.00	140,537.08	140,537.08
NCAA			
Less: Notice of Transfer Allocations (NTA) issued	3,189,150.00	2,454,255.12	5,653,405.12
<b>Total Disbursements Authorities Available</b>	10,436,000.00	3,140,537.08	13,576,537.08
Less:			
Lapsed NCA Disbursements	0.00	6,931,245.47	6,931,245.47
Less: Other Non-Cash Disbursements	315,613.18	6,328,678.43	6,645,291.61
Disbursements effected through outright deductions from claims			
Overpayment of expenses (e.g. personnel benefits)			
Restitution for loss of government of property			
Liquidated Damages and Similar Claims			
Others (e.g. TEF, ST- Doc Stamp, etc.)			
Add/Less: Adjustments (e.g. cancellation/retailed checks)			
<b>Balance of Disbursements Authorities as of to date</b>	10,120,386.82	-10,120,386.82	0.00
<b>Total Disbursements Program</b>	10,436,000.00	3,140,537.08	13,576,537.08
Less: Actual Disbursement	315,613.18	6,328,678.43	6,645,291.61
<b>(Over)/Under Spending</b>	10,120,386.82	-3,189,141.35	6,931,245.47

Prepared by:  
  
 EBEN Z. EVANGELISTA  
 Chief Accountant  
 Date:

Recommending Approval:  
  
 NENITA S. ATIENZA  
 Director II, MFAS  
 Date

Approved by:  
  
 Atty. HERNANI M. RABLA  
 Administrator  
 Date:

**MONTHLY REPORT OF DISBURSEMENTS**  
For the month of December 2022

FAR No. 4

Department: Department of Transportation  
 Agency/Office: Maritime Industry Authority (MARINA)  
 Operating Unit: Central Office  
 Organization Code (RACS): 00 000 0100000  
 Fund Classifier: 00 Special Account - Locally Funded/Domestic Grants Fund

Particulars	Current Year Budget					Prior Year's Accounts Payable					Current Year's Accounts Payable					TOTAL	SUB-TOTAL	Year 12022				Grand Total	TOTAL	Remarks							
	PS	MOOE	PRR	OO	TOTAL	PS	MOOE	PRR	OO	Sub-Total	PS	MOOE	PRR	OO	Sub-Total			PS	MOOE	OO	TOTAL				PS	MOOE	PRR	OO	TOTAL		
1	2	3	4	5	6(2+3+4+5)	7	8	9	10	11(7+8+9+10)	12	13	14	15	16(12+13+14+15)	17(1+16)	18(2+17)	19	20	21	22(19+20+21)	23	24	25	26	27(23+24+25+26)					
<b>CASH DISBURSEMENTS</b>	0.00	726,519.84	0.00	0.00	0.00	726,519.84	0.00	0.00	0.00	0.00	0.00	0.00	0.00	0.00	0.00	0.00	726,519.84	0.00	0.00	0.00	0.00	0.00	0.00	0.00	0.00	726,519.84	0.00	0.00	0.00	726,519.84	
Notice of Cash Allocation (NCA)	0.00	726,519.84	0.00	0.00	0.00	726,519.84	0.00	0.00	0.00	0.00	0.00	0.00	0.00	0.00	0.00	0.00	726,519.84	0.00	0.00	0.00	0.00	0.00	0.00	0.00	0.00	726,519.84	0.00	0.00	0.00	726,519.84	
MOE Checks Issued	0.00	0.00	0.00	0.00	0.00	0.00	0.00	0.00	0.00	0.00	0.00	0.00	0.00	0.00	0.00	0.00	0.00	0.00	0.00	0.00	0.00	0.00	0.00	0.00	0.00	0.00	0.00	0.00	0.00	0.00	
Notice of Transfer Allocation (NTA)	0.00	0.00	0.00	0.00	0.00	0.00	0.00	0.00	0.00	0.00	0.00	0.00	0.00	0.00	0.00	0.00	0.00	0.00	0.00	0.00	0.00	0.00	0.00	0.00	0.00	0.00	0.00	0.00	0.00	0.00	
MOE Checks Issued	0.00	0.00	0.00	0.00	0.00	0.00	0.00	0.00	0.00	0.00	0.00	0.00	0.00	0.00	0.00	0.00	0.00	0.00	0.00	0.00	0.00	0.00	0.00	0.00	0.00	0.00	0.00	0.00	0.00	0.00	
Notice of Cash Allocation	0.00	0.00	0.00	0.00	0.00	0.00	0.00	0.00	0.00	0.00	0.00	0.00	0.00	0.00	0.00	0.00	0.00	0.00	0.00	0.00	0.00	0.00	0.00	0.00	0.00	0.00	0.00	0.00	0.00	0.00	
Working Fund or FUM	0.00	0.00	0.00	0.00	0.00	0.00	0.00	0.00	0.00	0.00	0.00	0.00	0.00	0.00	0.00	0.00	0.00	0.00	0.00	0.00	0.00	0.00	0.00	0.00	0.00	0.00	0.00	0.00	0.00	0.00	
Cash Disbursement Voucher (CDV)	0.00	0.00	0.00	0.00	0.00	0.00	0.00	0.00	0.00	0.00	0.00	0.00	0.00	0.00	0.00	0.00	0.00	0.00	0.00	0.00	0.00	0.00	0.00	0.00	0.00	0.00	0.00	0.00	0.00	0.00	
<b>TOTAL CASH DISBURSEMENTS</b>	0.00	726,519.84	0.00	0.00	0.00	726,519.84	0.00	0.00	0.00	0.00	0.00	0.00	0.00	0.00	0.00	0.00	726,519.84	0.00	0.00	0.00	0.00	0.00	0.00	0.00	0.00	726,519.84	0.00	0.00	0.00	726,519.84	
<b>NON-CASH DISBURSEMENTS</b>	0.00	0.00	0.00	0.00	0.00	0.00	0.00	0.00	0.00	0.00	0.00	0.00	0.00	0.00	0.00	0.00	0.00	0.00	0.00	0.00	0.00	0.00	0.00	0.00	0.00	0.00	0.00	0.00	0.00	0.00	
Tax Remittance Authorisation (TRA)	0.00	37,775.00	0.00	0.00	0.00	37,775.00	0.00	0.00	0.00	0.00	0.00	0.00	0.00	0.00	0.00	0.00	37,775.00	0.00	0.00	0.00	0.00	0.00	0.00	0.00	0.00	37,775.00	0.00	0.00	0.00	37,775.00	
Non-Cash Authorisation (NCA)	0.00	0.00	0.00	0.00	0.00	0.00	0.00	0.00	0.00	0.00	0.00	0.00	0.00	0.00	0.00	0.00	0.00	0.00	0.00	0.00	0.00	0.00	0.00	0.00	0.00	0.00	0.00	0.00	0.00	0.00	
Disbursements Issued through Budget	0.00	0.00	0.00	0.00	0.00	0.00	0.00	0.00	0.00	0.00	0.00	0.00	0.00	0.00	0.00	0.00	0.00	0.00	0.00	0.00	0.00	0.00	0.00	0.00	0.00	0.00	0.00	0.00	0.00	0.00	
Disbursement for loss of government property	0.00	0.00	0.00	0.00	0.00	0.00	0.00	0.00	0.00	0.00	0.00	0.00	0.00	0.00	0.00	0.00	0.00	0.00	0.00	0.00	0.00	0.00	0.00	0.00	0.00	0.00	0.00	0.00	0.00	0.00	
Liabilities damages and similar claims	0.00	0.00	0.00	0.00	0.00	0.00	0.00	0.00	0.00	0.00	0.00	0.00	0.00	0.00	0.00	0.00	0.00	0.00	0.00	0.00	0.00	0.00	0.00	0.00	0.00	0.00	0.00	0.00	0.00	0.00	
Others (e.g. TRF, STI, Dots Stamp, etc.)	0.00	0.00	0.00	0.00	0.00	0.00	0.00	0.00	0.00	0.00	0.00	0.00	0.00	0.00	0.00	0.00	0.00	0.00	0.00	0.00	0.00	0.00	0.00	0.00	0.00	0.00	0.00	0.00	0.00	0.00	
<b>TOTAL NON-CASH DISBURSEMENTS</b>	0.00	37,775.00	0.00	0.00	0.00	37,775.00	0.00	0.00	0.00	0.00	0.00	0.00	0.00	0.00	0.00	0.00	37,775.00	0.00	0.00	0.00	0.00	0.00	0.00	0.00	0.00	37,775.00	0.00	0.00	0.00	37,775.00	
<b>GRAND TOTAL</b>	0.00	764,294.84	0.00	0.00	0.00	764,294.84	0.00	0.00	0.00	0.00	0.00	0.00	0.00	0.00	0.00	0.00	764,294.84	0.00	0.00	0.00	0.00	0.00	0.00	0.00	0.00	764,294.84	0.00	0.00	0.00	764,294.84	

Particulars	Previous Report		This Month		As of Date	
	(1)	(2)	(3)	(4)	(5)	(6)
Total Disbursement Authorisation Received	10,438,000.00	3,002,215.00	13,473,775.00			
NCA	10,438,000.00	3,002,200.00	13,438,000.00			
NTA	0.00	0.00	0.00			
Working Fund	0.00	0.00	0.00			
TRA	0.00	37,775.00	37,775.00			
CDV	0.00	0.00	0.00			
NCAA	0.00	0.00	0.00			
Less: Notice of Transfer of Allocation (NTA) issued	3,186,500.00	2,494,295.12	8,863,405.12			
Total Disbursement Authorisation Available	7,251,500.00	577,919.88	7,829,419.88			
Less:						
Unused NCA	0.00	0.00	0.00			
Disbursements	726,519.84	764,294.84	1,490,814.68			
Less: Other Non-Cash Disbursements	3.00	0.00	3.00			
Disbursements effected through outlays deductable from claims	0.00	0.00	0.00			
Overpayment of expenses (e.g. personnel benefits)	0.00	0.00	0.00			
Reimbursement for loss of government property	0.00	0.00	0.00			
Liabilities damages and similar claims	0.00	0.00	0.00			
Others (e.g. TRF, STI, Dots Stamp, etc.)	0.00	0.00	0.00			
Adjustment Adjustments (e.g. consolidated checks)	0.00	0.00	0.00			
Balance of Disbursement Authorisation as at date	7,054,28.00	7,054,291.88	7,054,291.88			
Total Disbursements Program	764,519.84	764,294.84	1,528,814.68			
Less: "Actual Disbursements"	764,519.84	764,294.84	1,528,814.68			
Check/Under spending	0.00	0.00	0.00			
Note: * The sum of NTA is disclosed						
Note: ** Amounts should tally with the grand total disbursement (column 27).						

Certified Correct:  
  
 NERYS L. ATIENZA  
 Director II, MFAS

Recommending Approval:  
  
 NERYS L. ATIENZA  
 Director II, MFAS  
 Date: 11/24/23

Approved By:  
  
 NERYS L. ATIENZA, FAR  
 Administrator  
 Date:

**MONTHLY REPORT OF DISBURSEMENTS**  
For the month of December 2022

FAR No. 1


Department: Department of Transportation  
 Agency/Entity: Maritime Industry Authority (MARINA)  
 Operating Unit: Regional Office - NA  
 Organization Code (UACS): 38 003 0088004  
 Fund Cluster: 01 Regular Agency Fund


Particulars	Current Year Budget					Prior Year's Budget										Current Year's Actuals Available					Grand Total					Remarks
	PS	MOOE	PAAs	CO	TOTAL	PS	MOOE	PAAs	CO	Sub-Total	PS	MOOE	PAAs	CO	Sub-Total	PS	MOOE	CO	TOTAL	PS	MOOE	CO	TOTAL			
<b>CASH DISBURSEMENTS</b>	532,748.41	912,958.33	0.00	0.00	1,445,706.74	0.00	0.00	0.00	0.00	0.00	0.00	0.00	0.00	0.00	0.00	1,445,706.74	0.00	0.00	0.00	0.00	0.00	0.00	0.00	1,445,706.74		
Vendors of Cash Allocation (V.A.)	427,248.41	827,748.33	0.00	0.00	1,254,996.74	0.00	0.00	0.00	0.00	0.00	0.00	0.00	0.00	0.00	0.00	1,254,996.74	0.00	0.00	0.00	0.00	0.00	0.00	0.00	1,254,996.74		
MOE - Checks Issued	11,448.83	117,827.84	0.00	0.00	129,276.67	0.00	0.00	0.00	0.00	0.00	0.00	0.00	0.00	0.00	0.00	129,276.67	0.00	0.00	0.00	0.00	0.00	0.00	0.00	129,276.67		
Advance to Other Account	302,799.58	710,000.00	0.00	0.00	1,012,799.58	0.00	0.00	0.00	0.00	0.00	0.00	0.00	0.00	0.00	0.00	1,012,799.58	0.00	0.00	0.00	0.00	0.00	0.00	0.00	1,012,799.58		
MOE - Checks Issued	318.00	0.00	0.00	0.00	318.00	0.00	0.00	0.00	0.00	0.00	0.00	0.00	0.00	0.00	0.00	318.00	0.00	0.00	0.00	0.00	0.00	0.00	0.00	318.00		
Advance to Other Account	316,881.58	710,000.00	0.00	0.00	1,026,881.58	0.00	0.00	0.00	0.00	0.00	0.00	0.00	0.00	0.00	0.00	1,026,881.58	0.00	0.00	0.00	0.00	0.00	0.00	0.00	1,026,881.58		
Printing Fund for Cash	0.00	0.00	0.00	0.00	0.00	0.00	0.00	0.00	0.00	0.00	0.00	0.00	0.00	0.00	0.00	0.00	0.00	0.00	0.00	0.00	0.00	0.00	0.00	0.00		
Cash Disbursement - Other	0.00	0.00	0.00	0.00	0.00	0.00	0.00	0.00	0.00	0.00	0.00	0.00	0.00	0.00	0.00	0.00	0.00	0.00	0.00	0.00	0.00	0.00	0.00	0.00		
<b>TOTAL CASH DISBURSEMENTS</b>	532,748.41	912,958.33	0.00	0.00	1,445,706.74	0.00	0.00	0.00	0.00	0.00	0.00	0.00	0.00	0.00	0.00	1,445,706.74	0.00	0.00	0.00	0.00	0.00	0.00	0.00	1,445,706.74		
<b>NON-CASH DISBURSEMENTS</b>	0.00	0.00	0.00	0.00	0.00	0.00	0.00	0.00	0.00	0.00	0.00	0.00	0.00	0.00	0.00	0.00	0.00	0.00	0.00	0.00	0.00	0.00	0.00	0.00		
Depreciation - Equipment	0.00	0.00	0.00	0.00	0.00	0.00	0.00	0.00	0.00	0.00	0.00	0.00	0.00	0.00	0.00	0.00	0.00	0.00	0.00	0.00	0.00	0.00	0.00	0.00		
Depreciation - Furniture	0.00	0.00	0.00	0.00	0.00	0.00	0.00	0.00	0.00	0.00	0.00	0.00	0.00	0.00	0.00	0.00	0.00	0.00	0.00	0.00	0.00	0.00	0.00	0.00		
Depreciation - Motor Vehicle	0.00	0.00	0.00	0.00	0.00	0.00	0.00	0.00	0.00	0.00	0.00	0.00	0.00	0.00	0.00	0.00	0.00	0.00	0.00	0.00	0.00	0.00	0.00	0.00		
Depreciation - Office Equipment	0.00	0.00	0.00	0.00	0.00	0.00	0.00	0.00	0.00	0.00	0.00	0.00	0.00	0.00	0.00	0.00	0.00	0.00	0.00	0.00	0.00	0.00	0.00	0.00		
Depreciation - Other	0.00	0.00	0.00	0.00	0.00	0.00	0.00	0.00	0.00	0.00	0.00	0.00	0.00	0.00	0.00	0.00	0.00	0.00	0.00	0.00	0.00	0.00	0.00	0.00		
<b>TOTAL NON-CASH DISBURSEMENTS</b>	0.00	0.00	0.00	0.00	0.00	0.00	0.00	0.00	0.00	0.00	0.00	0.00	0.00	0.00	0.00	0.00	0.00	0.00	0.00	0.00	0.00	0.00	0.00	0.00		
<b>GRAND TOTAL</b>	532,748.41	912,958.33	0.00	0.00	1,445,706.74	0.00	0.00	0.00	0.00	0.00	0.00	0.00	0.00	0.00	0.00	1,445,706.74	0.00	0.00	0.00	0.00	0.00	0.00	0.00	1,445,706.74		


**SUMMARY**

	PS	MOOE	PAAs	CO	TOTAL
Cash Disbursements	532,748.41	912,958.33	0.00	0.00	1,445,706.74
Non-Cash Disbursements	0.00	0.00	0.00	0.00	0.00
<b>Total Disbursements</b>	532,748.41	912,958.33	0.00	0.00	1,445,706.74

Particulars	PS	MOOE	PAAs	CO	TOTAL
Cash Disbursements	532,748.41	912,958.33	0.00	0.00	1,445,706.74
Non-Cash Disbursements	0.00	0.00	0.00	0.00	0.00
<b>Total Disbursements</b>	532,748.41	912,958.33	0.00	0.00	1,445,706.74

Certified Output  
  
**JEFFREY S. ALJAR**  
 Accountant

Recommended Approval  
  
**ROSE BERNADETTE S. MACARAG**  
 Accountant

Approved  
  
**ENGR. RIZAL J. VILLANUEVA**  
 Accountant



TOTAL	Grand Total				TOTAL	Remarks
	PS	MDOE	Fed*	CO		
274(18+204 N)	23	26	21	26	274(18+204 N)	
0.00	1,564,888.88	288,480.91	0.00	0.00	1,853,369.79	
0.00	1,564,888.88	288,480.91	0.00	0.00	1,853,369.79	
0.00	30,449.00	135,980.30	0.00	0.00	166,429.30	
0.00	1,034,269.93	233,461.71	0.00	0.00	1,267,731.64	
0.00	0.00	0.00	0.00	0.00	0.00	
0.00	0.00	0.00	0.00	0.00	0.00	
0.00	0.00	0.00	0.00	0.00	0.00	
0.00	0.00	0.00	0.00	0.00	0.00	
0.00	0.00	0.00	0.00	0.00	0.00	
0.00	1,564,888.88	288,480.91	0.00	0.00	1,853,369.79	
0.00	65,822.55	9,249.17	0.00	0.00	75,071.72	
0.00	65,822.55	9,249.17	0.00	0.00	75,071.72	
0.00	0.00	0.00	0.00	0.00	0.00	
0.00	0.00	0.00	0.00	0.00	0.00	
0.00	0.00	0.00	0.00	0.00	0.00	
0.00	0.00	0.00	0.00	0.00	0.00	
0.00	0.00	0.00	0.00	0.00	0.00	
0.00	0.00	0.00	0.00	0.00	0.00	
0.00	0.00	0.00	0.00	0.00	0.00	
0.00	0.00	0.00	0.00	0.00	0.00	
0.00	15,227.14	0.00	0.00	0.00	15,227.14	
0.00	1,078,227.14	233,461.71	0.00	0.00	1,311,688.85	





**MONTHLY REPORT OF DISBURSEMENTS**  
For the month of December 2023

144 of 1

Department: Department of Transportation  
 Agency/Office: Maritime Industry Authority (MIA)  
 Operating Unit: Regional Office - SO  
 Organization Code (A/C): 00 000 000000  
 Fund Code: 01 Regular Agency Fund

Particulars	PA	Detailed Year Budget				Prior Year's Actuals				Prior Year's Budget				Current Year's Actuals				Current Year's Budget				Remarks
		2023	2024	2025	2026	2022	2023	2024	2025	2026	2023	2024	2025	2026	2023	2024	2025	2026				
Administrative Expenses	1,100,000.00	1,100,000.00	1,100,000.00	1,100,000.00	1,100,000.00	1,100,000.00	1,100,000.00	1,100,000.00	1,100,000.00	1,100,000.00	1,100,000.00	1,100,000.00	1,100,000.00	1,100,000.00	1,100,000.00	1,100,000.00	1,100,000.00	1,100,000.00	1,100,000.00			
Salaries and Benefits	2,500,000.00	2,500,000.00	2,500,000.00	2,500,000.00	2,500,000.00	2,500,000.00	2,500,000.00	2,500,000.00	2,500,000.00	2,500,000.00	2,500,000.00	2,500,000.00	2,500,000.00	2,500,000.00	2,500,000.00	2,500,000.00	2,500,000.00	2,500,000.00	2,500,000.00			
Travel Expenses	500,000.00	500,000.00	500,000.00	500,000.00	500,000.00	500,000.00	500,000.00	500,000.00	500,000.00	500,000.00	500,000.00	500,000.00	500,000.00	500,000.00	500,000.00	500,000.00	500,000.00	500,000.00	500,000.00			
Operating Expenses	1,000,000.00	1,000,000.00	1,000,000.00	1,000,000.00	1,000,000.00	1,000,000.00	1,000,000.00	1,000,000.00	1,000,000.00	1,000,000.00	1,000,000.00	1,000,000.00	1,000,000.00	1,000,000.00	1,000,000.00	1,000,000.00	1,000,000.00	1,000,000.00	1,000,000.00			
<b>TOTAL</b>	<b>5,100,000.00</b>	<b>5,100,000.00</b>	<b>5,100,000.00</b>	<b>5,100,000.00</b>	<b>5,100,000.00</b>	<b>5,100,000.00</b>	<b>5,100,000.00</b>	<b>5,100,000.00</b>	<b>5,100,000.00</b>	<b>5,100,000.00</b>	<b>5,100,000.00</b>	<b>5,100,000.00</b>	<b>5,100,000.00</b>	<b>5,100,000.00</b>	<b>5,100,000.00</b>	<b>5,100,000.00</b>	<b>5,100,000.00</b>	<b>5,100,000.00</b>	<b>5,100,000.00</b>			

Particulars	Actual	Budget	Variance
Administrative Expenses	1,100,000.00	1,100,000.00	0.00
Salaries and Benefits	2,500,000.00	2,500,000.00	0.00
Travel Expenses	500,000.00	500,000.00	0.00
Operating Expenses	1,000,000.00	1,000,000.00	0.00
<b>TOTAL</b>	<b>5,100,000.00</b>	<b>5,100,000.00</b>	<b>0.00</b>

*[Signature]*  
**LUCILLE MAR S. TARR**  
 DESIGNATED ACCOUNTANT

*[Signature]*  
**LUCILLE MAR S. TARR**  
 DESIGNATED ACCOUNTANT

*[Signature]*  
 Approved By:  
**ENGR. BERNARDO A. PULLO**  
 REGIONAL DIRECTOR

This report was prepared by the Regional Office, Department of Transportation, for the month of December 2023.

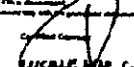
**MONTHLY REPORT OF DISBURSEMENTS**  
For the month of December 2022


Department of Transportation  
 Maritime Industry Authority (MTA)  
 Operating Unit  
 Organization Code (ORGN) 00 000 00000


Fund Code 00 Account Number - Locality Period/Quarter/Year Budget

Fundation	Budget (My Budget)				Actual	Prior Year's Budget				Current Year's Available Budget				Sub-Total	Total Available				Balance	
	FA	BASE	PROP	OT		FA	BASE	PROP	OT	FA	BASE	PROP	OT		FA	BASE	PROP	OT		
OPERATIONAL EXPENSES	1.00	100,000.00	0.00	0.00	1.00	100,000.00	0.00	0.00	1.00	100,000.00	0.00	0.00	1.00	100,000.00	0.00	0.00	1.00	100,000.00	0.00	
TRAVEL	0.50	50,000.00	0.00	0.00	0.50	50,000.00	0.00	0.00	0.50	50,000.00	0.00	0.00	0.50	50,000.00	0.00	0.00	0.50	50,000.00	0.00	
CONTRACTS	0.50	50,000.00	0.00	0.00	0.50	50,000.00	0.00	0.00	0.50	50,000.00	0.00	0.00	0.50	50,000.00	0.00	0.00	0.50	50,000.00	0.00	
...	...	...	...	...	...	...	...	...	...	...	...	...	...	...	...	...	...	...	...	...
<b>TOTAL</b>	<b>1.00</b>	<b>100,000.00</b>	<b>0.00</b>	<b>0.00</b>	<b>1.00</b>	<b>100,000.00</b>	<b>0.00</b>	<b>0.00</b>	<b>1.00</b>	<b>100,000.00</b>	<b>0.00</b>	<b>0.00</b>	<b>1.00</b>	<b>100,000.00</b>	<b>0.00</b>	<b>0.00</b>	<b>1.00</b>	<b>100,000.00</b>	<b>0.00</b>	

Particulars	FA	BASE	PROP	OT	TOTAL
TRAVEL	0.50	50,000.00	0.00	0.00	50,000.00
CONTRACTS	0.50	50,000.00	0.00	0.00	50,000.00
...	...	...	...	...	...
<b>TOTAL</b>	<b>1.00</b>	<b>100,000.00</b>	<b>0.00</b>	<b>0.00</b>	<b>100,000.00</b>

  
**LUCILLE MAE S. TARE**  
 DESIGNATED ACCOUNTANT

  
**LUCILLE MAE S. TARE**  
 DESIGNATED ACCOUNTANT

  
**EDGAR S. RAMOS**  
 REGIONAL DIRECTOR

The report was prepared using the Standard Reporting System of MTA, 2022. For more information, please refer to the MTA Reporting System Manual.

MONTHLY REPORT OF IMPLEMENTATION  
For the month of December 2002

Name: \_\_\_\_\_  
 Position: \_\_\_\_\_  
 Department: \_\_\_\_\_  
 Date: \_\_\_\_\_

Activity	Actual Performance				Target Performance				Variance				Remarks			
	Q1	Q2	Q3	Q4	Q1	Q2	Q3	Q4	Q1	Q2	Q3	Q4	Q1	Q2	Q3	Q4
1. Project Planning	100%	100%	100%	100%	100%	100%	100%	100%	0%	0%	0%	0%				
2. Resource Allocation	100%	100%	100%	100%	100%	100%	100%	100%	0%	0%	0%	0%				
3. Budget Management	100%	100%	100%	100%	100%	100%	100%	100%	0%	0%	0%	0%				
4. Risk Assessment	100%	100%	100%	100%	100%	100%	100%	100%	0%	0%	0%	0%				
5. Communication	100%	100%	100%	100%	100%	100%	100%	100%	0%	0%	0%	0%				
6. Monitoring & Reporting	100%	100%	100%	100%	100%	100%	100%	100%	0%	0%	0%	0%				
7. Evaluation	100%	100%	100%	100%	100%	100%	100%	100%	0%	0%	0%	0%				
8. Project Closure	100%	100%	100%	100%	100%	100%	100%	100%	0%	0%	0%	0%				
9. Post-Project Review	100%	100%	100%	100%	100%	100%	100%	100%	0%	0%	0%	0%				
10. Final Reporting	100%	100%	100%	100%	100%	100%	100%	100%	0%	0%	0%	0%				

Category	Actual	Target	Variance
1. Personnel	100%	100%	0%
2. Materials	100%	100%	0%
3. Equipment	100%	100%	0%
4. Services	100%	100%	0%
5. Other	100%	100%	0%
<b>Total</b>	<b>100%</b>	<b>100%</b>	<b>0%</b>

Signature: \_\_\_\_\_  
 Date: \_\_\_\_\_

  
 Chairman  
 Date: January 17, 2003

Approved By: \_\_\_\_\_  
 Date: \_\_\_\_\_

**MONTHLY REPORT OF ENROLLMENTS**  
For the month of December 1952

Page 1

Department of Education  
 Bureau of Education for the Handicapped  
 Washington, D. C.  
 Office of Statistics  
 Report No. ED-100-1  
 Form No. 100-1

State	Federal	State	Local	Total				Total				Total				Total
				Enrollments	Enrollments	Enrollments	Enrollments	Enrollments	Enrollments	Enrollments	Enrollments	Enrollments	Enrollments	Enrollments	Enrollments	
Alabama	100	100	100	100	100	100	100	100	100	100	100	100	100	100	100	100
Alaska	100	100	100	100	100	100	100	100	100	100	100	100	100	100	100	100
Arizona	100	100	100	100	100	100	100	100	100	100	100	100	100	100	100	100
Arkansas	100	100	100	100	100	100	100	100	100	100	100	100	100	100	100	100
California	100	100	100	100	100	100	100	100	100	100	100	100	100	100	100	100
Colorado	100	100	100	100	100	100	100	100	100	100	100	100	100	100	100	100
Connecticut	100	100	100	100	100	100	100	100	100	100	100	100	100	100	100	100
Delaware	100	100	100	100	100	100	100	100	100	100	100	100	100	100	100	100
District of Columbia	100	100	100	100	100	100	100	100	100	100	100	100	100	100	100	100
Florida	100	100	100	100	100	100	100	100	100	100	100	100	100	100	100	100
Georgia	100	100	100	100	100	100	100	100	100	100	100	100	100	100	100	100
Hawaii	100	100	100	100	100	100	100	100	100	100	100	100	100	100	100	100
Idaho	100	100	100	100	100	100	100	100	100	100	100	100	100	100	100	100
Illinois	100	100	100	100	100	100	100	100	100	100	100	100	100	100	100	100
Indiana	100	100	100	100	100	100	100	100	100	100	100	100	100	100	100	100
Iowa	100	100	100	100	100	100	100	100	100	100	100	100	100	100	100	100
Kansas	100	100	100	100	100	100	100	100	100	100	100	100	100	100	100	100
Kentucky	100	100	100	100	100	100	100	100	100	100	100	100	100	100	100	100
Louisiana	100	100	100	100	100	100	100	100	100	100	100	100	100	100	100	100
Maine	100	100	100	100	100	100	100	100	100	100	100	100	100	100	100	100
Maryland	100	100	100	100	100	100	100	100	100	100	100	100	100	100	100	100
Massachusetts	100	100	100	100	100	100	100	100	100	100	100	100	100	100	100	100
Michigan	100	100	100	100	100	100	100	100	100	100	100	100	100	100	100	100
Minnesota	100	100	100	100	100	100	100	100	100	100	100	100	100	100	100	100
Mississippi	100	100	100	100	100	100	100	100	100	100	100	100	100	100	100	100
Missouri	100	100	100	100	100	100	100	100	100	100	100	100	100	100	100	100
Montana	100	100	100	100	100	100	100	100	100	100	100	100	100	100	100	100
Nebraska	100	100	100	100	100	100	100	100	100	100	100	100	100	100	100	100
Nevada	100	100	100	100	100	100	100	100	100	100	100	100	100	100	100	100
New Hampshire	100	100	100	100	100	100	100	100	100	100	100	100	100	100	100	100
New Jersey	100	100	100	100	100	100	100	100	100	100	100	100	100	100	100	100
New Mexico	100	100	100	100	100	100	100	100	100	100	100	100	100	100	100	100
New York	100	100	100	100	100	100	100	100	100	100	100	100	100	100	100	100
North Carolina	100	100	100	100	100	100	100	100	100	100	100	100	100	100	100	100
North Dakota	100	100	100	100	100	100	100	100	100	100	100	100	100	100	100	100
Ohio	100	100	100	100	100	100	100	100	100	100	100	100	100	100	100	100
Oklahoma	100	100	100	100	100	100	100	100	100	100	100	100	100	100	100	100
Oregon	100	100	100	100	100	100	100	100	100	100	100	100	100	100	100	100
Pennsylvania	100	100	100	100	100	100	100	100	100	100	100	100	100	100	100	100
Rhode Island	100	100	100	100	100	100	100	100	100	100	100	100	100	100	100	100
South Carolina	100	100	100	100	100	100	100	100	100	100	100	100	100	100	100	100
South Dakota	100	100	100	100	100	100	100	100	100	100	100	100	100	100	100	100
Tennessee	100	100	100	100	100	100	100	100	100	100	100	100	100	100	100	100
Texas	100	100	100	100	100	100	100	100	100	100	100	100	100	100	100	100
Utah	100	100	100	100	100	100	100	100	100	100	100	100	100	100	100	100
Vermont	100	100	100	100	100	100	100	100	100	100	100	100	100	100	100	100
Virginia	100	100	100	100	100	100	100	100	100	100	100	100	100	100	100	100
Washington	100	100	100	100	100	100	100	100	100	100	100	100	100	100	100	100
West Virginia	100	100	100	100	100	100	100	100	100	100	100	100	100	100	100	100
Wisconsin	100	100	100	100	100	100	100	100	100	100	100	100	100	100	100	100
Wyoming	100	100	100	100	100	100	100	100	100	100	100	100	100	100	100	100
Total	100	100	100	100	100	100	100	100	100	100	100	100	100	100	100	100

This report was prepared by the Bureau of Education for the Handicapped, Office of Statistics, Washington, D. C., under the direction of the Commissioner of Education, U. S. Department of Education. It is published as a service to the States and the public.

Director  
 Bureau of Education for the Handicapped  
 U. S. Department of Education  
 Washington, D. C.

  
 Director  
 Bureau of Education for the Handicapped  
 U. S. Department of Education  
 Washington, D. C.  
 Date: January 1, 1953

Director  
 Bureau of Education for the Handicapped  
 U. S. Department of Education  
 Washington, D. C.







MONTHLY REPORT OF ENROLLMENTS  
For the month of December 2022

708-54

Department: Department of Transportation  
Agency/Office: Virginia Industry Assistance (VIA) / Virginia Office - 02  
Reporting Unit: 02 000 00000  
Organization Code (FUND): 02 000 00000  
Fund Class: 02 00000 - Lottery Fund (Revenue), (Open Fund)

Department	Fiscal Year Budget				Fiscal Year Actual				Fiscal Year Budget				Fiscal Year Actual				Fiscal Year Budget				Fiscal Year Actual					
	PA	BBB	PR	OD	TOTAL	PA	BBB	PR	OD	TOTAL	PA	BBB	PR	OD	TOTAL	PA	BBB	PR	OD	TOTAL	PA	BBB	PR	OD	TOTAL	
Virginia Industry Assistance (VIA)	1,000,000	1,000,000	1,000,000	1,000,000	4,000,000	1,000,000	1,000,000	1,000,000	1,000,000	4,000,000	1,000,000	1,000,000	1,000,000	1,000,000	4,000,000	1,000,000	1,000,000	1,000,000	1,000,000	4,000,000	1,000,000	1,000,000	1,000,000	1,000,000	4,000,000	
...	...	...	...	...	...	...	...	...	...	...	...	...	...	...	...	...	...	...	...	...	...	...	...	...	...	...
<b>TOTAL</b>	<b>1,000,000</b>	<b>1,000,000</b>	<b>1,000,000</b>	<b>1,000,000</b>	<b>4,000,000</b>	<b>1,000,000</b>	<b>1,000,000</b>	<b>1,000,000</b>	<b>1,000,000</b>	<b>4,000,000</b>	<b>1,000,000</b>	<b>1,000,000</b>	<b>1,000,000</b>	<b>1,000,000</b>	<b>4,000,000</b>	<b>1,000,000</b>	<b>1,000,000</b>	<b>1,000,000</b>	<b>1,000,000</b>	<b>4,000,000</b>	<b>1,000,000</b>	<b>1,000,000</b>	<b>1,000,000</b>	<b>1,000,000</b>	<b>4,000,000</b>	

Department	PA	BBB	PR	OD	TOTAL
Virginia Industry Assistance (VIA)	1,000,000	1,000,000	1,000,000	1,000,000	4,000,000
...	...	...	...	...	...
<b>TOTAL</b>	<b>1,000,000</b>	<b>1,000,000</b>	<b>1,000,000</b>	<b>1,000,000</b>	<b>4,000,000</b>

*[Signature]*  
Date: 12/31/2022

*[Signature]*  
Date: 12/31/2022

*[Signature]*  
Date: 12/31/2022

This report was prepared using the data provided in the report and reflects the current data.





**MONTHLY REPORT OF DISBURSEMENTS**  
For the month of December 2022


Department: Department of Transportation  
 Agency/Office: Maritime Industry Authority (MIA)  
 Reporting Unit: Regional Office - CEB  
 Reporting Code (ARDC): 00 002 0000 00  
 Fund Number: 01 Regular Agency Fund

Particulars	Current Year Budget				Prior Year's Disbursements				Current Year's Disbursements				TOTAL	MIA-RO/CA	Budget Location				REMARKS						
	PS	WAGE	PRIV	GD	PS	WAGE	PRIV	GD	PS	WAGE	PRIV	GD			PS	WAGE	PRIV	GD							
Administrative Expenses	1,127,123.75	81,288.47	2,000.00	2,250,000.00	1,200,000.00	1,200,000.00	0.00	0.00	1,200,000.00	1,200,000.00	0.00	0.00	1,200,000.00	1,200,000.00	0.00	0.00	0.00	0.00	1,200,000.00	1,200,000.00	0.00	0.00	0.00	0.00	
Travel Expenses	1,127,123.75	81,288.47	2,000.00	2,250,000.00	1,200,000.00	1,200,000.00	0.00	0.00	1,200,000.00	1,200,000.00	0.00	0.00	1,200,000.00	1,200,000.00	0.00	0.00	0.00	0.00	1,200,000.00	1,200,000.00	0.00	0.00	0.00	0.00	
Utilities	1,127,123.75	81,288.47	2,000.00	2,250,000.00	1,200,000.00	1,200,000.00	0.00	0.00	1,200,000.00	1,200,000.00	0.00	0.00	1,200,000.00	1,200,000.00	0.00	0.00	0.00	0.00	1,200,000.00	1,200,000.00	0.00	0.00	0.00	0.00	
Supplies	1,127,123.75	81,288.47	2,000.00	2,250,000.00	1,200,000.00	1,200,000.00	0.00	0.00	1,200,000.00	1,200,000.00	0.00	0.00	1,200,000.00	1,200,000.00	0.00	0.00	0.00	0.00	1,200,000.00	1,200,000.00	0.00	0.00	0.00	0.00	
Professional Fees	1,127,123.75	81,288.47	2,000.00	2,250,000.00	1,200,000.00	1,200,000.00	0.00	0.00	1,200,000.00	1,200,000.00	0.00	0.00	1,200,000.00	1,200,000.00	0.00	0.00	0.00	0.00	1,200,000.00	1,200,000.00	0.00	0.00	0.00	0.00	
Printing	1,127,123.75	81,288.47	2,000.00	2,250,000.00	1,200,000.00	1,200,000.00	0.00	0.00	1,200,000.00	1,200,000.00	0.00	0.00	1,200,000.00	1,200,000.00	0.00	0.00	0.00	0.00	1,200,000.00	1,200,000.00	0.00	0.00	0.00	0.00	
Telephone	1,127,123.75	81,288.47	2,000.00	2,250,000.00	1,200,000.00	1,200,000.00	0.00	0.00	1,200,000.00	1,200,000.00	0.00	0.00	1,200,000.00	1,200,000.00	0.00	0.00	0.00	0.00	1,200,000.00	1,200,000.00	0.00	0.00	0.00	0.00	
Postage	1,127,123.75	81,288.47	2,000.00	2,250,000.00	1,200,000.00	1,200,000.00	0.00	0.00	1,200,000.00	1,200,000.00	0.00	0.00	1,200,000.00	1,200,000.00	0.00	0.00	0.00	0.00	1,200,000.00	1,200,000.00	0.00	0.00	0.00	0.00	
Interest	1,127,123.75	81,288.47	2,000.00	2,250,000.00	1,200,000.00	1,200,000.00	0.00	0.00	1,200,000.00	1,200,000.00	0.00	0.00	1,200,000.00	1,200,000.00	0.00	0.00	0.00	0.00	1,200,000.00	1,200,000.00	0.00	0.00	0.00	0.00	
Depreciation	1,127,123.75	81,288.47	2,000.00	2,250,000.00	1,200,000.00	1,200,000.00	0.00	0.00	1,200,000.00	1,200,000.00	0.00	0.00	1,200,000.00	1,200,000.00	0.00	0.00	0.00	0.00	1,200,000.00	1,200,000.00	0.00	0.00	0.00	0.00	
Amortization	1,127,123.75	81,288.47	2,000.00	2,250,000.00	1,200,000.00	1,200,000.00	0.00	0.00	1,200,000.00	1,200,000.00	0.00	0.00	1,200,000.00	1,200,000.00	0.00	0.00	0.00	0.00	1,200,000.00	1,200,000.00	0.00	0.00	0.00	0.00	
REMARKS																									

Particulars	Original Budget	Prop Budget	As of Date
1000 Departmental Information System	1,000,000.00	1,000,000.00	1,000,000.00
1001	1,000,000.00	1,000,000.00	1,000,000.00
1002	1,000,000.00	1,000,000.00	1,000,000.00
1003	1,000,000.00	1,000,000.00	1,000,000.00
1004	1,000,000.00	1,000,000.00	1,000,000.00
1005	1,000,000.00	1,000,000.00	1,000,000.00
1006	1,000,000.00	1,000,000.00	1,000,000.00
1007	1,000,000.00	1,000,000.00	1,000,000.00
1008	1,000,000.00	1,000,000.00	1,000,000.00
1009	1,000,000.00	1,000,000.00	1,000,000.00
1010	1,000,000.00	1,000,000.00	1,000,000.00
1011	1,000,000.00	1,000,000.00	1,000,000.00
1012	1,000,000.00	1,000,000.00	1,000,000.00
1013	1,000,000.00	1,000,000.00	1,000,000.00
1014	1,000,000.00	1,000,000.00	1,000,000.00
1015	1,000,000.00	1,000,000.00	1,000,000.00
1016	1,000,000.00	1,000,000.00	1,000,000.00
1017	1,000,000.00	1,000,000.00	1,000,000.00
1018	1,000,000.00	1,000,000.00	1,000,000.00
1019	1,000,000.00	1,000,000.00	1,000,000.00
1020	1,000,000.00	1,000,000.00	1,000,000.00

Prepared by:  
  
**LUCENE MAR S. TARC**  
 DEPUTY ACCOUNTANT

Prepared by:  
  
**LUCENE MAR S. TARC**  
 DEPUTY ACCOUNTANT

Approved by:  
  
**ENGR. BERNARDO A. POLIO**  
 REGIONAL DIRECTOR

