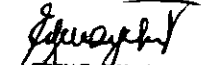
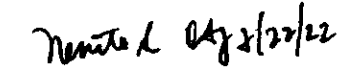



QUARTERLY REPORT OF REVENUE AND OTHER RECEIPTS  
As at the Quarter Ending June 30, 2022

Department : Department of Transportation  
 Agency : Maritime Industry Authority (MARINA)  
 Operating Unit : All Regions  
 Organization Code (UACS) : Consolidated  
 Fund Cluster : 01 - Special Account - Locally Funded/Domestic Grants Fund

Classification/Source of Revenue and Other Receipts	UACS CODE	REVENUE TARGET (Annual) per BESF	Actual Revenue and Other Receipts Collections					Cumulative Remittance/Deposits to Date			Variance		Remarks	
			1st Quarter Ending March 31	2nd Quarter Ending June 30	3rd Quarter Ending Sept. 30	4th Quarter Ending Dec. 31	Total	Remittance to BTR	Deposited with ABOB	TOTAL	Amount	%		
1	2	3	4	5	6	7	8=[8+(7)+6+5]	9	10	11=(9+10)	12=(8-3)	13=(12/9)	14	
Special Account - Locally Funded/Domestic Grants Fund		80,000,000.00	47,732,572.00	5,506,504.00	-	-	53,239,080.00	51,337,886.00	0.00	51,337,886.00	-	6,760,820.00	-80 %	
Revenue Collections		80,000,000.00	47,732,572.00	5,506,504.00	-	-	53,239,080.00	51,337,886.00	0.00	51,337,886.00	-	6,760,820.00	-80 %	
Cash Revenue		80,000,000.00	47,732,572.00	5,506,504.00	-	-	53,239,080.00	51,337,886.00	0.00	51,337,886.00	-	6,760,820.00	-80 %	
Non-Tax		80,000,000.00	47,732,572.00	5,506,504.00	-	-	53,239,080.00	51,337,886.00	0.00	51,337,886.00	-	6,760,820.00	-80 %	
Other Service Income	4020190088	80,000,000.00	47,732,572.00	5,506,504.00	-	-	53,239,080.00	51,337,886.00	0.00	51,337,886.00	-	6,760,820.00	-80 %	
TOTAL		80,000,000.00	47,732,572.00	5,506,504.00	-	-	53,239,080.00	51,337,886.00	0.00	51,337,886.00	-	6,760,820.00	-80 %	

  
BEN Z. EVANGELISTA  
 Chief Accountant  
 Date:


  
NENITA S. ATIENZA  
 Director II, MFAS  
 Date:


  
SONIA B. MALALUAN  
 DIC- Administrator  
 Date:


QUARTERLY REPORT OF REVENUE AND OTHER RECEIPTS  
As at the Quarter Ending June 30, 2022

Department : Department of Transportation  
 Agency : Maritime Industry Authority (MARINA)  
 Operating Unit : All Regions  
 Organization Code (UACS) : Consolidated  
 Fund Cluster : 03 - Special Account - Locally Funded/Domestic Grants Fund

Classification/Sources of Revenue and Other Receipts	UACS CODE	REVENUE TARGET (Annual) per BEBF	Actual Revenue and Other Receipts Collections					Cumulative Remittance/Deposits to Date			Variance		Remarks
			1st Quarter Ending March 31	2nd Quarter Ending June 30	3rd Quarter Ending Sept. 30	4th Quarter Ending Dec. 31	Total	Remittance to BTr	Deposited with AGDS	TOTAL	Amount	%	
1	2	3	4	5	6	7	8=(5+(-)7)+8+9	9	10	11=(9+10)	12=(8-3)	13=(12/3)	14
Special Account - Locally Funded/Domestic Grants Fund		80,000,000.00	47,732,572.00	5,506,506.00	-	-	53,239,080.00	51,337,886.00	0.00	51,337,886.00	6,780,820.00	-80 %	
Revenue Collections		80,000,000.00	47,732,572.00	5,506,506.00	-	-	53,239,080.00	51,337,886.00	0.00	51,337,886.00	6,780,820.00	-80 %	
Cash Revenue		80,000,000.00	47,732,572.00	5,506,506.00	-	-	53,239,080.00	51,337,886.00	0.00	51,337,886.00	6,780,820.00	-80 %	
Non-Tax		80,000,000.00	47,732,572.00	5,506,506.00	-	-	53,239,080.00	51,337,886.00	0.00	51,337,886.00	6,780,820.00	-80 %	
Other Service Income	4020180008	80,000,000.00	47,732,572.00	5,506,506.00	-	-	53,239,080.00	51,337,886.00	0.00	51,337,886.00	6,780,820.00	-80 %	
TOTAL		80,000,000.00	47,732,572.00	5,506,506.00	-	-	53,239,080.00	51,337,886.00	0.00	51,337,886.00	6,780,820.00	-80 %	

  
 EDEN Z. EVANGELISTA  
 Chief Accountant  
 Date:

  
 NENITA S. ATIENZA  
 Director II, MFAS  
 Date:


  
 SONIA B. MALALUAN  
 OIC- Administrator  
 Date:

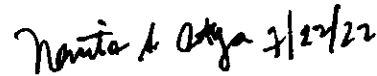
QUARTERLY REPORT OF REVENUE AND OTHER RECEIPTS

As at the Quarter Ending June 30, 2022

Department : Department of Transportation  
 Agency : Maritime Industry Authority (MARINA)  
 Operating Unit : All Regions  
 Organization Code (UACS) : Consolidated  
 Fund Cluster : 03 - Special Account - Locally Funded/Domestic Grants Fund

Classification/Sources of Revenue and Other Receipts	UACS CODE	REVENUE TARGET (Annual) per BSBF	Actual Revenue and Other Receipts Collections				Cumulative Remittance/Deposits to Date			Variance		Remarks	
			1st Quarter Ending March 31	2nd Quarter Ending June 30	3rd Quarter Ending Sept. 30	4th Quarter Ending Dec. 31	Total	Remittance to BTr	Deposited with AAOB	TOTAL	Amount		%
1	2	3	4	5	6	7	8=[8+(7)+6+5]	9	10	11=(9+10)	12=(8-3)	13=(12/3)	14
Special Account - Locally Funded/Domestic Grants Fund		60,000,000.00	47,732,572.00	5,506,506.00	-	-	53,239,080.00	51,337,986.00	0.00	51,337,986.00	6,760,820.00	-	-60 %
Revenue Collections		60,000,000.00	47,732,572.00	5,506,506.00	-	-	53,239,080.00	51,337,986.00	0.00	51,337,986.00	6,760,820.00	-	-60 %
Cash Revenue		60,000,000.00	47,732,572.00	5,506,506.00	-	-	53,239,080.00	51,337,986.00	0.00	51,337,986.00	6,760,820.00	-	-60 %
Non-Tax		60,000,000.00	47,732,572.00	5,506,506.00	-	-	53,239,080.00	51,337,986.00	0.00	51,337,986.00	6,760,820.00	-	-60 %
Other Service Income	4020196009	60,000,000.00	47,732,572.00	5,506,506.00	-	-	53,239,080.00	51,337,986.00	0.00	51,337,986.00	6,760,820.00	-	-60 %
TOTAL		60,000,000.00	47,732,572.00	5,506,506.00	-	-	53,239,080.00	51,337,986.00	0.00	51,337,986.00	6,760,820.00	-	-60 %

  
 EDIN Z. EVANGELISTA  
 Chief Accountant  
 Date:


  
 NENITA S. ATIENZA  
 Director II, MFAS  
 Date:


  
 SORBA B. MALALUAN  
 OIC- Administrator  
 Date:

**QUARTERLY REPORT OF REVENUE AND OTHER RECEIPTS**  
As at the Quarter Ending June 30, 2022

Department : Department of Transportation  
 Agency : Maritime Industry Authority (MARINA)  
 Operating Unit : All Regions  
 Organization Code (MACS) : Consolidated  
 Fund Cluster : 03 - Special Account - Locally Funded/Domestic Grants Fund

Classification/Sources of Revenue and Other Receipts	UACS CODE	REVENUE TARGET (Annual) per BESF	Actual Revenue and Other Receipts Collections					Cumulative Remittance/Deposits to Date			Variance		Remarks
			1st Quarter Ending March 31	2nd Quarter Ending June 30	3rd Quarter Ending Sept. 30	4th Quarter Ending Dec. 31	Total	Remittance to BTR	Deposited with AAOB	TOTAL	Amount	%	
1	2	3	4	5	6	7	8=[8+(-17)+4+8]	9	10	11=(9+10)	12=(8-3)	13=(12/3)	14
Special Account - Locally Funded/Domestic Grants Fund		60,000,000.00	47,732,572.00	5,506,508.00	-	-	53,239,080.00	51,337,886.00	0.00	51,337,886.00	- 6,780,820.00	-80 %	
Revenue Collections		60,000,000.00	47,732,572.00	5,506,508.00	-	-	53,239,080.00	51,337,886.00	0.00	51,337,886.00	- 6,780,820.00	-80 %	
Cash Revenue		60,000,000.00	47,732,572.00	5,506,508.00	-	-	53,239,080.00	51,337,886.00	0.00	51,337,886.00	- 6,780,820.00	-80 %	
Non-Tax		60,000,000.00	47,732,572.00	5,506,508.00	-	-	53,239,080.00	51,337,886.00	0.00	51,337,886.00	- 6,780,820.00	-80 %	
Other Service Income	4020188089	60,000,000.00	47,732,572.00	5,506,508.00	-	-	53,239,080.00	51,337,886.00	0.00	51,337,886.00	- 6,780,820.00	-80 %	
<b>TOTAL</b>		60,000,000.00	47,732,572.00	5,506,508.00	-	-	53,239,080.00	51,337,886.00	0.00	51,337,886.00	- 6,780,820.00	-80 %	

  
 EDEN Z. EVANGELISTA  
 Chief Accountant  
 Date:

  
 NENTA S. ATIENZA  
 Director II, MFAS  
 Date:

  
 SONIA B. MALALUAN  
 OIC - Administrator  
 Date:


QUARTERLY REPORT OF REVENUE AND OTHER RECEIPTS

As at the Quarter Ending June 30, 2022

Department : Department of Transportation  
 Agency : Maritime Industry Authority (MARINA)  
 Operating Unit : Central Office  
 Organization Code (UACS) : 38 903 0100000  
 Fund Cluster : 03 - Special Account - Locally Funded/Domestic Grants Fund

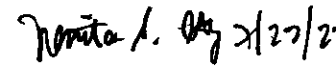
Classification/Sources of Revenue and Other Receipts	UACS CODE	CONSOLIDATED REVENUE TARGET (Annual) per BESF	Actual Revenue and Other Receipts Collections					Cumulative Remittance/Deposits to Date			Variance		Remarks
			1st Quarter Ending March 31	2nd Quarter Ending June 30	3rd Quarter Ending Sept. 30	4th Quarter Ending Dec. 31	Total	Remittance to BTr	Deposited with AGDB	TOTAL	Amount	%	
1	2	3	4	5	6	7	8=[(8+(-)7)-8+9]	9	10	11=(9+10)	12=(11-3)	13=(12/3)	14
Special Account - Locally Funded/Domestic Grants Fund		60,000,000.00	13,526,446.00	1,165,849.00	0.00	0.00	14,692,295.00	14,692,295.00	0.00	14,692,295.00	(45,307,705.00)	-76 %	
Revenue Collections		60,000,000.00	13,526,446.00	1,165,849.00	0.00	0.00	14,692,295.00	14,692,295.00	0.00	14,692,295.00	(45,307,705.00)	-76 %	
Cash Revenue		60,000,000.00	13,526,446.00	1,165,849.00	0.00	0.00	14,692,295.00	14,692,295.00	0.00	14,692,295.00	(45,307,705.00)	-76 %	
Non-Tax		60,000,000.00	13,526,446.00	1,165,849.00	0.00	0.00	14,692,295.00	14,692,295.00	0.00	14,692,295.00	(45,307,705.00)	-76 %	
Other Service Income	4020199099	60,000,000.00	13,526,446.00	1,165,849.00	0.00	0.00	14,692,295.00	14,692,295.00	0.00	14,692,295.00	(45,307,705.00)	-76 %	
<b>TOTAL</b>		<b>60,000,000.00</b>	<b>13,526,446.00</b>	<b>1,165,849.00</b>	<b>0.00</b>	<b>0.00</b>	<b>14,692,295.00</b>	<b>14,692,295.00</b>	<b>0.00</b>	<b>14,692,295.00</b>	<b>(45,307,705.00)</b>	<b>-76 %</b>	

Certified Correct:

  
 EDEN Z. EVANGELISTA  
 Chief Accountant


Date:

Recommending Approval:

  
 NENITA S. ATIENZA  
 Director II, MFAS

Date:

Approved By:

  
 SOMA E. MALALUAN  
 OIC- Administrator

Date:

QUARTERLY REPORT OF REVENUE AND OTHER RECEIPTS

As at the Quarter Ending June 30, 2022

Department : Department of Transportation  
 Agency : Maritime Industry Authority (MARINA)  
 Operating Unit : Central Office  
 Organization Code (UACS) : 38 003 0100000  
 Fund Cluster : 03 - Special Account - Locally Funded/Domestic Grants Fund

Classification/Sources of Revenue and Other Receipts	UACS CODE	CONSOLIDATED REVENUE TARGET (Annual) per BESF	Actual Revenue and Other Receipts Collections					Cumulative Remittance/Deposits to Date			Variance		Remarks
			1st Quarter Ending March 31	2nd Quarter Ending June 30	3rd Quarter Ending Sept. 30	4th Quarter Ending Dec. 31	Total	Remittance to BTr	Deposited with AGDB	TOTAL	Amount	%	
1	2	3	4	5	6	7	8=5+6+7	9	10	11=9+10	12=(8-3)	13=(12/3)	14
Special Account - Locally Funded/Domestic Grants Fund		60,000,000.00	13,526,446.00	1,185,849.00	0.00	0.00	14,692,295.00	14,692,295.00	0.00	14,692,295.00	(45,307,705.00)	-76 %	
Revenue Collections		60,000,000.00	13,526,446.00	1,185,849.00	0.00	0.00	14,692,295.00	14,692,295.00	0.00	14,692,295.00	(45,307,705.00)	-76 %	
Cash Revenue		60,000,000.00	13,526,446.00	1,185,849.00	0.00	0.00	14,692,295.00	14,692,295.00	0.00	14,692,295.00	(45,307,705.00)	-76 %	
Non-Tax		60,000,000.00	13,526,446.00	1,185,849.00	0.00	0.00	14,692,295.00	14,692,295.00	0.00	14,692,295.00	(45,307,705.00)	-76 %	
Other Service Income	4020190099	60,000,000.00	13,526,446.00	1,185,849.00	0.00	0.00	14,692,295.00	14,692,295.00	0.00	14,692,295.00	(45,307,705.00)	-76 %	
<b>TOTAL</b>		<b>60,000,000.00</b>	<b>13,526,446.00</b>	<b>1,185,849.00</b>	<b>0.00</b>	<b>0.00</b>	<b>14,692,295.00</b>	<b>14,692,295.00</b>	<b>0.00</b>	<b>14,692,295.00</b>	<b>(45,307,705.00)</b>	<b>-76 %</b>	

Certified Correct:

  
 EDEN Z. EVANGELISTA  
 Chief Accountant


Date:

Recommending Approval:

  
 NENITA S. ATIENZA  
 Director II, MFAS

Date:

Approved By:

  
 SONIA B. MALALUAN  
 OIC- Administrator

Date: