

QUARTERLY REPORT OF REVENUE AND OTHER RECEIPTS

As at the Quarter Ending September 30, 2022

Department : Department of Transportation
 Agency : Maritime Industry Authority (MARINA)
 Operating Unit : Central Office
 Organization-Code (UACS) : 38 003 0100000
 Fund Cluster : 01 - Regular Agency Fund

Classification/Sources of Revenue and Other Receipts	UACS CODE	REVENUE TARGET (Annual) per BESF	Actual Revenue and Other Receipts Collections					Cumulative Remittance/Deposits to Date			Variance		Remarks
			1st Quarter Ending March 31	2nd Quarter Ending June 30	3rd Quarter Ending Sept. 30	4th Quarter Ending Dec. 31	Total	Remittance to BTr	Deposited with AGDB	TOTAL	Amount	%	
1	2	3	4	5	6	7	8=[(6)+(-17)-8+9]	9	10	11=(9+10)	12=(8-3)	13=(12/3)	14
Regular Agency Fund		758,857,000.00	99,777,918.00	103,493,725.00	98,107,403.00	0.00	301,379,046.00	299,797,728.00	0.00	299,797,728.00	(457,477,954.00)	-60 %	
Revenue Collections		758,857,000.00	99,777,918.00	103,493,725.00	98,107,403.00	0.00	301,379,046.00	299,797,728.00	0.00	299,797,728.00	(457,477,954.00)	-60 %	
Cash Revenue		758,857,000.00	99,777,918.00	103,493,725.00	98,107,403.00	0.00	301,379,046.00	299,797,728.00	0.00	299,797,728.00	(457,477,954.00)	-60 %	
Non-Tax		758,857,000.00	99,777,918.00	103,493,725.00	98,107,403.00	0.00	301,379,046.00	299,797,728.00	0.00	299,797,728.00	(457,477,954.00)	-60 %	
Other Permit Fees	4020101099	93,067,000.00	26,980,727.00	43,727,422.00	32,902,607.00	0.00	103,490,756.00	103,454,455.00	0.00	103,454,455.00	10,403,756.00	11 %	
Registration Fees	4020102000	62,796,000.00	764,011.00	1,231,635.00	1,992,342.00	0.00	3,987,988.00	3,985,183.00	0.00	3,985,183.00	(58,796,012.00)	-94 %	
Clearance Fees	4020104001	134,113,000.00	34,048,441.00	27,271,173.00	27,904,423.00	0.00	89,124,037.00	89,135,272.00	0.00	89,135,272.00	(44,968,963.00)	-34 %	
Franchising Fees	4020105000	37,334,000.00	3,137,629.00	3,293,805.00	2,480,325.00	0.00	8,911,769.00	8,911,769.00	0.00	8,911,769.00	(28,422,231.00)	-76 %	
Inspection Fees	4020110000	74,336,000.00	3,617,865.00	2,240,806.00	2,921,864.00	0.00	8,780,535.00	8,764,235.00	0.00	8,764,235.00	(65,557,485.00)	-88 %	
Other Processing Fees	4020113099	210,802,000.00	27,077,784.00	23,385,620.00	26,373,598.00	0.00	76,837,002.00	4,142,720.00	0.00	4,142,720.00	(133,764,996.00)	-64 %	
Fines and Penalties - Service Income	4020114000	0.00	1,006,281.00	1,799,788.00	1,339,420.00	0.00	4,148,489.00	6,083,243.00	0.00	6,083,243.00	4,148,489.00	0 %	
Other Service Income	4020199099	146,597,000.00	3,262,180.00	543,476.00	2,282,814.00	0.00	6,086,470.00	75,320,851.00	0.00	75,320,851.00	(140,498,530.00)	-96 %	
TOTAL		758,857,000.00	99,777,918.00	103,493,725.00	98,107,403.00	0.00	301,379,046.00	299,797,728.00	0.00	299,797,728.00	(457,477,954.00)	-60 %	

Certified Correct:

Recommending Approval:

Approved By:

E. Z. Eyal Gelista
 EDEN Z. EYAL GELISTA

Nenita S. Atienza 10/18/22
 NENITA S. ATIENZA

Hernani N. Fabia
 Atty. HERNANI N. FABIA

Chief Accountant

Director II, MFAS

Administrator

Date: 10/12/22

Date:

Date:

[Signature]

QUARTERLY REPORT OF REVENUE AND OTHER RECEIPTS

As at the Quarter Ending September 30, 2022

As at the Quarter Ending September 30, 2022

Department :
 Agency : Maritime Industry Authority (MARINA)
 Operating Unit : Central Office
 Organization Code (UACS) : 38 903 0100000
 Fund Cluster : 03 - Special Account - Locally Funded/Domestic Grants Fund

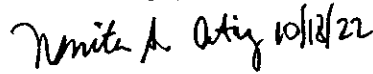
Classification/Sources of Revenue and Other Receipts	UACS CODE	REVENUE TARGET (Annual) per BESF	Actual Revenue and Other Receipts Collections					Cumulative Remittance/Deposits to Date			Variance	
			1st Quarter Ending March 31	2nd Quarter Ending June 30	3rd Quarter Ending Sept. 30	4th Quarter Ending Dec. 31	Total	Remittance to BTr	Deposited with AGDS	TOTAL	Amount	%
1	2	3	4	5	6	7	8=([8]+[-17]-8+9)	9	10	11=(9+10)	12=(8-3)	13=(12/3)
Special Account - Locally Funded/Domestic Grants Fund		60,000,000.00	13,526,446.00	1,165,849.00	1,642,590.00	0.00	16,334,885.00	16,334,885.00	0.00	16,334,885.00	(43,665,115.00)	-73 %
Revenue Collections		60,000,000.00	13,526,446.00	1,165,849.00	1,642,590.00	0.00	16,334,885.00	16,334,885.00	0.00	16,334,885.00	(43,665,115.00)	-73 %
Cash Revenue		60,000,000.00	13,526,446.00	1,165,849.00	1,642,590.00	0.00	16,334,885.00	16,334,885.00	0.00	16,334,885.00	(43,665,115.00)	-73 %
Non-Tax		60,000,000.00	13,526,446.00	1,165,849.00	1,642,590.00	0.00	16,334,885.00	16,334,885.00	0.00	16,334,885.00	(43,665,115.00)	-73 %
Other Service Income	4020199099	60,000,000.00	13,526,446.00	1,165,849.00	1,642,590.00	0.00	16,334,885.00	16,334,885.00	0.00	16,334,885.00	(43,665,115.00)	-73 %
TOTAL		60,000,000.00	13,526,446.00	1,165,849.00	1,642,590.00	0.00	16,334,885.00	16,334,885.00	0.00	16,334,885.00	(43,665,115.00)	-73 %

Certified Correct:

Recommending Approval:

Approved By:


 EDEN Z. EVANGELISTA
 Chief Accountant


 NENITA S. ATIENZA
 Director II, MFAS


 Atty. HERNANI N. FABIA
 Administrator

Date:

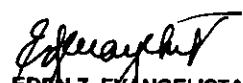
Date:

Date:

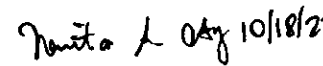
QUARTERLY REPORT OF REVENUE AND OTHER RECEIPTS
As at the Quarter Ending September 30, 2022

Department : Department of Transportation
 Agency : Maritime Industry Authority (MARINA)
 Operating Unit : Central Office
 Organization Code (UACS) : 38 003 0100000
 Fund Cluster : 07 - Trust Receipts


Classification/Sources of Revenue and Other Receipts	UACS CODE	REVENUE TARGET (Annual) per BESF	Actual Revenue and Other Receipts Collections					Cumulative Remittance/Deposits to Date			Variance		Remarks
			1st Quarter Ending March 31	2nd Quarter Ending June 30	3rd Quarter Ending Sept. 30	4th Quarter Ending Dec. 31	Total	Remittance to BTr	Deposited with AGDB	TOTAL	Amount	%	
1	2	3	4	5	6	7	8=([8]+(-)7)-8+9]	9	10	11=(9+10)	12=(8-3)	13=(12/3)	14
Trust Receipts		0.00	4,104,098.00	5,807,121.00	7,253,575.00	0.00	17,164,794.00	17,164,794.00	0.00	17,164,794.00	17,164,794.00	0 %	
Other Trust Receipts Deposited with the National Treasury		0.00	0.00	0.00	0.00	0.00	0.00	0.00	0.00	0.00	0.00	0 %	
Oil Pollution Management Fund		0.00	0.00	0.00	0.00	0.00	0.00	0.00	0.00	0.00	0.00	0 %	
Trust Receipts Deposited with Authorized Government Depository Banks (AGDB)		0.00	4,104,098.00	5,807,121.00	7,253,575.00	0.00	17,164,794.00	17,164,794.00	0.00	17,164,794.00	17,164,794.00	0 %	
Oil Pollution Management Fund		0.00	4,104,098.00	5,807,121.00	7,253,575.00	0.00	17,164,794.00	17,164,794.00	0.00	17,164,794.00	17,164,794.00	0 %	
TOTAL		0.00	4,104,098.00	5,807,121.00	7,253,575.00	0.00	17,164,794.00	17,164,794.00	0.00	17,164,794.00	17,164,794.00	0 %	

Certified Correct:

EDEN Z. EVANGELISTA
 Chief Accountant

Date:

Recommending Approval:

NENITA S. ATIENZA
 Director II, MFAS

Date:

Approved By:

Atty. HERNANI N. FABIA
 Administrator

Date:



QUARTERLY REPORT OF REVENUE AND OTHER RECEIPTS

As at the Quarter Ending September 30, 2022

Department : Department of Transportation
 Agency : Maritime Industry Authority (MARINA)
 Operating Unit : All Regions
 Organization Code (UACB) : Consolidated
 Fund Cluster : 01 - Regular Agency Fund

Classification/Sources of Revenue and Other Receipts	UACS CODE	REVENUE TARGET (Annual) per SBIF	Actual Revenue and Other Receipts Collections					Cumulative Remittance/Deposits to Date			Variance		Remarks
			1st Quarter Ending March 31	2nd Quarter Ending June 30	3rd Quarter Ending Sept. 30	4th Quarter Ending Dec. 31	Total	Remittance to BTR	Deposited with AGDB	TOTAL	Amount	%	
1	2	3	4	5	6	7	8=-(8+(-17)-8+8)	9	10	11=(9+10)	12=(8-9)	13=(12/3)	14
Regular Agency Fund		758,857,000.00	212,429,843.29	208,827,143.42	195,897,984.45	-	616,754,971.16	500,726,141.89	500,726,141.89	500,726,141.89	-142,102,028.84	-0.18725798	
Revenue Collections		758,857,000.00	212,429,843.29	208,827,143.42	195,897,984.45	-	616,754,971.16	500,726,141.89	500,726,141.89	500,726,141.89	-142,102,028.84	-0.18725798	
Cash Revenue		758,857,000.00	212,429,843.29	208,827,143.42	195,897,984.45	-	616,754,971.16	500,726,141.89	500,726,141.89	500,726,141.89	-142,102,028.84	-0.18725798	
Non-Tax		758,857,000.00	212,429,843.29	208,827,143.42	195,897,984.45	-	616,754,971.16	500,726,141.89	500,726,141.89	500,726,141.89	-142,102,028.84	-0.18725798	
Permit Fees Import	4020101001	93,897,000.00	36,907,263.37	68,374,795.42	59,913,194.82	-	165,195,253.61	149,957,858.97	149,957,858.97	149,957,858.97	-14,237,394.64	-0.15151818	
Registration Fees	4020102000	82,786,000.00	11,190,881.13	13,728,865.11	14,095,806.28	-	39,015,552.52	24,793,250.49	24,793,250.49	24,793,250.49	-14,222,302.03	-0.37822488	
Clearance Fees	4020104001	134,113,000.00	46,752,302.40	36,900,839.99	31,371,858.92	-	114,025,101.31	99,049,842.92	99,049,842.92	99,049,842.92	-35,065,257.08	-0.26133382	
Franchising Fees	4020106000	37,334,000.00	19,827,810.84	10,320,193.58	6,410,490.58	-	36,568,494.99	54,571,306.78	54,571,306.78	54,571,306.78	17,002,811.79	0.46645111	
Inspection Fees	4020110000	74,336,000.00	28,156,401.36	23,256,180.06	19,861,309.43	-	69,971,860.85	37,609,571.62	37,609,571.62	37,609,571.62	-32,362,289.23	-0.43545111	
Other Processing Fees	4020113099	210,802,000.00	30,433,612.75	32,208,728.09	37,237,800.00	-	100,880,140.84	63,611,411.00	63,611,411.00	63,611,411.00	-37,268,729.84	-0.17445111	
Fines and Penalties - Service Income	4020114000	-	6,836,271.44	5,931,067.48	5,836,567.23	-	18,603,906.15	36,040,828.55	36,040,828.55	36,040,828.55	17,436,922.40	0.93811111	
Other Service Income	4020199099	146,597,000.00	23,323,300.17	16,909,343.71	21,171,858.31	-	63,404,502.19	34,862,471.26	34,862,471.26	34,862,471.26	-28,542,030.93	-0.42749111	
TOTAL		758,857,000.00	212,429,843.29	208,827,143.42	195,897,984.45	-	616,754,971.16	500,726,141.89	500,726,141.89	500,726,141.89	-142,102,028.84	-0.18725798	

Edey Z. Evangelista
 EDEY Z. EVANGELISTA
 Chief Accountant
 Date: 10/10/22

Nenita S. Atienza 10/12/22
 NENITA S. ATIENZA
 Director II, MFAS
 Date:

Hernani N. Fabia
 Atty. HERNANI N. FABIA
 Administrator
 Date:

QUARTERLY REPORT OF REVENUE AND OTHER RECEIPTS

As at the Quarter Ending September 30, 2022

Department : Department of Transportation
 Agency : Maritime Industry Authority (MARINA)
 Operating Unit : All Regions
 Organization Code (UACS) : Consolidated
 Fund Cluster : 03 - Special Account - Locally Funded/Domestic Grants Fund

Classification/Sources of Revenue and Other Receipts	UACS CODE	REVENUE TARGET (Annual) per BESF	Actual Revenue and Other Receipts Collections					Cumulative Remittance/Deposits to Date			Variance		Remarks
			1st Quarter Ending March 31	2nd Quarter Ending June 30	3rd Quarter Ending Sept. 30	4th Quarter Ending Dec. 31	Total	Remittance to STR	Deposited with AGDS	TOTAL	Amount	%	
1	2	3	4	5	6	7	8=[6+(-7)-8+9]	9	10	11=(9+10)	12=(11-3)	13=(12/3)	14
Special Account - Locally Funded/Domestic Grants Fund		80,000,000.00	47,732,352.58	5,505,507.53	5,814,232.10	-	59,052,092.21	28,990,732.37	0.00	28,990,732.37	947,007.79	-60%	
Revenue Collections		80,000,000.00	47,732,352.58	5,505,507.53	5,814,232.10	-	59,052,092.21	28,990,732.37	0.00	28,990,732.37	947,007.79	-60%	
Cash Revenue		80,000,000.00	47,732,352.58	5,505,507.53	5,814,232.10	-	59,052,092.21	28,990,732.37	0.00	28,990,732.37	947,007.79	-60%	
Non-Tax		80,000,000.00	47,732,352.58	5,505,507.53	5,814,232.10	-	59,052,092.21	28,990,732.37	0.00	28,990,732.37	947,007.79	-60%	
Other Service Income	4020199098	80,000,000.00	47,732,352.58	5,505,507.53	5,814,232.10	-	59,052,092.21	28,990,732.37	0.00	28,990,732.37	947,007.79	-60%	
TOTAL		80,000,000.00	47,732,352.58	5,505,507.53	5,814,232.10	-	59,052,092.21	28,990,732.37	0.00	28,990,732.37	947,007.79	-60%	

Eden Z. Evangelista
 EDEN Z. EVANGELISTA

Chief Accountant

Date: 10/19/22

Nenita S. Atienza 10/18/22

NENITA S. ATIENZA

Director II, MFAS

Date:

Hernani N. Bria
 Atty. HERNANI N. BRIA
 Administrator

Date:

J