

QUARTERLY REPORT OF REVENUE AND OTHER RECEIPTS

As at the Quarter Ending December 31, 2022

Department : Department of Transportation
 Agency : Maritime Industry Authority (MARINA)
 Region : ALL
 Division : ALL
 Operating Unit : ALL
 Organization Code (UACS) : ALL
 Fund Cluster : 01 - Regular Agency Fund

Classification/Sources of Revenue and Other Receipts	UACS CODE	REVENUE TARGET (Annual) per BESF	Actual Revenue and Other Receipts Collections					Cumulative Remittance/Deposits to Date			Variance		Remarks
			1st Quarter Ending March 31	2nd Quarter Ending June 30	3rd Quarter Ending Sept. 30	4th Quarter Ending Dec. 31	Total	Remittance to BTr	Deposited with AGDS	TOTAL	Amount	%	
1	2	3	4	5	6	7	8=(6+(-7)-8+9)	9	10	11=(9+10)	12=(6-3)	13=(12/3)	14
Regular Agency Fund		1,002,345,474.31	205,049,040.99	203,024,878.19	189,983,251.82	202,233,931.40	800,291,102.37	750,436,047.54	12,605,864.21	763,042,911.75	(202,054,371.94)	-20 %	
Revenue Collections		1,002,345,474.31	203,913,429.29	202,116,890.42	189,352,492.45	201,561,313.91	796,944,126.07	747,849,266.24	11,849,904.21	759,699,170.45	(205,401,348.24)	-20 %	
Cash Revenue		1,002,345,474.31	203,913,429.29	202,116,890.42	189,352,492.45	201,561,313.91	796,944,126.07	747,849,266.24	11,849,904.21	759,699,170.45	(205,401,348.24)	-20 %	
Non-Tax		1,002,345,474.31	203,913,429.29	202,116,890.42	189,352,492.45	201,561,313.91	796,944,126.07	747,849,266.24	11,849,904.21	759,699,170.45	(205,401,348.24)	-20 %	
National Capital Region (NCR)		758,857,000.00	99,777,918.00	103,493,725.00	98,107,403.00	116,820,997.00	418,200,043.00	416,348,047.00	0.00	416,348,047.00	(340,656,957.00)	-45 %	
Other Permt Fees	4020101099	93,067,000.00	26,860,727.00	43,727,422.00	32,902,607.00	64,868,464.00	168,379,220.00	168,370,419.00	0.00	168,370,419.00	75,292,220.00	81 %	
Registration Fees	4020102000	62,786,000.00	764,011.00	1,231,635.00	1,962,342.00	2,361,967.00	6,369,955.00	6,369,958.00	0.00	6,369,958.00	(56,416,045.00)	-90 %	
Clearance Fees	4020104001	134,113,000.00	34,048,441.00	27,271,173.00	27,804,423.00	25,213,223.00	114,337,260.00	114,245,839.00	0.00	114,245,839.00	(19,775,740.00)	-15 %	
Franchising Fees	4020105000	37,334,000.00	3,137,629.00	3,293,805.00	2,480,335.00	3,292,812.00	12,204,581.00	12,146,044.00	0.00	12,146,044.00	(25,129,419.00)	-67 %	
Inspection Fees	4020110000	74,338,000.00	3,517,865.00	2,240,806.00	2,921,864.00	4,105,696.00	12,886,231.00	12,875,931.00	0.00	12,875,931.00	(61,451,769.00)	-83 %	
Other Processing Fees	4020113099	210,602,000.00	27,077,784.00	23,385,620.00	26,373,598.00	15,354,800.00	82,191,802.00	90,521,400.00	0.00	90,521,400.00	(118,410,198.00)	-56 %	
Fines and Penalties - Service Income	4020114000	0.00	1,009,291.00	1,798,788.00	1,339,420.00	1,029,896.00	5,178,375.00	5,178,375.00	0.00	5,178,375.00	5,178,375.00	0 %	
Other Service Income	4020199099	146,587,000.00	3,262,180.00	543,476.00	2,292,814.00	554,149.00	6,652,619.00	6,649,080.00	0.00	6,649,080.00	(139,944,381.00)	-95 %	
Region IVA - CALABARZON		65,055,000.00	28,492,381.94	33,887,880.54	31,524,456.74	33,448,847.84	127,351,366.86	127,896,583.11	0.00	127,896,583.11	62,296,366.86	96 %	
Other Permt Fees	4020101099	6,098,000.00	11,524,076.40	17,168,077.15	15,283,422.58	18,910,054.57	62,885,630.70	62,885,630.70	0.00	62,885,630.70	56,787,630.70	93 %	
Registration Fees	4020102000	5,580,000.00	2,103,486.89	3,406,444.51	4,976,718.74	3,787,305.15	14,273,935.29	14,273,935.29	0.00	14,273,935.29	8,683,935.29	155 %	
Certification Fees	4020104002	12,390,000.00	1,908,530.00	1,281,670.00	367,190.00	163,010.00	3,620,400.00	3,620,400.00	0.00	3,620,400.00	(8,769,600.00)	-71 %	
Franchising Fees	4020105000	2,722,000.00	530,834.40	1,889,863.34	927,096.14	392,010.15	3,739,624.03	3,739,624.03	0.00	3,739,624.03	1,017,624.03	37 %	
Inspection Fees	4020110000	13,945,000.00	6,228,909.20	5,160,270.60	4,123,215.40	3,172,978.98	18,683,372.18	18,683,372.18	0.00	18,683,372.18	4,738,372.18	34 %	
Other Processing Fees	4020113099	12,011,000.00	1,971,600.00	912,000.00	1,536,850.00	876,800.00	5,297,150.00	5,198,750.00	0.00	5,198,750.00	(6,713,850.00)	-56 %	

Department : Department of Transportation
 Agency : Maritime Industry Authority (MARINA)
 Region : ALL
 Division : ALL
 Operating Unit : ALL
 Organization Code (UACS) : ALL
 Fund Cluster : 01 - Regular Agency Fund

Classification/Sources of Revenue and Other Receipts	UACS CODE	REVENUE TARGET (Annual) per BESF	Actual Revenue and Other Receipts Collections					Cumulative Remittance/Deposits to Date			Variance		Remarks
			1st Quarter Ending March 31	2nd Quarter Ending June 30	3rd Quarter Ending Sept. 30	4th Quarter Ending Dec. 31	Total	Remittance to BTr	Deposited with AGDB	TOTAL	Amount	%	
1	2	3	4	5	6	7	8=((6+7)-8+9)	9	10	11=(9+10)	12=(8-1)	13=(12/3)	14
Fines and Penalties - Service Income	4020114000	0.00	423,393.81	308,914.95	196,850.74	1,431,174.78	2,320,334.08	2,320,334.08	0.00	2,320,334.08	2,320,334.08	0 %	
Other Service Income	4020199099	12,296,000.00	3,903,571.44	3,760,819.99	4,153,013.14	4,713,518.01	16,530,920.58	17,174,536.83	0.00	17,174,536.83	4,231,920.58	34 %	
Region V - Bicol		0.00	7,816,475.80	5,440,206.82	4,776,664.06	4,068,827.33	21,922,174.04	0.00	0.00	0.00	21,922,174.04	0 %	
Permit Fees Import	4020101001	0.00	17,500.00	21,000.00	9,800.00	18,200.00	66,500.00	0.00	0.00	0.00	66,500.00	0 %	
Other Permit Fees	4020101099	0.00	290,626.00	378,511.18	318,117.25	229,296.00	1,214,520.43	0.00	0.00	0.00	1,214,520.43	0 %	
Registration Fees	4020102000	0.00	698,129.15	780,275.80	717,378.10	582,876.70	2,758,462.75	0.00	0.00	0.00	2,758,462.75	0 %	
Clearance Fees	4020104001	0.00	20,040.00	21,400.00	21,700.00	20,540.00	83,680.00	0.00	0.00	0.00	83,680.00	0 %	
Certification Fees	4020104002	0.00	1,002,150.00	566,910.00	95,580.00	95,230.00	1,789,870.00	0.00	0.00	0.00	1,789,870.00	0 %	
Franchising Fees	4020105000	0.00	1,636,050.00	718,700.00	130,900.00	299,807.45	2,783,457.45	0.00	0.00	0.00	2,783,457.45	0 %	
Licensing Fees	4020106000	0.00	19,550.00	7,880.00	4,500.00	1,280.00	33,270.00	0.00	0.00	0.00	33,270.00	0 %	
Inspection Fees	4020110000	0.00	1,342,944.90	1,141,917.25	1,005,960.50	1,289,063.25	4,759,885.90	0.00	0.00	0.00	4,759,885.90	0 %	
Import Processing Fees	4020113009	0.00	555,200.00	409,000.00	907,100.00	216,500.00	2,087,800.00	0.00	0.00	0.00	2,087,800.00	0 %	
Fines and Penalties - Service Income	4020114000	0.00	160,858.25	104,718.59	114,328.64	180,221.73	569,827.21	0.00	0.00	0.00	569,827.21	0 %	
Other Service Income	4020199099	0.00	1,873,427.50	1,283,914.00	1,451,499.60	1,186,059.20	5,774,900.30	0.00	0.00	0.00	5,774,900.30	0 %	
Region VI - Western Visayas		30,790,000.00	9,826,459.85	8,339,629.34	5,825,229.31	5,631,709.83	29,523,028.33	29,597,283.33	0.00	29,597,283.33	(1,166,971.67)	-4 %	
Other Permit Fees	4020101099	520,900.00	112,166.00	150,170.00	174,400.00	154,800.00	591,536.00	591,536.00	0.00	591,536.00	71,536.00	14 %	
Registration Fees	4020102000	2,200,000.00	580,302.70	1,242,871.46	770,853.93	1,073,814.83	3,667,842.92	3,667,842.92	0.00	3,667,842.92	1,487,842.92	67 %	
Clearance Fees	4020104001	6,800,000.00	3,328,350.00	2,405,450.00	938,530.00	723,410.00	7,395,740.00	7,395,740.00	0.00	7,395,740.00	595,740.00	9 %	
Franchising Fees	4020105000	1,480,000.00	1,838,925.92	415,204.78	267,431.90	382,874.16	2,904,436.76	2,904,436.76	0.00	2,904,436.76	1,424,436.76	96 %	
Inspection Fees	4020110000	3,010,000.00	1,434,272.00	1,174,471.10	954,894.88	1,012,393.84	4,575,326.42	4,549,581.42	0.00	4,549,581.42	1,565,326.42	52 %	
Other Processing Fees	4020113099	11,500,000.00	1,314,740.00	1,224,520.00	1,372,280.00	777,550.00	4,689,090.00	4,689,090.00	0.00	4,689,090.00	(8,810,910.00)	-56 %	
Fines and Penalties - Service Income	4020114000	0.00	281,036.23	515,441.00	208,835.00	251,850.00	1,256,962.23	1,256,962.23	0.00	1,256,962.23	1,256,962.23	0 %	
Other Service Income	4020199099	5,280,000.00	936,687.00	1,211,501.00	1,138,709.00	1,255,217.00	4,542,094.00	4,542,094.00	0.00	4,542,094.00	(737,906.00)	-14 %	
Region VII - Central Visayas		105,810,474.31	27,399,059.55	25,903,331.12	23,941,867.89	20,284,238.28	97,528,494.84	96,888,537.18	0.00	96,888,537.18	(8,281,979.47)	-8 %	

Department : Department of Transportation
 Agency : Maritime Industry Authority (MARINA)
 Region : ALL
 Division : ALL
 Operating Unit : ALL
 Organization Code (UACS) : ALL
 Fund Cluster : D1 - Regular Agency Fund

Classification/Sources of Revenue and Other Receipts	UACS CODE	REVENUE TARGET (Annual) per BESF	Actual Revenue and Other Receipts Collections					Cumulative Remittance/Deposits to Date			Variance		Remarks
			1st Quarter Ending March 31	2nd Quarter Ending June 30	3rd Quarter Ending Sept. 30	4th Quarter Ending Dec. 31	Total	Remittance to BTr	Deposited with AGDE	TOTAL	Amount:	%	
1	2	3	4	5	6	7	8=([6+(-)7]-8+9)	9	10	11=(9+10)	12=(8-3)	13=(12/3)	14
Other Permit Fees	4020101099	16,651,077.00	5,832,130.82	5,483,513.20	5,733,111.00	4,374,375.12	21,423,130.14	21,361,965.14	0.00	21,361,965.14	4,772,053.05		29 %
Registration Fees	4020102000	12,520,800.23	2,562,924.39	3,308,265.88	2,970,424.98	2,792,861.27	11,724,496.52	11,712,142.52	0.00	11,712,142.52	(796,303.71)		-5 %
Clearance Fees	4020104001	12,318,477.48	2,894,080.00	1,204,834.99	640,370.00	694,790.00	5,434,054.99	5,342,223.87	0.00	5,342,223.87	(6,884,422.49)		-56 %
Franchising Fees	4020105000	5,899,180.38	739,060.00	1,106,082.00	828,100.00	840,340.00	3,573,582.00	3,518,082.00	0.00	3,518,082.00	(2,325,598.38)		-39 %
Inspection Fees	4020110000	11,734,850.14	3,996,590.68	6,063,023.51	4,355,962.91	4,022,023.01	18,467,600.09	18,465,200.08	0.00	18,465,200.08	6,732,749.95		57 %
Other Processing Fees	4020113099	19,218,824.98	2,696,550.00	1,925,850.00	2,841,800.00	737,300.00	8,001,300.00	7,588,400.00	0.00	7,588,400.00	(11,217,824.98)		-58 %
Fines and Penalties - Service Income	4020114000	0.00	2,429,522.84	995,085.63	1,682,598.30	1,327,007.02	6,435,213.79	6,433,233.79	0.00	6,433,233.79	6,435,213.79		0 %
Other Service Income	4020199099	27,487,164.01	6,248,220.84	5,835,655.91	5,089,700.70	5,495,539.86	22,469,117.31	22,467,289.77	0.00	22,467,289.77	(4,896,046.70)		-18 %
Region VII - Eastern Visayas		0.00	5,088,757.13	3,792,015.95	4,884,830.69	3,338,160.89	17,104,764.66	17,024,564.66	0.00	17,024,564.66	17,104,764.66		0 %
Other Permit Fees	4020101099	0.00	37,500.00	30,500.00	86,520.00	42,900.00	177,420.00	177,420.00	0.00	177,420.00	177,420.00		0 %
Registration Fees	4020102000	0.00	280,966.54	324,543.40	286,224.59	235,175.57	1,106,910.09	1,106,110.09	0.00	1,106,110.09	1,106,910.09		0 %
Certification Fees	4020104002	0.00	1,068,080.00	590,680.00	304,390.00	238,240.00	2,201,390.00	2,201,390.00	0.00	2,201,390.00	2,201,390.00		0 %
Franchising Fees	4020105000	0.00	48,550.00	43,270.00	82,485.84	72,700.00	245,005.84	245,005.84	0.00	245,005.84	245,005.84		0 %
Licensing Fees	4020106000	0.00	294,668.22	280,902.30	247,117.60	251,822.78	1,074,510.90	1,074,510.90	0.00	1,074,510.90	1,074,510.90		0 %
Inspection Fees	4020110000	0.00	1,610,706.10	874,444.11	709,418.01	1,089,843.49	4,284,411.71	4,284,411.71	0.00	4,284,411.71	4,284,411.71		0 %
Other Processing Fees	4020113099	0.00	589,050.00	394,820.00	916,850.00	304,900.00	2,205,620.00	2,126,820.00	0.00	2,126,820.00	2,205,620.00		0 %
Fines and Penalties - Service Income	4020114000	0.00	315,384.99	344,497.14	512,946.66	409,480.00	1,582,308.79	1,581,708.79	0.00	1,581,708.79	1,582,308.79		0 %
Other Service Income	4020199099	0.00	845,851.28	908,359.00	1,778,878.00	694,089.05	4,227,187.33	4,227,187.33	0.00	4,227,187.33	4,227,187.33		0 %
Region IX - Zamboanga Peninsula		26,900,000.00	8,515,341.16	5,712,157.12	6,414,572.83	6,047,596.00	26,689,637.11	26,689,637.11	0.00	26,689,637.11	(210,362.89)		-1 %
Other Permit Fees	4020101099	5,500,000.00	1,964,247.25	752,905.29	1,261,132.35	1,511,384.07	5,519,688.96	5,519,688.96	0.00	5,519,688.96	19,888.96		0 %
Registration Fees	4020102000	2,500,000.00	654,447.03	516,129.94	483,312.79	494,856.65	2,148,745.41	2,148,745.41	0.00	2,148,745.41	(351,254.59)		-14 %
Clearance Fees	4020104001	1,000,000.00	358,042.40	265,560.00	230,812.28	225,274.30	1,080,688.98	1,080,688.98	0.00	1,080,688.98	80,888.98		8 %
Franchising Fees	4020105000	750,000.00	85,560.00	142,280.00	90,370.00	75,050.00	393,240.00	393,240.00	0.00	393,240.00	(358,780.00)		-48 %
Inspection Fees	4020110000	9,700,000.00	2,457,393.58	1,728,411.19	1,512,999.24	1,582,506.48	7,289,310.48	7,289,310.48	0.00	7,289,310.48	(2,410,689.52)		-25 %

This report was generated using the Unified Reporting System on 24/01/2023 07:48

Department : Department of Transportation
 Agency : Maritime Industry Authority (MARINA)
 Region : ALL
 Division : ALL
 Operating Unit : ALL
 Organization Code (UACS) : ALL
 Fund Cluster : 01 - Regular Agency Fund

Classification/Sources of Revenue and Other Receipts	UACS CODE	REVENUE TARGET (Annual) per BESF	Actual Revenue and Other Receipts Collections					Cumulative Remittance/Deposits to Date			Variance		Remarks
			1st Quarter Ending March 31	2nd Quarter Ending June 30	3rd Quarter Ending Sept. 30	4th Quarter Ending Dec. 31	Total	Remittance to BTr	Deposited with AGDB	TOTAL	Amount	%	
1	2	3	4	5	6	7	8=(6+7)+8+9	9	10	11=(9+10)	12=(8-3)	13=(12/3)	14
Other Processing Fees	4020113099	2,000,000.00	159,500.00	123,850.00	180,472.00	83,023.06	546,845.06	546,845.06	0.00	546,845.06	(1,453,154.92)	-73 %	
Fines and Penalties - Service Income	4020114000	950,000.00	211,488.02	148,703.89	163,855.57	50,831.11	574,888.59	574,888.59	0.00	574,888.59	(375,011.41)	-39 %	
Other Service Income	4020199099	4,500,000.00	2,593,652.87	2,036,336.81	2,461,518.60	2,014,641.33	9,136,149.61	9,136,149.61	0.00	9,136,149.61	4,636,149.61	103 %	
Region X - Northern Mindanao		14,933,000.00	3,946,283.45	3,452,638.09	3,125,581.80	2,005,778.29	12,530,279.63	12,467,409.63	0.00	12,467,409.63	(2,402,720.37)	-16 %	
Other Permit Fees	4020101099	259,000.00	135,700.00	84,700.00	416,300.00	38,700.00	673,400.00	673,400.00	0.00	673,400.00	414,400.00	160 %	
Registration Fees	4020102000	1,008,000.00	314,647.32	287,434.28	325,395.27	306,892.93	1,237,369.80	1,237,369.80	0.00	1,237,369.80	231,369.80	23 %	
Clearance Fees	4020104001	4,325,000.00	944,140.00	464,830.00	110,368.00	99,472.00	1,618,830.00	1,618,360.00	0.00	1,618,360.00	(2,706,170.00)	-63 %	
Franchising Fees	4020105000	165,000.00	9,900.00	86,400.00	18,900.00	34,200.00	129,000.00	121,200.00	0.00	121,200.00	(36,000.00)	-22 %	
Licensing Fees	4020106000	0.00	343,351.52	330,180.64	304,756.46	184,721.76	1,162,990.38	1,162,990.38	0.00	1,162,990.38	1,162,990.38	0 %	
Inspection Fees	4020110000	1,401,000.00	684,347.56	599,084.53	745,318.21	375,576.38	2,404,306.68	2,404,306.68	0.00	2,404,306.68	1,003,306.68	72 %	
Other Processing Fees	4020113099	6,052,000.00	814,850.00	689,250.00	579,400.00	381,850.00	2,464,350.00	2,409,750.00	0.00	2,409,750.00	(3,587,650.00)	-59 %	
Fines and Penalties - Service Income	4020114000	0.00	188,732.05	197,835.44	240,137.06	207,185.62	831,890.17	831,890.17	0.00	831,890.17	831,890.17	0 %	
Other Service Income	4020199099	1,725,000.00	512,615.00	732,961.20	386,398.80	376,179.80	2,008,142.60	2,008,142.60	0.00	2,008,142.60	283,142.60	16 %	
Region XI - Davao		0.00	3,807,070.45	3,054,456.37	2,491,760.57	2,554,216.82	11,907,504.21	0.00	11,849,904.21	11,849,904.21	11,907,504.21	0 %	
Other Permit Fees	4020101099	0.00	233,425.20	117,486.60	292,071.74	420,169.40	1,063,152.94	0.00	1,063,152.94	1,063,152.94	1,063,152.94	0 %	
Registration Fees	4020102000	0.00	1,448,255.37	879,576.88	289,032.33	887,219.25	3,104,158.18	0.00	3,104,158.18	3,104,158.18	3,104,158.18	0 %	
Clearance Fees	4020104001	0.00	167,379.00	145,344.00	132,400.00	179,050.00	624,173.00	0.00	624,173.00	624,173.00	624,173.00	0 %	
Franchising Fees	4020105000	0.00	64,820.00	383,986.24	37,400.00	129,308.00	595,512.24	0.00	595,512.24	595,512.24	595,512.24	0 %	
Inspection Fees	4020110000	0.00	318,325.28	317,790.94	239,120.04	254,592.27	1,129,828.53	0.00	1,129,828.53	1,129,828.53	1,129,828.53	0 %	
Other Processing Fees	4020113099	0.00	992,500.00	787,800.00	850,800.00	637,300.00	3,268,000.00	0.00	3,210,400.00	3,210,400.00	3,268,000.00	0 %	
Fines and Penalties - Service Income	4020114000	0.00	146,085.80	91,481.90	281,177.05	84,919.90	583,644.45	0.00	583,644.45	583,644.45	583,644.45	0 %	
Other Service Income	4020199099	0.00	436,300.00	351,198.00	379,878.87	291,580.00	1,459,034.87	0.00	1,459,034.87	1,459,034.87	1,459,034.87	0 %	
Region XII - SOCCSKSARGEN		0.00	5,541,955.88	6,308,004.04	4,916,017.19	4,173,227.03	20,937,204.22	20,937,204.22	0.00	20,937,204.22	20,937,204.22	0 %	
Other Permit Fees	4020101099	0.00	372,785.10	161,510.00	602,521.70	370,840.20	1,508,437.00	1,508,437.00	0.00	1,508,437.00	1,508,437.00	0 %	

Department : Department of Transportation
 Agency : Maritime Industry Authority (MARINA)
 Region : ALL
 Division : ALL
 Operating Unit : ALL
 Organization Code (UACS) : ALL
 Fund Cluster : 01 - Regular Agency Fund

Classification/Sources of Revenue and Other Receipts	UACS CODE	REVENUE TARGET (Annual) per BESF	Actual Revenue and Other Receipts Collections					Cumulative Remittance/Deposits to Date			Variance		Remarks
			1st Quarter Ending March 31	2nd Quarter Ending June 30	3rd Quarter Ending Sept. 30	4th Quarter Ending Dec. 31	Total	Remittance to BTr	Deposited with AGOB	TOTAL	Amount	%	
1	2	3	4	5	6	7	8=(6+(-7)-8+9)	9	10	11=(9+10)	12=(8-3)	13=(12/3)	14
Registration Fees	4020102000	0.00	715,142.00	573,315.30	561,359.70	492,361.90	2,342,178.83	2,342,178.83	0.00	2,342,178.83	2,342,178.83	0.00	0.00%
Clearance Fees	4020104001	0.00	661,670.00	1,369,081.00	391,783.63	227,520.00	2,650,054.63	2,650,054.63	0.00	2,650,054.63	2,650,054.63	0.00	0.00%
Franchising Fees	4020105000	0.00	92,800.00	128,300.00	88,560.00	78,900.00	388,560.00	388,560.00	0.00	388,560.00	388,560.00	0.00	0.00%
Licensing Fees	4020106000	0.00	296,362.00	221,098.40	132,271.60	176,649.47	816,381.47	816,381.47	0.00	816,381.47	816,381.47	0.00	0.00%
Inspection Fees	4020110000	0.00	1,968,303.89	1,741,318.00	1,510,891.45	1,082,871.35	6,303,484.69	6,303,484.69	0.00	6,303,484.69	6,303,484.69	0.00	0.00%
Other Processing Fees	4020113099	0.00	579,050.00	1,075,050.00	839,450.00	774,200.00	3,367,750.00	3,367,750.00	0.00	3,367,750.00	3,367,750.00	0.00	0.00%
Fines and Penalties - Service Income	4020114000	0.00	275,877.90	378,211.54	178,715.71	472,008.61	1,304,874.76	1,304,874.76	0.00	1,304,874.76	1,304,874.76	0.00	0.00%
Other Service Income	4020199099	0.00	489,985.04	658,119.89	609,362.40	498,015.80	2,255,482.84	2,255,482.84	0.00	2,255,482.84	2,255,482.84	0.00	0.00%
Region XII - CARAGA		0.00	3,901,726.00	2,734,849.03	3,344,108.34	3,168,846.80	13,149,629.17	0.00	0.00	13,149,629.17	0.00	0.00	0.00%
Other Permit Fees	4020101099	0.00	94,249.60	15,100.00	57,721.00	157,350.25	324,420.85	0.00	0.00	324,420.85	0.00	0.00	0.00%
Registration Fees	4020102000	0.00	404,978.71	571,458.85	429,962.40	333,796.13	1,739,898.09	0.00	0.00	1,739,898.09	0.00	0.00	0.00%
Clearance Fees	4020104001	0.00	64,150.00	92,140.00	176,130.01	88,220.00	420,640.01	0.00	0.00	420,640.01	0.00	0.00	0.00%
Franchising Fees	4020105000	0.00	633,922.58	439,741.88	440,424.04	429,831.04	1,943,719.54	0.00	0.00	1,943,719.54	0.00	0.00	0.00%
Inspection Fees	4020110000	0.00	1,284,282.21	779,507.83	774,354.19	616,785.84	3,454,930.07	0.00	0.00	3,454,930.07	0.00	0.00	0.00%
Other Processing Fees	4020113099	0.00	28,650.00	4,850.00	60,300.00	24,200.00	115,800.00	0.00	0.00	115,800.00	0.00	0.00	0.00%
Fines and Penalties - Service Income	4020114000	0.00	278,964.95	245,551.38	702,461.50	620,029.54	2,047,007.37	0.00	0.00	2,047,007.37	0.00	0.00	0.00%
Other Service Income	4020199099	0.00	1,105,749.20	574,400.00	675,744.20	697,515.00	3,053,408.40	0.00	0.00	3,053,408.40	0.00	0.00	0.00%
Miscellaneous Income	4060999000	0.00	8,778.75	12,298.09	27,311.00	1,417.00	49,804.84	0.00	0.00	49,804.84	0.00	0.00	0.00%
Non-Revenue Collections/Other Receipts		0.00	1,135,611.70	907,987.74	630,759.37	672,617.49	3,346,976.30	2,586,781.30	756,950.00	3,343,741.30	3,346,976.30	0.00	0.00%
Cash Receipts		0.00	1,135,611.70	907,987.74	630,759.37	672,617.49	3,346,976.30	2,586,781.30	756,950.00	3,343,741.30	3,346,976.30	0.00	0.00%
Others		0.00	652,733.10	602,311.42	336,459.39	375,157.59	1,966,661.50	1,965,856.50	0.00	1,965,856.50	1,966,661.50	0.00	0.00%
Region IVA - CALABARZON		0.00	652,733.10	602,311.42	336,459.39	375,157.59	1,966,661.50	1,965,856.50	0.00	1,965,856.50	1,966,661.50	0.00	0.00%
Receivables - Disallowances/Charges	1030501000	0.00	202,947.66	115,649.42	71,075.50	154,038.59	543,711.17	543,711.17	0.00	543,711.17	543,711.17	0.00	0.00%
Due to NGAs	2020105000	0.00	449,785.44	486,662.00	265,383.89	221,119.00	1,422,950.33	1,422,145.33	0.00	1,422,145.33	1,422,950.33	0.00	0.00%


Department : Department of Transportation
 Agency : Maritime Industry Authority (MARINA)
 Region : ALL
 Division : ALL
 Operating Unit : ALL
 Organization Code (UACS) : ALL
 Fund Cluster : 01 - Regular Agency Fund

Classification/Sources of Revenue and Other Receipts	UACS CODE	REVENUE TARGET (Annual) per BESF	Actual Revenue and Other Receipts Collections					Cumulative Remittance/Deposits to Date			Variance		Remarks
			1st Quarter Ending March 31	2nd Quarter Ending June 30	3rd Quarter Ending Sept. 30	4th Quarter Ending Dec. 31	Total	Remittance to BTr	Deposited with AGDB	TOTAL	Amount	%	
1	2	3	4	5	6	7	8=([6]+[7]-[4]+[8])	9	10	11=(9+10)	12=(8-3)	13=(12/3)	14
Not Applicable		0.00	482,878.60	305,878.32	294,299.98	297,459.90	1,380,314.80	620,924.80	756,960.00	1,377,884.80	1,380,314.80	0 %	
Region VII - Central Visayas		0.00	482,878.60	305,878.32	294,299.98	297,459.90	1,380,314.80	620,924.80	756,960.00	1,377,884.80	1,380,314.80	0 %	
Due to BR	2020101000	0.00	231,300.00	237,960.00	287,670.00	2,430.00	759,360.00	0.00	756,960.00	756,960.00	759,360.00	0 %	
Due to NGAs	2020105000	0.00	245,578.60	67,886.32	5,411.40	296,029.90	613,706.22	613,706.22	0.00	613,706.22	613,706.22	0 %	
Clothing/Uniform Allowance - Civilian	5010204001	0.00	6,000.00	0.00	0.00	0.00	6,000.00	6,000.00	0.00	6,000.00	6,000.00	0 %	
Traveling Expenses - Local	5020101000	0.00	0.00	0.00	1,218.58	0.00	1,218.58	1,218.58	0.00	1,218.58	1,218.58	0 %	
GRAND TOTAL		1,002,345,474.31	205,049,040.99	203,024,878.16	189,983,251.82	202,233,931.40	800,291,102.37	750,436,047.54	12,606,864.21	763,042,911.75	(202,054,371.94)	-20 %	

Certified Correct:


 EDEN Z. EVANGELISTA
 Chief Accountant

Recommending Approval:


 NENITA S. ATIENZA
 Director II, MFAS

Approved By:


 Atty. HERNANI N. RABIA
 Administrator


QUARTERLY REPORT OF REVENUE AND OTHER RECEIPTS

As at the Quarter Ending December 31, 2022

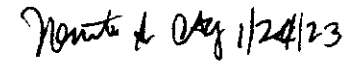
Department : Department of Transportation
 Agency : Maritime Industry Authority (MARINA)
 Operating Unit : Central Office
 Organization Code (UACS) : 38 003 0100000
 Fund Cluster : 01 - Regular Agency Fund

Classification/Sources of Revenue and Other Receipts	UACS CODE	REVENUE TARGET (Annual) per BESF	Actual Revenue and Other Receipts Collections					Cumulative Remittance/Deposits to Date			Variance		Remarks
			1st Quarter Ending March 31	2nd Quarter Ending June 30	3rd Quarter Ending Sept. 30	4th Quarter Ending Dec. 31	Total	Remittance to BTr	Deposited with AGOB	TOTAL	Amount	%	
1	2	3	4	5	6	7	8=[8+(7)+9]	9	10	11=(9+10)	12=(11-3)	13=(12/3)	14
Regular Agency Fund		758,857,000.00	99,777,918.00	103,493,725.00	98,107,403.00	118,820,997.00	418,200,043.00	418,348,047.00	0.00	418,348,047.00	(340,656,957.00)	-45%	
Revenue Collections		758,857,000.00	99,777,918.00	103,493,725.00	98,107,403.00	118,820,997.00	418,200,043.00	418,348,047.00	0.00	418,348,047.00	(340,656,957.00)	-45%	
Cash Revenue		758,857,000.00	99,777,918.00	103,493,725.00	98,107,403.00	118,820,997.00	418,200,043.00	418,348,047.00	0.00	418,348,047.00	(340,656,957.00)	-45%	
Non-Tax		758,857,000.00	99,777,918.00	103,493,725.00	98,107,403.00	118,820,997.00	418,200,043.00	418,348,047.00	0.00	418,348,047.00	(340,656,957.00)	-45%	
Other Permit Fees	4020101099	93,087,000.00	26,880,727.00	43,727,422.00	32,902,807.00	84,888,464.00	168,379,220.00	168,370,419.00	0.00	168,370,419.00	75,292,220.00	81%	
Registration Fees	4020102000	62,786,000.00	764,011.00	1,231,835.00	1,992,342.00	2,361,967.00	6,369,955.00	6,360,958.00	0.00	6,360,958.00	(56,416,045.00)	-90%	
Clearance Fees	4020104001	134,113,000.00	34,048,441.00	27,271,173.00	27,804,423.00	25,213,223.00	114,337,260.00	114,245,839.00	0.00	114,245,839.00	(19,775,740.00)	-15%	
Franchising Fees	4020105000	37,334,000.00	3,137,829.00	3,293,805.00	2,480,335.00	3,292,812.00	12,204,581.00	12,146,044.00	0.00	12,146,044.00	(25,129,419.00)	-67%	
Inspection Fees	4020110000	74,338,000.00	3,817,865.00	2,240,806.00	2,921,864.00	4,105,695.00	12,886,231.00	12,875,931.00	0.00	12,875,931.00	(61,451,769.00)	-83%	
Other Processing Fees	4020113099	210,602,000.00	27,077,794.00	23,385,520.00	26,373,568.00	15,354,800.00	92,191,802.00	90,521,400.00	0.00	90,521,400.00	(118,410,198.00)	-56%	
Fines and Penalties - Service Income	4020114000	0.00	1,009,281.00	1,799,788.00	1,336,420.00	1,029,886.00	5,178,375.00	5,178,376.00	0.00	5,178,376.00	5,178,375.00	100%	
Other Service Income	4020109099	146,597,000.00	3,262,180.00	543,476.00	2,292,814.00	554,149.00	6,852,518.00	6,849,080.00	0.00	6,849,080.00	(139,944,381.00)	-85%	
TOTAL		758,857,000.00	99,777,918.00	103,493,725.00	98,107,403.00	118,820,997.00	418,200,043.00	418,348,047.00	0.00	418,348,047.00	(340,656,957.00)	-45%	


Certified Correct:


 EDEN Z. EVANGELISTA
 Chief Accountant
 Date:

Recommending Approval:


 NENITA S. ATIENZA
 Director II, MFAS
 Date:

Approved By:


 Atty. HERNANI N. FABIA
 Administrator
 Date:

QUARTERLY REPORT OF REVENUE AND OTHER RECEIPTS
As at the Quarter Ending December 31, 2022

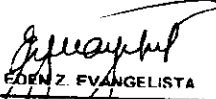
Department : Department of Transportation
 Agency : Maritime Industry Authority (MARINA)
 Region : ALL
 Division : ALL
 Operating Unit : ALL
 Organization Code (UACS) : ALL
 Fund Cluster : 03 - Special Account - Locally Funded/Domestic Grants Fund

Classification/Sources of Revenue and Other Receipts	UACS CODE	REVENUE TARGET (Annual) per BESF	Actual Revenue and Other Receipts Collections					Cumulative Remittance/Deposits to Date			Variance		Remarks
			1st Quarter Ending March 31	2nd Quarter Ending June 30	3rd Quarter Ending Sept. 30	4th Quarter Ending Dec. 31	Total	Remittance to BTr	Deposited with AGDB	TOTAL	Amount	%	
1	2	3	4	5	6	7	8=[(5)+(7)-6+9]	9	10	11=(9+10)	12=(8-3)	13=(12/3)	14
Special Account - Locally Funded/Domestic Grants Fund		101,710,034.00	45,226,609.83	4,426,519.51	5,762,091.88	5,053,957.54	60,469,178.75	53,643,760.11	273,321.98	53,919,082.09	(41,240,855.24)	-41%	
Revenue Collections		101,710,034.00	45,226,609.83	4,426,519.51	5,762,091.88	5,053,957.54	60,469,178.75	53,643,760.11	273,321.98	53,919,082.09	(41,240,855.24)	-41%	
Cash Revenue		101,710,034.00	45,226,609.83	4,426,519.51	5,762,091.88	5,053,957.54	60,469,178.75	53,643,760.11	273,321.98	53,919,082.09	(41,240,855.24)	-41%	
Non-Tax		101,710,034.00	45,226,609.83	4,426,519.51	5,762,091.88	5,053,957.54	60,469,178.75	53,643,760.11	273,321.98	53,919,082.09	(41,240,855.24)	-41%	
National Capital Region (NCR)		60,000,000.00	13,526,446.00	1,165,849.00	1,642,590.00	1,226,818.89	17,561,703.89	17,430,628.58	0.00	17,430,628.58	(42,438,296.11)	-71%	
Other Service Income	4020199099	60,000,000.00	13,526,446.00	1,165,849.00	1,642,590.00	1,226,818.89	17,561,703.89	17,430,628.58	0.00	17,430,628.58	(42,438,296.11)	-71%	
Region IVA - CALABARZON		6,000,000.00	4,417,950.85	558,464.75	235,716.77	229,858.43	5,441,783.40	5,441,783.40	0.00	5,441,783.40	(557,909.20)	-9%	
Fines and Penalties - Service Income	4020114000	0.00	97,721.19	43,076.57	64,418.36	62,720.94	267,936.76	267,936.76	0.00	267,936.76	267,936.76	0%	
Other Service Income	4020199099	6,000,000.00	4,320,229.66	515,388.18	171,298.41	167,237.79	5,174,154.94	5,173,846.64	0.00	5,173,846.64	(825,845.96)	-14%	
Region V - Bicol		0.00	2,226,644.50	479,395.95	617,788.41	191,363.85	3,515,192.71	0.00	0.00	0.00	3,515,192.71	0%	
Fines and Penalties - Service Income	4020114000	0.00	316,726.84	128,560.29	244,634.46	52,732.63	742,654.22	0.00	0.00	0.00	742,654.22	0%	
Other Service Income	4020199099	0.00	1,909,917.66	350,835.66	373,153.95	138,631.22	2,772,538.49	0.00	0.00	0.00	2,772,538.49	0%	
Region VI - Western Visayas		1,500,000.00	1,060,217.36	119,442.23	80,075.02	134,886.00	1,394,620.61	1,394,620.61	0.00	1,394,620.61	(105,379.39)	-7%	
Other Service Income	4020199099	1,500,000.00	1,060,217.36	119,442.23	80,075.02	134,886.00	1,394,620.61	1,394,620.61	0.00	1,394,620.61	(105,379.39)	-7%	
Region VII - Central Visayas		25,821,034.00	15,456,174.49	918,124.62	2,367,931.11	707,101.36	19,449,331.58	19,441,273.84	0.00	19,441,273.84	(6,371,702.42)	-25%	
Other Service Income	4020199099	25,821,034.00	15,456,174.49	918,124.62	2,367,931.11	707,101.36	19,449,331.58	19,441,273.84	0.00	19,441,273.84	(6,371,702.42)	-25%	
Region VIII - Eastern Visayas		0.00	2,089,890.64	106,454.32	484,265.76	646,179.58	3,326,590.30	3,143,219.63	0.00	3,143,219.63	3,326,590.30	0%	
Fines and Penalties - Service Income	4020114000	0.00	129,427.76	9,841.32	26,749.78	13,639.63	179,658.49	179,658.49	0.00	179,658.49	179,658.49	0%	
Other Service Income	4020199099	0.00	1,960,262.88	96,613.00	457,515.98	632,539.95	3,146,931.81	2,963,561.14	0.00	2,963,561.14	3,146,931.81	0%	
Region IX - Zamboanga Peninsula		5,900,000.00	3,079,855.81	221,971.92	157,284.88	258,264.86	3,717,317.27	3,717,317.27	0.00	3,717,317.27	(2,822,682.73)	-36%	

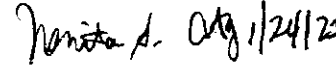
Department : Department of Transportation
 Agency : Maritime Industry Authority (MARINA)
 Region : ALL
 Division : ALL
 Operating Unit : ALL
 Organization Code (UACS) : ALL
 Fund Cluster : 03 - Special Account - Locally Funded/Domestic Grants Fund

Classification/Sources of Revenue and Other Receipts	UACS CODE	REVENUE TARGET (Annual) per BESF	Actual Revenue and Other Receipts Collections					Cumulative Remittance/Deposits to Date			Variance		Remarks
			1st Quarter Ending March 31	2nd Quarter Ending June 30	3rd Quarter Ending Sept. 30	4th Quarter Ending Dec. 31	Total	Remittance to BTr	Deposited with AGOB	TOTAL	Amount	%	
1	2	3	4	5	6	7	8=([4]+[5]+[6]+[7])	9	10	11=(9+10)	12=(8-3)	13=(12/3)	14
Fines and Penalties - Service Income	4020114000	300,000.00	208,305.67	11,488.51	30,300.52	7,242.91	255,337.61	255,337.61	0.00	255,337.61	(44,662.39)	-15 %	
Other Service Income	4020199099	5,500,000.00	2,873,549.94	210,483.41	125,984.36	250,961.95	3,461,979.66	3,461,979.66	0.00	3,461,979.66	(2,038,020.34)	-37 %	
Region X - Northern Mindanao		2,589,000.00	868,834.45	288,403.98	52,981.87	1,049,476.82	2,259,698.72	1,834,280.72	0.00	1,834,280.72	(329,301.28)	-13 %	
Fines and Penalties - Service Income	4020114000	0.00	23,814.79	20,898.01	1,925.73	242,253.67	288,892.20	288,892.20	0.00	288,892.20	288,892.20	0 %	
Other Service Income	4020199099	2,589,000.00	845,019.66	267,505.57	51,056.14	807,225.15	1,970,806.52	1,545,388.52	0.00	1,545,388.52	(618,193.48)	-24 %	
Region XI - Davao		0.00	215,141.94	30,696.68	27,931.48	1,551.88	275,321.98	0.00	275,321.98	275,321.98	275,321.98	0 %	
Fines and Penalties - Service Income	4020114000	0.00	4,122.15	4,504.58	268.03	0.00	8,894.76	0.00	8,894.76	8,894.76	8,894.76	0 %	
Other Service Income	4020199099	0.00	211,019.79	26,192.10	27,663.45	1,551.88	266,427.22	0.00	266,427.22	266,427.22	266,427.22	0 %	
Region XII - SOCCSKSARGEN		0.00	892,632.49	22,888.70	79,112.82	246,002.05	1,240,636.06	1,240,636.06	0.00	1,240,636.06	1,240,636.06	0 %	
Other Service Income	4020199099	0.00	892,632.49	22,888.70	79,112.82	246,002.05	1,240,636.06	1,240,636.06	0.00	1,240,636.06	1,240,636.06	0 %	
Region XIII - CARAGA		0.00	1,393,021.50	514,827.76	16,413.76	362,411.82	2,286,674.84	0.00	0.00	0.00	2,286,674.84	0 %	
Other Service Income	4020199099	0.00	1,393,021.50	514,827.76	16,413.76	362,411.82	2,286,674.84	0.00	0.00	0.00	2,286,674.84	0 %	
GRAND TOTAL		10,710,034.00	45,226,609.83	4,426,519.51	5,762,091.88	5,063,967.54	60,469,178.74	58,649,769.11	275,321.98	53,919,082.00	(41,240,855.24)	-41 %	


Certified Correct:


 FERN Z. EVANGELISTA
 Chief Accountant

Recommending Approval:


 NENITA S. ATIENZA
 Director II MFAS

Approved By:


 Atty. BERNANI N. LABIA
 Administrator

QUARTERLY REPORT OF REVENUE AND OTHER RECEIPTS

As at the Quarter Ending December 31, 2022


Department : Department of Transportation
 Agency : Maritime Industry Authority (MARINA)
 Operating Unit : Central Office
 Organization Code (UACS) : 38 003 0100000
 Fund Cluster : 03 - Special Account - Locally Funded/Domestic Grants Fund

Classification/Sources of Revenue and Other Receipts	UACS CODE	REVENUE TARGET (Annual) per BESF	Actual Revenue and Other Receipts Collections					Cumulative Remittance/Deposits to Date			Variance		Remarks
			1st Quarter Ending March 31	2nd Quarter Ending June 30	3rd Quarter Ending Sept. 30	4th Quarter Ending Dec. 31	Total	Remittance to BTr	Deposited with AGOB	TOTAL	Amount	%	
1	2	3	4	5	6	7	8=[(5+(-17)-8+9)]	9	10	11=(9+10)	12=(8-3)	13=(12/3)	14
Special Account - Locally Funded/Domestic Grants Fund		80,000,000.00	13,526,446.00	1,165,849.00	1,642,590.00	1,226,818.89	17,561,703.89	17,430,628.58	0.00	17,430,628.58	(42,438,296.11)	-71 %	
Revenue Collections		80,000,000.00	13,526,446.00	1,165,849.00	1,642,590.00	1,226,818.89	17,561,703.89	17,430,628.58	0.00	17,430,628.58	(42,438,296.11)	-71 %	
Cash Revenue		80,000,000.00	13,526,446.00	1,165,849.00	1,642,590.00	1,226,818.89	17,561,703.89	17,430,628.58	0.00	17,430,628.58	(42,438,296.11)	-71 %	
Non-Tax		80,000,000.00	13,526,446.00	1,165,849.00	1,642,590.00	1,226,818.89	17,561,703.89	17,430,628.58	0.00	17,430,628.58	(42,438,296.11)	-71 %	
Other Service Income	4020199099	80,000,000.00	13,526,446.00	1,165,849.00	1,642,590.00	1,226,818.89	17,561,703.89	17,430,628.58	0.00	17,430,628.58	(42,438,296.11)	-71 %	
TOTAL		80,000,000.00	13,526,446.00	1,165,849.00	1,642,590.00	1,226,818.89	17,561,703.89	17,430,628.58	0.00	17,430,628.58	(42,438,296.11)	-71 %	

Certified Correct:

Recommending Approval:

Approved By:


 EDEN Z. EVANGELISTA
 Chief Accountant
 Date:

NENITA S. ATIENZA
 Director II, MFAS
 Date:

Atty. HERNANI N. FABIA
 Administrator
 Date:

QUARTERLY REPORT OF REVENUE AND OTHER RECEIPTS
As at the Quarter Ending December 31, 2022

Department : Department of Transportation
 Agency : Maritime Industry Authority (MARINA)
 Operating Unit : Regional Office - IVA
 Organization Code (UACB) : 38 603 600004
 Fund Cluster : 01 - Regular Agency Fund

Classification/Source of Revenue and Other Receipts	UACB CODE	REVENUE TARGET (Annual) per 6888F	Actual Revenue and Other Receipts Collections					Cumulative Remittance/Deposits to Date			Variance		Remarks
			1st Quarter Ending March 31	2nd Quarter Ending June 30	3rd Quarter Ending Sept. 30	4th Quarter Ending Dec. 31	Total	Remittance to STI	Deposited with AGDB	TOTAL	Amount	%	
1	2	3	4	5	6	7	8=(4+5+6+7)	9	10	11=(9+10)	12=(8-1)	13=(12/3)	14
Regular Agency Fund		65,056,000.00	20,145,115.04	34,490,181.98	31,680,915.13	33,821,805.23	129,318,028.38	129,662,439.61	0.00	129,662,439.61	64,263,028.36	98%	
Revenue Collections		65,056,000.00	20,492,361.94	33,867,860.54	31,624,468.74	33,446,647.64	127,351,386.86	127,696,583.11	0.00	127,696,583.11	62,296,386.86	95%	
Cash Revenue		65,056,000.00	20,492,361.94	33,867,860.54	31,524,468.74	33,446,647.64	127,351,386.86	127,696,583.11	0.00	127,696,583.11	62,296,386.86	95%	
Non-Tax		65,056,000.00	20,492,361.94	33,867,860.54	31,524,468.74	33,446,647.64	127,351,386.86	127,696,583.11	0.00	127,696,583.11	62,296,386.86	95%	
Other Permit Fees	4020101000	5,068,000.00	11,524,076.40	17,198,077.15	15,283,422.58	18,910,064.57	62,895,630.75	62,895,630.70	0.00	62,895,630.70	56,787,630.70	91%	
Registration Fees	4020102000	5,590,000.00	2,103,488.89	3,408,444.51	4,978,718.74	3,787,305.15	14,273,936.29	14,273,936.29	0.00	14,273,936.29	8,663,936.29	60%	
Certification Fees	4020104000	12,190,000.00	1,608,530.00	1,261,670.00	387,160.00	163,010.00	3,620,400.00	3,620,400.00	0.00	3,620,400.00	(5,769,600.00)	30%	
Franchising Fees	4020106000	2,722,000.00	530,834.40	1,669,863.34	827,098.14	992,010.15	3,739,824.03	3,739,824.03	0.00	3,739,824.03	1,017,624.03	37%	
Inspection Fees	4020110000	13,945,000.00	6,226,809.20	5,180,270.60	4,125,275.40	3,172,678.89	16,683,372.18	16,683,372.18	0.00	16,683,372.18	4,736,372.18	34%	
Other Processing Fees	4020113000	12,311,000.00	1,971,600.00	912,000.00	1,538,500.00	876,600.00	5,267,150.00	5,146,750.00	0.00	5,146,750.00	(6,111,850.00)	42%	
Fines and Penalties - Service Income	4020114000	0.00	423,363.81	308,914.85	156,850.74	431,174.75	2,320,334.06	2,320,334.06	0.00	2,320,334.06	2,320,334.06	100%	
Other Service Income	4020190000	12,096,000.00	3,603,571.44	3,760,919.90	4,133,013.14	4,113,518.01	16,530,920.58	17,174,536.63	0.00	17,174,536.63	4,231,620.58	34%	
Non-Revenue Collections/Other Receipts		0.00	652,733.10	802,311.42	336,459.39	375,157.59	1,966,661.50	1,966,661.50	0.00	1,966,661.50	1,966,661.50	100%	
Cash Receipts		0.00	652,733.10	802,311.42	336,459.39	375,157.59	1,966,661.50	1,966,661.50	0.00	1,966,661.50	1,966,661.50	100%	
Others		0.00	652,733.10	802,311.42	336,459.39	375,157.59	1,966,661.50	1,966,661.50	0.00	1,966,661.50	1,966,661.50	100%	
Revenues - Customers/Charges	1030501000	0.00	202,947.85	116,648.42	71,075.50	54,038.96	543,711.11	543,711.11	0.00	543,711.11	543,711.11	100%	
Due to NGAs	2020105000	0.00	449,786.44	486,662.00	265,383.89	221,119.00	1,422,851.33	1,422,145.33	0.00	1,422,145.33	1,422,851.33	100%	
TOTAL		65,056,000.00	20,145,115.04	34,490,181.98	31,680,915.13	33,821,805.23	129,318,028.38	129,662,439.61	0.00	129,662,439.61	64,263,028.36	98%	

Certified Correct:

 JEFFREY T. BALARA
 Accountant
 Date: 01-11-2023

Recommending Approval:

 ROSE BERNADETTE S. MACARAIG
 Designated Budget Officer AO II
 Date: 01-11-2023


Approved By:

 ENZO RIZAL J. VICTORINA
 Regional Director
 Date: 01-11-2023

QUARTERLY REPORT OF REVENUE AND OTHER RECEIPTS
As at the Quarter Ending December 31, 2022


Department : Department of Transportation
 Agency : Maritime Industry Authority (MARINA)
 Operating Unit : Regional Office - NA
 Organization Code (UACS) : 55 003 030004
 Fund Cluster : 02 - Special Account - Locally Funded/Domestic Grants Fund

Classification/Sources of Revenue and Other Receipts	UACS CODE	REVENUE TARGET (Amount) per BRRF	Actual Revenue and Other Receipts Collections					Cumulative Remittance/Deposits to Date			Variance		Remarks
			1st Quarter Ending March 31	2nd Quarter Ending June 30	3rd Quarter Ending Sept. 30	4th Quarter Ending Dec. 31	Total	Remittance to STR	Deposited with AGDE	TOTAL	Amount	%	
1	2	3	4	5	6	7	8=2+4+6+8	9	10	11=9+10	12=(3-11)	13=(12/3)	14
Special Account - Locally Funded/Domestic Grants Fund		6,000,000.00	4,417,960.86	566,464.76	235,716.77	228,956.43	5,442,098.80	5,441,783.40	0.00	5,441,783.40	(557,909.20)	-9%	
Revenue Collections		6,000,000.00	4,417,960.86	566,464.76	235,716.77	228,956.43	5,442,098.80	5,441,783.40	0.00	5,441,783.40	(557,909.20)	-9%	
Cash Revenue		6,000,000.00	4,417,960.86	566,464.76	235,716.77	228,956.43	5,442,098.80	5,441,783.40	0.00	5,441,783.40	(557,909.20)	-9%	
Non-Tax		6,000,000.00	4,417,960.86	566,464.76	235,716.77	228,956.43	5,442,098.80	5,441,783.40	0.00	5,441,783.40	(557,909.20)	-9%	
Fines and Penalties - Service Income	4020114000	0.00	27,721.19	43,076.97	64,410.96	62,720.54	267,930.76	267,930.76	0.00	267,930.76	267,930.76	0%	
Other Service Income	4020190099	6,000,000.00	4,370,239.69	516,386.18	171,285.41	167,235.79	5,174,154.04	5,173,848.64	0.00	5,173,848.64	(825,845.96)	-14%	
TOTAL		6,000,000.00	4,417,960.86	566,464.76	235,716.77	228,956.43	5,442,098.80	5,441,783.40	0.00	5,441,783.40	(557,909.20)	-9%	

Certified Correct:

 JEFFREY S. BALJAR
 Accountant I
 Date: 01-11-2023

Recommending Approval:


 ROSE BERNADETTE S. MACARAIG
 Designated Budget Officer/ AO II
 Date: 01-11-2023


Approved By:

 ENGR. RIZAL J. VICTORIA
 Regional Director
 Date: 01-11-2023


QUARTERLY REPORT OF REVENUE AND OTHER RECEIPTS
As at the Quarter Ending December 31, 2022

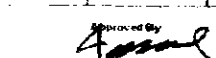
Department : Department of Transportation
Agency : Maritime Industry Authority (MARINA)
Operating Unit : Regional Office - V
Organization Code (UACS) : 38 003 0308005
Fund Cluster : 01 - Regular Agency Fund

Classification/Sources of Revenue and Other Receipts	UACS CODE	REVENUE TARGET (Annual) or BESF	Actual Revenue and Other Receipts Collections					Cumulative Remittance/Deposit to Date			Variance		Remarks
			1st Quarter Ending March 31	2nd Quarter Ending June 30	3rd Quarter Ending Sept. 30	4th Quarter Ending Dec. 31	Total	Remittance to BTR	Deposited with AGOB	TOTAL	Amount	%	
1	2	3	4	5	6	7	8=(4+5+6+7)	9	10	11=(9+10)	12=(8-2)	13=(12/8)	14
Regular Agency Fund		0.00	416,274.94	440,236.87	472,864.79	4,086,827.33	21,922,174.04	0.00	0.00	0.00	-1,922,174.04	0.0%	
Revenue Collections		0.00	416,274.94	440,236.87	472,864.79	4,086,827.33	21,922,174.04	0.00	0.00	0.00	-1,922,174.04	0.0%	
Cash Revenue		0.00	416,274.94	440,236.87	472,864.79	4,086,827.33	21,922,174.04	0.00	0.00	0.00	-1,922,174.04	0.0%	
Non-Tax		0.00	416,274.94	440,236.87	472,864.79	4,086,827.33	21,922,174.04	0.00	0.00	0.00	-1,922,174.04	0.0%	
Port Fees	402010101	0.00	11,574.43	11,990.00	9,800.00	18,200.00	60,500.00	0.00	0.00	0.00	60,500.00	0.0%	
Harbor Fees	402010102	0.00	390,600.00	328,646.87	318,114.79	2,798,600.00	1,214,520.43	0.00	0.00	0.00	-1,214,520.43	0.0%	
Wharfage Fees	402010201	0.00	266,274.50	272,770.00	317,374.15	361,624.70	1,258,043.35	0.00	0.00	0.00	-1,258,043.35	0.0%	
Terminal Fees	402010202	0.00	41,000.00	41,000.00	21,700.00	20,700.00	84,400.00	0.00	0.00	0.00	-84,400.00	0.0%	
Administrative Fees	402010203	0.00	2,000.00	2,000.00	35,800.00	35,200.00	75,000.00	0.00	0.00	0.00	-75,000.00	0.0%	
Security Fees	402010204	0.00	2,000.00	2,000.00	130,000.00	299,800.00	1,783,400.00	0.00	0.00	0.00	-1,783,400.00	0.0%	
Agency Fees	402010205	0.00	2,000.00	2,000.00	2,000.00	2,000.00	8,000.00	0.00	0.00	0.00	-8,000.00	0.0%	
Wharfage Fees	402010301	0.00	40,000.00	40,000.00	1,305,060.59	1,259,060.25	4,550,800.43	0.00	0.00	0.00	-4,550,800.43	0.0%	
Port Security Fees	402010302	0.00	140,274.50	140,274.50	80,100.00	215,500.00	2,067,800.00	0.00	0.00	0.00	-2,067,800.00	0.0%	
Port Security Service Charge	402010303	0.00	140,274.50	140,274.50	114,029.54	190,224.73	1,464,803.27	0.00	0.00	0.00	-1,464,803.27	0.0%	
Port Security Fee	402010304	0.00	2,000.00	2,000.00	2,000.00	1,000,000.00	2,000,000.00	0.00	0.00	0.00	-2,000,000.00	0.0%	
TOTAL		0.00	416,274.94	440,236.87	472,864.79	4,086,827.33	21,922,174.04	0.00	0.00	0.00	-1,922,174.04	0.0%	

Prepared By: 
E. A. J. J. J.
Date: 12/30/22

Reviewed By: 
E. A. J. J. J.
Date: 12/30/22

Recommended Approval:

E. A. J. J. J.
Date: 12/30/22

Approved By:

E. A. J. J. J.
Date: 12/30/22

This Report was generated using the Unified Reporting System on January 2, 2023 08:11:02 AM. The report is for internal use only.

QUARTERLY REPORT OF REVENUE AND OTHER RECEIPTS
As at the Quarter Ending December 31, 2022

Department: Department of Transportation
 Agency: Maritime Industry Authority (MARINA)
 Operating Unit: Regional Office - V
 Organization Code (UACS): 38 003 0300006
 Fund Cluster: 83 - Special Account - Locally Funded/Domestic Grants Fund

Classification/Source of Revenue and Other Receipts	UACS CODE	REVENUE TARGET (Annual) per BESF	Actual Revenue and Other Receipts Collections				Total	Cumulative Remittance/Deposit to Date			Variance		Remarks
			1st Quarter Ending March 31	2nd Quarter Ending June 30	3rd Quarter Ending Sept 30	4th Quarter Ending Dec 31		Remittance/BT	Deposited with AGDB	TOTAL	Amount	%	
1	2	3	4	5	6	7	8=[6+(-7)+8+9]	9	10	11=(9+10)	12=(8-11)	13=(12/8)	14
Special Account - Locally Funded/Domestic Grants Fund		0.00	26,646.22	174,112.50	171,786.21	141,982.60	3,515,192.71	3.44	0.00	3,515,192.71	0.00	0.00%	
Revenue Collections		0.00	2,270,844.00	4,770,000.00	917,786.21	191,360.95	3,515,192.71	0.00	0.00	3,515,192.71	0.00	0%	
Cash Revenue		0.00	2,229,644.00	4,718,400.00	917,786.21	191,360.95	3,515,192.71	0.00	0.00	3,515,192.71	0.00	0%	
Non-Tax		0.00	2,229,644.00	4,718,400.00	917,786.21	191,360.95	3,515,192.71	0.00	0.00	3,515,192.71	0.00	0%	
Fees and Permits - Transportation	302011492	0.00	10,000.00	10,000.00	14,834.49	5,732.53	40,567.02	0.00	0.00	40,567.02	0.00	0%	
Other Services/Other	41010666	0.00	1,000,000.00	1,000,000.00	1,000,000.00	1,000,000.00	2,772,536.49	0.00	0.00	2,772,536.49	0.00	0%	
TOTAL		0.00	2,270,844.00	4,770,000.00	917,786.21	191,360.95	3,515,192.71	3.44	0.00	3,515,192.71	0.00	0%	

Prepared By: Certified Contract

IRENE A. CRUZ
ADMINISTRATIVE OPERATOR

Jan 11, 2023

In coordination with Certified Contract

M. A. RICAFOPE
ADMINISTRATIVE OPERATOR

Jan 11, 2023

Recommended Approval

BERNARDO T. MUAJASAB
ADMINISTRATIVE OPERATOR IV

Jan 11, 2023

Approved By

EMER JAMES B. BEA
ADMINISTRATIVE OPERATOR

Jan 11, 2023

QUARTERLY REPORT OF REVENUE AND OTHER RECEIPTS

As at the Quarter Ending December 31, 2022

Department : Department of Transportation
 Agency : Maritime Industry Authority (MARINA)
 Operating Unit : Regional Office - VI
 Organization Code (OACS) : 38 003 0300006
 Fund Charter : 01 - Regular Agency Fund

Classification/Source of Revenue and Other Receipts	OACS CODE	REVENUE TARGET (Assess) per BSEP	Actual Revenue and Other Receipts Collections					Cumulative Remittances/Deposits to Date			Variance		Remarks
			1st Quarter Ending March 31	2nd Quarter Ending June 30	3rd Quarter Ending Sept. 30	4th Quarter Ending Dec. 31	Total	Remittance to STR	Deposited with AGRS	TOTAL	Amount	%	
1	2	3	4	5	6	7	8=(4+5+6+7)	9	10	11=(9+10)	12=(3-11)	13=(12/3)	14
Regular Agency Fund		30,790,000.00	8,828,499.89	8,839,629.34	8,825,229.31	8,891,709.83	30,825,068.38	29,897,283.33	0.00	29,897,283.33	(1,198,971.67)	-4 %	
Payment Collections		30,790,000.00	8,828,499.89	8,839,629.34	8,825,229.31	8,891,709.83	30,825,068.38	29,897,283.33	0.00	29,897,283.33	(1,198,971.67)	-4 %	
Cash Revenues		30,790,000.00	8,828,499.89	8,839,629.34	8,825,229.31	8,891,709.83	30,825,068.38	29,897,283.33	0.00	29,897,283.33	(1,198,971.67)	-4 %	
Non-Tax		30,790,000.00	8,828,499.89	8,839,629.34	8,825,229.31	8,891,709.83	30,825,068.38	29,897,283.33	0.00	29,897,283.33	(1,198,971.67)	-4 %	
Other Permit Fees	4020191000	590,000.00	112,188.00	190,170.00	174,400.00	184,900.00	661,658.00	661,658.00	0.00	661,658.00	71,658.00	14 %	
Registration Fees	4020182000	7,200,000.00	890,902.79	1,842,871.46	770,863.38	1,073,814.83	3,678,452.46	3,667,842.82	0.00	3,667,842.82	(1,497,842.82)	-21 %	
Cleanance Fees	4020194001	8,800,000.00	3,238,880.00	2,405,480.00	898,880.00	723,410.00	7,266,650.00	7,266,650.00	0.00	7,266,650.00	596,740.00	7 %	
Freighting Fees	4020105000	1,480,000.00	1,628,825.62	415,304.78	297,491.60	382,874.16	2,904,496.16	2,904,496.16	0.00	2,904,496.16	1,424,496.16	96 %	
Inspection Fees	4020110000	3,010,000.00	1,434,272.09	1,174,471.10	954,189.46	1,042,803.34	4,578,938.42	4,548,961.42	0.00	4,548,961.42	(1,086,938.42)	-36 %	
Other Processing Fees	4020113000	11,800,000.00	1,314,740.00	1,224,620.00	1,372,380.00	777,860.00	4,889,600.00	4,889,600.00	0.00	4,889,600.00	(6,910,400.00)	-58 %	
Fees and Penalties - Service Income	4020114000	0.00	291,036.83	615,441.00	208,636.00	291,059.00	1,206,172.83	1,206,172.83	0.00	1,206,172.83	1,206,172.83	100 %	
Other Service Income	4020180000	5,280,000.00	895,987.00	1,211,501.00	1,138,708.00	1,295,217.00	4,542,409.00	4,542,409.00	0.00	4,542,409.00	(777,591.00)	-14 %	
TOTAL		30,790,000.00	8,828,499.89	8,839,629.34	8,825,229.31	8,891,709.83	30,825,068.38	29,897,283.33	0.00	29,897,283.33	(1,198,971.67)	-4 %	

Comptroller General
 ERICA S. FLORES
 Accountant I
 Date:


Recommendation Approval:
 MA. CYNTHIA E. BATERNA
 Administrative Officer IV
 Date:

Approved:
 JEFFREY A. BANGSA
 Regional Director
 Date:

QUARTERLY REPORT OF REVENUE AND OTHER RECEIPTS
As at the Quarter Ending December 31, 2022


Department : Department of Transportation
 Agency : Maritime Industry Authority (MARINA)
 Operating Unit : Regional Office - VI
 Organization Code (UACS) : 22 003 0300006
 Fund Cluster : 23 - Special Account - Locally Funded/Domestic Grants Fund

Classification/Sources of Revenue and Other Receipts	UACS CODE	REVENUE TARGET (Annual) per BMBF	Actual Revenue and Other Receipts Collections					Cumulative Realizations/Deposits to Date			Variance		Remarks
			1st Quarter Ending March 31	2nd Quarter Ending June 30	3rd Quarter Ending Sept. 30	4th Quarter Ending Dec. 31	Total	Realized to BTF	Deposited with AGDB	TOTAL	Amount	%	
1	2	3	4	5	6	7	8=(5+6+7)	9	10	11=(9+10)	12=(8-1)	13=(10/7)	14
Special Account - Locally Funded/Domestic Grants Fund		1,800,000.00	1,080,217.36	118,442.23	86,075.02	194,868.00	1,394,820.61	1,394,820.61	0.00	1,394,820.61	(106,379.36)	-7.5%	
Revenue Collections		1,800,000.00	1,080,217.36	118,442.23	86,075.02	194,868.00	1,394,820.61	1,394,820.61	0.00	1,394,820.61	(106,379.36)	-7.5%	
Cash Payments		1,800,000.00	1,080,217.36	118,442.23	86,075.02	194,868.00	1,394,820.61	1,394,820.61	0.00	1,394,820.61	(106,379.36)	-7.5%	
Non-Tax		1,800,000.00	1,080,217.36	118,442.23	86,075.02	194,868.00	1,394,820.61	1,394,820.61	0.00	1,394,820.61	(106,379.36)	-7.5%	
Other Grants Income	4030190000	1,800,000.00	1,080,217.36	118,442.23	86,075.02	194,868.00	1,394,820.61	1,394,820.61	0.00	1,394,820.61	(106,379.36)	-7.5%	
TOTAL		1,800,000.00	1,080,217.36	118,442.23	86,075.02	194,868.00	1,394,820.61	1,394,820.61	0.00	1,394,820.61	(106,379.36)	-7.5%	

Qualified Contact:

 ERICK S. FLORES
 Accountant I
 Date:

Recommending Approval:


 MA. CYRIL S. BRITONIA
 Administrative Officer IV
 Date:

Approved:

 JEFFREY A. BANGSA
 Regional Director
 Date:

QUARTERLY REPORT OF REVENUE AND OTHER RECEIPTS
As at the Quarter Ending December 31, 2022


Department : Department of Transportation
 Agency : Maritime Industry Authority (MARINA)
 Operating Unit : Regional Office - CR
 Organization Code (UACB) : 00 000 0300000
 Fund Charter : 01 - Regular Agency Fund

Classification/Source of Revenue and Other Receipts	UACB CODE	REVENUE TARGET (Amount) per QUARTER	Actual Revenue and Other Receipts Collected				Total	Cumulative Shortfall/Excess to Date			Variance		Remarks
			1st Quarter Ending March 31	2nd Quarter Ending June 30	3rd Quarter Ending Sept. 30	4th Quarter Ending Dec. 31		Realized to 87%	Exceeded with AMRO	TOTAL	Amount	%	
1	2	3	4	5	6	7	8=(3)+(4)+(5)+(6)	9	10	11=(9)-(8)	12=(9)-3	13=(12)/3	14
Regular Agency Fund		20,000,000.00	5,010,341.10	5,712,187.12	5,474,572.00	5,047,500.00	20,000,007.11	20,000,007.11	0.00	20,000,007.11	(19,999,999.99)	-1%	
Revenue Contributions		20,000,000.00	5,010,341.10	5,712,187.12	5,474,572.00	5,047,500.00	20,000,007.11	20,000,007.11	0.00	20,000,007.11	(19,999,999.99)	-1%	
Grant Revenue		20,000,000.00	5,010,341.10	5,712,187.12	5,474,572.00	5,047,500.00	20,000,007.11	20,000,007.11	0.00	20,000,007.11	(19,999,999.99)	-1%	
Non-Tax		20,000,000.00	5,010,341.10	5,712,187.12	5,474,572.00	5,047,500.00	20,000,007.11	20,000,007.11	0.00	20,000,007.11	(19,999,999.99)	-1%	
Other Funds Fees	400010000	2,000,000.00	1,000,000.00	700,000.00	1,200,100.00	1,011,500.00	2,000,000.00	2,000,000.00	0.00	2,000,000.00	(19,999.99)	0%	
Registration Fees	400010000	2,000,000.00	800,000.00	810,100.00	400,000.00	400,000.00	2,000,000.00	2,000,000.00	0.00	2,000,000.00	(19,999.99)	-1%	
Charter Fees	400010001	1,000,000.00	200,000.00	200,000.00	200,000.00	200,000.00	1,000,000.00	1,000,000.00	0.00	1,000,000.00	(19,999.99)	0%	
Membership Fees	400010002	700,000.00	0.00	0.00	0.00	0.00	700,000.00	700,000.00	0.00	700,000.00	(19,999.99)	-3%	
Inspection Fees	400010000	2,000,000.00	2,000,000.00	1,700,000.00	1,812,000.00	1,900,000.00	7,200,000.00	7,200,000.00	0.00	7,200,000.00	(2,000,000.00)	-28%	
Other Processing Fees	400010000	2,000,000.00	100,000.00	100,000.00	100,000.00	100,000.00	2,000,000.00	2,000,000.00	0.00	2,000,000.00	(1,999,999.99)	-75%	
Fees and Penalties - Service Income	400010000	500,000.00	211,000.00	140,700.00	100,000.00	100,000.00	500,000.00	500,000.00	0.00	500,000.00	(179,000.00)	-36%	
Other Service Income	400010000	2,000,000.00	2,000,000.00	2,000,000.00	2,000,000.00	2,000,000.00	8,000,000.00	8,000,000.00	0.00	8,000,000.00	(7,999,999.99)	-100%	
TOTAL		20,000,000.00	5,010,341.10	5,712,187.12	5,474,572.00	5,047,500.00	20,000,007.11	20,000,007.11	0.00	20,000,007.11	(19,999,999.99)	-1%	

Certified Correct:

 MICHAEL T. LANDRAHO
 Accountant I
 Date: January 17, 2023

Certified Correct:

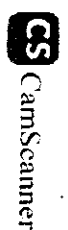
 Date:

Recommending Approval:

 GALILEO B. ROCA, CPA
 Officer-in-Charge
 Date: January 17, 2023

Approved By:

 Date:


This report was generated using the Lathrop Reporting System on January 17, 2023 09:01 AM under FAR 1.1 | Status: FOR APPROVAL



QUARTERLY REPORT OF REVENUE AND OTHER RECEIPTS
As at the Quarter Ending December 31, 2022


Department : Department of Transportation
 Agency : Maritime Industry Authority (MARINA)
 Operating Unit : Regional Office - CR
 Organization Code (AOC) : 00 000 000000
 Fund Cluster : 00 - Special Account - Locally Funded/Donor's Grants Fund

Classification/Description of Revenue and Other Receipts	UNCS CODE	BUDGETARY SUBJECT (shown per BOP)	Actual Revenue and Other Receipts Estimates				Total	Cumulative Realization/Receipts to Date			Balance		Remarks
			1st Quarter Ending March 31	2nd Quarter Ending June 30	3rd Quarter Ending Sept. 30	4th Quarter Ending Dec. 31		Realized to Date	Deposited with ADBS	TOTAL	Amount	%	
1	2	3	4	5	6	7	8=(4+5+6+7)	9	10	11=(9-10)	12=(9-10)	13=(12/9)	14
Special Account - Locally Funded/Donor's Grants Fund		0,000,000.00	3,070,000.00	221,071.00	107,304.00	204,304.00	3,717,217.27	3,717,217.27	0.00	3,717,217.27	0,000,000.70	-0%	
Revenue Subtotal		0,000,000.00	3,070,000.00	221,071.00	107,304.00	204,304.00	3,717,217.27	3,717,217.27	0.00	3,717,217.27	0,000,000.70	-0%	
Bank Revenue		0,000,000.00	3,070,000.00	221,071.00	107,304.00	204,304.00	3,717,217.27	3,717,217.27	0.00	3,717,217.27	0,000,000.70	-0%	
Item-fee		0,000,000.00	3,070,000.00	221,071.00	107,304.00	204,304.00	3,717,217.27	3,717,217.27	0.00	3,717,217.27	0,000,000.70	-0%	
Trans and Payment - Grants Income	400014000	200,000.00	200,000.00	11,000.00	30,000.00	7,000.00	200,000.00	200,000.00	0.00	200,000.00	0,000,000.00	-0%	
Other Grants Income	400010000	0,000,000.00	2,870,000.00	210,071.00	77,304.00	197,304.00	3,517,217.27	3,517,217.27	0.00	3,517,217.27	0,000,000.70	-0%	
TOTAL		0,000,000.00	3,070,000.00	221,071.00	107,304.00	204,304.00	3,717,217.27	3,717,217.27	0.00	3,717,217.27	0,000,000.70	-0%	

Chef/Chief Accountant

 MICHAEL E. ZAMORA
 Accountant I
 Date: January 17, 2023

Certified Correct:

 Date: _____

Recommending Approval:

 GALIBON GARCIA, CPA
 Date: January 17, 2023

Approved By:


 Date: _____





QUARTERLY REPORT OF REVENUE AND OTHER RECEIPTS
As at the Quarter Ending December 31, 2022

Department : Department of Transportation
 Agency : Maritime Industry Authority (MARINA)
 Operating Unit : Regional Office - I
 Organisation Code (OACS) : 38 003 0300010
 Fund Classifier : 01 - Regular Agency Fund

Classification/Source of Revenue and Other Receipts	OACS CODE	REVENUE TARGET (Annual) per HREF	Actual Revenue and Other Receipts Collections					Cumulative Remittance/Deposits to Date			Variance		Remarks
			1st Quarter Ending March 31	2nd Quarter Ending June 30	3rd Quarter Ending Sept. 30	4th Quarter Ending Dec. 31	Total	Remittance to HFT	Deposit of to the AGSB	TOTAL	Amount	%	
1	2	3	4	5	6	7	8=(6+(-)7)-8*8	9	10	11=(9+10)	12=(8-9)	13=(12/8)	14
Regular Agency Fund		14,933,000.00	3,945,283.45	3,482,636.08	3,125,581.80	2,005,778.29	12,530,279.62	12,467,409.63	0.00	12,467,409.63	- 2,402,730.37	-16%	
Revenue Collections		14,933,000.00	3,945,283.45	3,482,636.08	3,125,581.80	2,005,778.29	12,530,279.62	12,467,409.63	0.00	12,467,409.63	- 2,402,730.37	-16%	
Cash Revenue		14,933,000.00	3,945,283.45	3,482,636.08	3,125,581.80	2,005,778.29	12,530,279.62	12,467,409.63	0.00	12,467,409.63	- 2,402,730.37	-16%	
Non-Tax		14,933,000.00	3,945,283.45	3,482,636.08	3,125,581.80	2,005,778.29	12,530,279.62	12,467,409.63	0.00	12,467,409.63	- 2,402,730.37	-16%	
Other Permit Fees	4020101999	288,000.00	135,750.00	84,750.00	415,300.00	36,700.00	673,450.00	673,409.63	0.00	673,409.63	- 41,400.00	-15%	
Registration Fees	4020102900	1,098,000.00	214,547.33	267,434.26	325,398.27	309,892.95	1,237,369.81	1,237,369.80	0.00	1,237,369.80	- 231,369.80	-21%	
Clearance Fees	4020104001	4,325,000.00	944,148.86	454,830.00	110,386.00	99,472.90	1,618,836.00	1,618,306.00	0.00	1,618,306.00	- 5,706,170.00	-53%	
Procurement Fees	4020106900	166,000.00	9,908.00	46,490.00	16,600.00	24,300.00	129,000.00	121,200.00	0.00	121,200.00	- 36,000.00	-22%	
Licensing Fees	4020108900	0.00	245,361.52	330,350.94	304,755.49	184,721.75	1,162,990.28	1,162,990.28	0.00	1,162,990.28	1,162,990.28	100%	
Inspection Fees	4020110900	1,481,000.00	884,347.56	688,954.53	745,318.21	375,576.38	2,404,306.68	2,404,306.68	0.00	2,404,306.68	0.00	100%	
Other Processing Fees	4020113999	5,062,000.00	914,888.08	488,288.08	378,408.08	381,888.08	2,484,368.08	2,489,750.00	0.00	2,489,750.00	- 5,067,630.00	-50%	
Fines and Penalties - Service Income	4930114000	0.00	186,732.06	197,836.44	246,137.06	297,185.62	831,891.17	831,891.17	0.00	831,891.17	831,891.17	100%	
Other Service Income	4020199999	1,725,000.00	612,816.00	722,951.20	386,388.80	376,179.60	2,006,142.60	2,006,142.60	0.00	2,006,142.60	283,142.60	14%	
TOTAL		14,933,000.00	3,945,283.45	3,482,636.08	3,125,581.80	2,005,778.29	12,530,279.62	12,467,409.63	0.00	12,467,409.63	- 2,402,730.37	-16%	

Certified Correct:

 DONADEL P. RODRIGUEZ
 Accountant
 Date: 19-Dec-23


Recommended Approval:

 JOSEPHINE S. BASMETH
 Administrative Officer IV
 Date: 19-Dec-23


Approved:

 ANNABELLE
 Regional Director
 Date: 19-Dec-23


QUARTERLY REPORT OF REVENUE AND OTHER RECEIPTS
As at the Quarter Ending December 31, 2022

Department : Department of Transportation
 Agency : Maritime Industry Authority (MARINA)
 Operating Unit : Regional Office - I
 Organization Code (OACS) : 03 003 0200010
 Fund Cluster : 03 - Special Account - Locally Funded/Domestic Grants Fund

Classification/Source of Revenue and Other Receipts	OACS CODE	REVENUE TARGET (Annual) per MRRP	Actual Revenue and Other Receipts Collections					Cumulative Remittance/Deposits to Date			Variance		
			1st Quarter Ending March 31	2nd Quarter Ending June 30	3rd Quarter Ending Sept. 30	4th Quarter Ending Dec. 31	Total	Remittance to ST	Deposited with ARB	TOTAL	Amount	%	
1	2	3	4	5	6	7	8 = [(6+(-)7)+(-)8]	9	10	11 = (9+10)	12 = (8-11)	13 = (12/8)	
Special Account - Locally Funded/Domestic Grants Fund		2,589,000.00	806,834.45	288,403.58	52,981.87	1,049,478.82	2,259,698.72	1,834,280.72	0.00	1,834,280.72	-	325,301.28	-1.30
Revenue Collections		2,589,000.00	806,834.45	288,403.58	52,981.87	1,049,478.82	2,259,698.72	1,834,280.72	0.00	1,834,280.72	-	325,301.28	-1.30
Cash Revenue		2,589,000.00	806,834.45	288,403.58	52,981.87	1,049,478.82	2,259,698.72	1,834,280.72	0.00	1,834,280.72	-	325,301.28	-1.30
Non-Tax		2,589,000.00	806,834.45	288,403.58	52,981.87	1,049,478.82	2,259,698.72	1,834,280.72	0.00	1,834,280.72	-	325,301.28	-1.30
Fines and Penalties - Service Income	4020114000	0.00	22,814.79	20,898.01	1,025.73	242,253.67	288,992.20	288,992.20	0.00	288,992.20	288,992.20	0.00	0.00
Other Service Income	4020199009	2,589,000.00	845,019.66	267,505.57	51,956.14	807,225.15	1,970,806.52	1,545,288.52	0.00	1,545,288.52	-	618,193.48	-24.0
TOTAL		2,589,000.00	806,834.45	288,403.58	52,981.87	1,049,478.82	2,259,698.72	1,834,280.72	0.00	1,834,280.72	-	325,301.28	-1.30

Certified Correct:

 DONADEL P. ELIZOR
 Accountant I
 Date: 19-Dec-23

Recommending Approval:

 JOSEPHINE C. ROCO
 Administrative Officer IV
 Date: 19-Dec-23

Approved By:

 ANNABEL L. LINARES
 Regional Director
 Date: 19-Dec-23

QUARTERLY REPORT OF REVENUE AND OTHER RECEIPTS
As at the Quarter Ending December 31, 2022

Department : Department of Transportation
 Agency : Maritime Industry Authority (MARINA)
 Operating Unit : Regional Office - 33
 Organization Code (UACB) : 33 003 8300011
 Fund Cluster : 01 - Regular Agency Fund

Classification/Source of Revenue and Other Receipts	MACS CODE	REVENUE TARGET (Annual) per BEF	Actual Revenue and Other Receipts Collections					Cumulative Remittances/Deposits to Date			Variance		Remarks
			1st Quarter Ending March 31	2nd Quarter Ending June 30	3rd Quarter Ending Sept. 30	4th Quarter Ending Dec. 31	Total	Remittance to 9/31	Deposited with AGOR	TOTAL	Amount	%	
1	2	3	4	5	6	7	8=(4)+(5)+(6)+(7)	9	10	11=(9)+(10)	12=(8)-(11)	13=(12/3)	14
Regular Agency Fund		0.00	3,807,070.45	3,054,456.37	2,491,780.57	2,554,216.82	11,907,504.21	0.00	11,846,804.21	11,846,804.21	11,907,504.21	0%	
Revenue Collections		0.00	3,807,070.45	3,054,456.37	2,491,780.57	2,554,216.82	11,907,504.21	0.00	11,846,804.21	11,846,804.21	11,907,504.21	0%	
Cash Revenue		0.00	3,807,070.45	3,054,456.37	2,491,780.57	2,554,216.82	11,907,504.21	0.00	11,846,804.21	11,846,804.21	11,907,504.21	0%	
Non-Tax		0.00	3,807,070.45	3,054,456.37	2,491,780.57	2,554,216.82	11,907,504.21	0.00	11,846,804.21	11,846,804.21	11,907,504.21	0%	
Other Permit Fees	4020101088	0.00	233,425.20	117,486.60	282,071.74	430,180.40	1,063,163.94	0.00	1,063,162.94	1,063,162.94	1,063,162.94	0%	
Registration Fees	4020102200	0.00	1,449,268.37	679,570.80	239,012.87	557,319.26	3,164,158.18	0.00	3,164,158.18	3,164,158.18	3,164,158.18	0%	
Clearance Fees	4020104001	0.80	167,378.00	145,344.00	132,400.00	179,880.00	624,173.00	0.80	624,173.00	624,173.00	624,173.00	0%	
Franchising Fees	4020105000	0.80	64,820.00	369,380.24	37,480.00	129,380.00	590,512.24	0.00	590,512.24	590,512.24	590,512.24	0%	
Inspection Fees	4020110000	0.20	318,325.28	317,790.94	238,120.04	254,582.27	1,128,828.53	0.00	1,128,828.53	1,128,828.53	1,128,828.53	0%	
Other Processing Fees	4020113289	0.00	982,893.00	187,000.00	820,800.00	637,300.00	3,206,000.00	0.00	3,210,400.00	3,210,400.00	3,206,000.00	0%	
Fines and Penalties - Service Vehicle	4020114000	0.80	146,085.80	91,481.00	251,177.05	44,919.00	533,644.45	0.00	533,644.45	533,644.45	533,644.45	0%	
Other Service Income	4020195999	0.00	438,300.00	81,188.00	370,879.07	29,580.00	1,459,034.87	0.00	1,459,034.87	1,459,034.87	1,459,034.87	0%	
TOTAL		0.00	3,807,070.45	3,054,456.37	2,491,780.57	2,554,216.82	11,907,504.21	0.00	11,846,804.21	11,846,804.21	11,907,504.21	0%	

Certified Correct:
 RYAN ANTHONY G. TORMIS
 Accountant I

Certified Correct:
 INGRID M. LARA
 Admin. Officer - Designate

Recommending Approval:
 FELISA TORONGAN
 Regional Director

Approved By:

Date:

Date:

Date:

Date:

QUARTERLY REPORT OF REVENUE AND OTHER RECEIPTS
As at the Quarter Ending December 31, 2022

Department : Department of Transportation
 Agency : Maritime Industry Authority (MARINA)
 Operating Unit : Regional Office - XI
 Organization Code (LIACS) : 38 003 0300011
 Fund Cluster : 03 - Special Account - Locally Funded/Domestic Grants Fund

Classification/Source of Revenue and Other Receipts	LIACS CODE	REVENUE TARGET (Annual) per MESP	Actual Revenue and Other Receipts Collections				Total	Cumulative Remittance/Deposits to Date			Variance		Remarks
			1st Quarter Ending March 31	2nd Quarter Ending June 30	3rd Quarter Ending Sept. 30	4th Quarter Ending Dec. 31		Remittance to BTR	Deposited with AGOR	TOTAL	Amount	%	
1	2	3	4	5	6	7	8=-(8+)-(7)+-(6)	9	10	11=-(9+10)	12=(8-3)	13=(12/3)	14
Special Account - Locally Funded/Domestic Grants Fund		0.00	215,141.94	30,696.68	27,931.48	1,551.86	275,321.96	0.00	275,321.96	275,321.96	275,321.96	0%	
Revenue Collections		0.00	215,141.94	30,696.68	27,931.48	1,551.86	275,321.96	0.00	275,321.96	275,321.96	275,321.96	0%	
Cash Revenue		0.00	215,141.94	30,696.68	27,931.48	1,551.86	275,321.96	0.00	275,321.96	275,321.96	275,321.96	0%	
Non-Tax		0.00	215,141.94	30,696.68	27,931.48	1,551.86	275,321.96	0.00	275,321.96	275,321.96	275,321.96	0%	
Fees and Penalties - Service Income	4020114000	0.00	4,122.15	4,504.55	298.23	0.00	8,924.73	0.00	8,924.73	8,924.73	8,924.73	0%	
Other Service Income	4020196000	0.00	211,019.79	26,192.13	27,633.25	1,551.86	266,427.22	0.00	266,427.22	266,427.22	266,427.22	0%	
TOTAL		0.00	215,141.94	30,696.68	27,931.48	1,551.86	275,321.96	0.00	275,321.96	275,321.96	275,321.96	0%	

Certified Correct:
RYAN ANTHONY G. TORMIS
 Accountant I

Date:

Certified Correct:
INGRID M. LARA
 Admin. Officer - Designate

Date:

Recommending Approval:
FELISA N. CRONGAN
 Regional Director

Date:


Approved By:

Date:

QUARTERLY REPORT OF REVENUE AND OTHER RECEIPTS
As at the Quarter Ending December 31, 2022


Department: Department of Transportation
 Agency: Maritime Industry Authority (MARINA)
 Operating Unit: Regional Office - XI
 Organization Code (UACB): 35 003 0300012
 Fund Cluster: 01 - Regular Agency Fund


Classification/Source of Revenue and Other Receipts	UACB CODE	REVENUE TARGET (Annual) per BERP	Actual Revenue and Other Receipts Collections					Cumulative Remittance/Disburse to Date				Variance	
			1st Quarter Ending March 31	2nd Quarter Ending June 30	3rd Quarter Ending Sept. 30	4th Quarter Ending Dec. 31	Total	Remittance to BTY	Dispersed via AAOB	TOTAL	Amount	%	Remarks
			4	5	6	7	8=(4+5+6+7)	9	10	11=(9+10)	12=(8)	13=(12)	14
Regular Agency Fund		0.00	5,541,856.88	6,308,004.04	4,910,017.19	4,175,227.03	20,937,204.22	20,937,204.22	0.00	20,937,204.22	20,937,204.22	0.00	
Revenue Collections		0.00	5,541,856.88	6,308,004.04	4,910,017.19	4,175,227.03	20,937,204.22	20,937,204.22	0.00	20,937,204.22	20,937,204.22	0.00	
Cash Revenue		0.00	5,541,856.88	6,308,004.04	4,910,017.19	4,175,227.03	20,937,204.22	20,937,204.22	0.00	20,937,204.22	20,937,204.22	0.00	
Man-Tax		0.00	5,541,856.88	6,308,004.04	4,910,017.19	4,175,227.03	20,937,204.22	20,937,204.22	0.00	20,937,204.22	20,937,204.22	0.00	
Other Ports Fee	402010100	0.00	372,396.10	582,618.00	604,444.00	376,448.00	1,935,906.10	1,935,906.10	0.00	1,935,906.10	1,935,906.10	0.00	
Registration Fee	402010200	0.00	718,142.00	813,315.00	34,358.00	482,361.00	2,342,176.00	2,342,176.00	0.00	2,342,176.00	2,342,176.00	0.00	
Clearance Fees	402010400	0.00	861,876.00	1,309,081.00	31,753.00	127,510.00	2,650,254.00	2,650,254.00	0.00	2,650,254.00	2,650,254.00	0.00	
Franchising Fees	402010800	0.00	92,400.00	126,300.00	14,550.00	76,900.00	388,580.00	388,580.00	0.00	388,580.00	388,580.00	0.00	
Licensing Fees	402010600	0.00	296,392.00	221,094.00	112,271.00	176,548.00	816,311.00	816,311.00	0.00	816,311.00	816,311.00	0.00	
Inspection Fees	402011000	0.00	1,888,303.00	1,741,318.00	1,517,991.00	1,002,871.00	6,303,484.00	6,303,484.00	0.00	6,303,484.00	6,303,484.00	0.00	
Other Processing Fees	402011300	0.00	879,050.00	1,015,090.00	85,450.00	174,200.00	3,367,790.00	3,367,790.00	0.00	3,367,790.00	3,367,790.00	0.00	
Fees and Penalties - Service Income	402011400	0.00	276,877.00	378,215.00	136,748.00	472,088.00	1,304,874.00	1,304,874.00	0.00	1,304,874.00	1,304,874.00	0.00	
Other Service Income	402010300	0.00	489,396.04	898,116.00	509,382.00	498,016.00	2,295,482.04	2,295,482.04	0.00	2,295,482.04	2,295,482.04	0.00	
TOTAL		0.00	5,541,856.88	6,308,004.04	4,910,017.19	4,175,227.03	20,937,204.22	20,937,204.22	0.00	20,937,204.22	20,937,204.22	0.00	

Certified Correct:

 CHIEF ACCOUNTANT
 Date: _____

Certified Correct:

 Date: _____


Recommending Approval:

 ADMN. OFFICER IV
 Date: _____

Approved By:

 R/O REGIONAL DIRECTOR
 Date: _____

QUARTERLY REPORT OF REVENUE AND OTHER RECEIPTS
As of the Quarter Ending December 31, 2022

Department: Department of Transportation
 Agency: Maritime Industry Authority (MARINA)
 Operating Unit: Regional Office - XII
 Organization Code (UACS): 08 003 0300012
 Fund Cluster: 03 - Special Account: Locally Funded/Domestic Grants Fund

Classification/Sources of Revenue and Other Receipts	UACS CODE	REVENUE TARGET (Amount) per BEFF	Actual Revenue and Other Receipts Collections				Total	Cumulative Receipts/Deposits to Date			Variance		Remarks
			1st Quarter Ending March 31	2nd Quarter Ending June 30	3rd Quarter Ending Sept. 30	4th Quarter Ending Dec. 31		Receipts to ST	Deposited into ACDB	TOTAL	Amount	%	
1	2	3	4	5	6	7	8=(4+5+6+7)	9	10	11=(9+10)	12=(8-11)	13=(12/8)	14
Special Account - Locally Funded/Domestic Grants Fund		0.00	922,832.45	1,240,836.08	79,112.82	245,002.05	1,240,836.08	1,240,836.08	0.00	1,240,836.08	1,240,836.08	100%	%
Revenue Collections		0.00	922,832.45	1,240,836.08	79,112.82	245,002.05	1,240,836.08	1,240,836.08	0.00	1,240,836.08	1,240,836.08	100%	%
Cash Revenue		0.00	922,832.45	1,240,836.08	79,112.82	245,002.05	1,240,836.08	1,240,836.08	0.00	1,240,836.08	1,240,836.08	100%	%
Non-Tax		0.00	922,832.45	1,240,836.08	79,112.82	245,002.05	1,240,836.08	1,240,836.08	0.00	1,240,836.08	1,240,836.08	100%	%
Other Service Income	4020199000	0.00	922,832.45	1,240,836.08	79,112.82	245,002.05	1,240,836.08	1,240,836.08	0.00	1,240,836.08	1,240,836.08	100%	%
TOTAL		0.00	922,832.45	1,240,836.08	79,112.82	245,002.05	1,240,836.08	1,240,836.08	0.00	1,240,836.08	1,240,836.08	100%	%


Certified Correct:

 CHARMINE NATEWAJANG
 ACCOUNTANT I
 Date: _____

Certified Correct:

 Date: _____

Recommending Approval:


 DEBORAH D. DELGADO
 ADMIN. OFFICER IV
 Date: _____


Approved By:

 REGIONAL DIRECTOR
 Date: _____


QUARTERLY REPORT OF REVENUE AND OTHER RECEIPTS
As at the Quarter Ending December 31, 2022


Department: Department of Transportation
 Agency: Maritime Industry Authority (MARINA)
 Operating Unit: Regional Office - XII
 Organization Code (UACS): 128 003 0360016
 Fund Cluster: 101 - Regular Agency Fund

Classification/Source of Revenue and Other Receipts	UACS CODE	REVENUE TARGET (Annual) per BE&F	Actual Revenue and Other Receipts Collected					Cumulative Variance/Deposits to Date			Variance		Remarks
			1st Quarter Ending March 31	2nd Quarter Ending June 30	3rd Quarter Ending Sept. 30	4th Quarter Ending Dec. 31	Total	Relevance to BE	Deposited with AGOB	TOTAL	Amount	%	
			4	5	6	7	8=(4+5+6+7)	9	10	11=(9-10)	12=(8-11)	13=(12/8)	14
Regular Agency Fund		0.00	0.00	0.00	0.00	0.00	3,168,946.80	3,168,946.80	0.00	0.00	0.00	3,168,946.80	0%
Revenue Collections		0.00	0.00	0.00	0.00	0.00	3,168,946.80	3,168,946.80	0.00	0.00	0.00	3,168,946.80	0%
Cash Revenue		0.00	0.00	0.00	0.00	0.00	3,168,946.80	3,168,946.80	0.00	0.00	0.00	3,168,946.80	0%
Non-Tax		0.00	0.00	0.00	0.00	0.00	3,168,946.80	3,168,946.80	0.00	0.00	0.00	3,168,946.80	0%
Other Permits Fees	4020101989	0.00	0.00	0.00	0.00	0.00	167,360.26	167,360.26	0.00	0.00	0.00	167,360.26	0%
Regulatory Fee	4020102000	0.00	0.00	0.00	0.00	0.00	309,788.13	309,788.13	0.00	0.00	0.00	309,788.13	0%
Clearance Fee	4020104001	0.00	0.00	0.00	0.00	0.00	88,220.00	88,220.00	0.00	0.00	0.00	88,220.00	0%
Wharfage Fee	4020105000	0.00	0.00	0.00	0.00	0.00	476,631.04	476,631.04	0.00	0.00	0.00	476,631.04	0%
Wharfage Fee	4020110000	0.00	0.00	0.00	0.00	0.00	616,785.84	616,785.84	0.00	0.00	0.00	616,785.84	0%
Other Proceeds of Sales	4020113089	0.00	0.00	0.00	0.00	0.00	24,200.00	24,200.00	0.00	0.00	0.00	24,200.00	0%
Fines and Penalties - Service Income	4020114000	0.00	0.00	0.00	0.00	0.00	620,028.54	620,028.54	0.00	0.00	0.00	620,028.54	0%
Other Service Income	4020199089	0.00	0.00	0.00	0.00	0.00	687,516.00	687,516.00	0.00	0.00	0.00	687,516.00	0%
Miscellaneous Income	4020999000	0.00	0.00	0.00	0.00	0.00	1,417.80	1,417.80	0.00	0.00	0.00	1,417.80	0%
TOTAL		0.00	0.00	0.00	0.00	0.00	3,168,946.80	3,168,946.80	0.00	0.00	0.00	3,168,946.80	0%

Certified Correct:

LUCILLE MAE S. TARE
 DESIGNATED ACCOUNTANT
 Date: _____

Certified Correct:

LUCILLE MAE S. TARE
 DESIGNATED ACCOUNTANT
 Date: _____


Recommending Approval:

LUCILLE MAE S. TARE
 DESIGNATED ACCOUNTANT
 Date: _____


Approved By:

ENGR. EDUARDO A. PARDO
 REGIONAL DIRECTOR
 Date: _____


QUARTERLY REPORT OF REVENUE AND OTHER RECEIPTS
As at the Quarter Ending December 31, 2022


Department : Department of Transportation
 Agency : Maritime Industry Authority (MARINA)
 Operating Unit : Regional Office - XII
 Organization Code (UACS) : 38 003 0380016
 Fund Cluster : 03 - Special Account - Locally Funded/Domestic Grants Fund

Classification/Bources of Revenue and Other Receipts	UACS CODE	REVENUE TARGET (Annual) per RES?	1st Quarter Ending March 31	Actual Revenue and Other Receipts Collections				Cumulative Actual/Deposits to Date			Variance		Remarks
				2nd Quarter Ending June 30	3rd Quarter Ending Sept. 30	4th Quarter Ending Dec. 31	Total	Remittance in B/T	Deposited with AGDB	TOTAL	Amount	%	
1	2	3	4	5	6	7	8=(5+6+7)	9	10	11=(9-10)	12=(8-3)	13=(12/3)	14
Special Account - Locally Funded/Domestic Grants Fund		0.00	0.00	0.00	0.00	362,411.82	362,411.82	0.00	0.00	0.00	362,411.82	0%	
Revenue Collections		0.00	0.00	0.00	0.00	362,411.82	362,411.82	0.00	0.00	0.00	362,411.82	0%	
Cash Revenue		0.00	0.00	0.00	0.00	362,411.82	362,411.82	0.00	0.00	0.00	362,411.82	0%	
Non-Tax		0.00	0.00	0.00	0.00	362,411.82	362,411.82	0.00	0.00	0.00	362,411.82	0%	
Other Source/Income		0.00	0.00	0.00	0.00	362,411.82	362,411.82	0.00	0.00	0.00	362,411.82	0%	
TOTAL		0.00	0.00	0.00	0.00	362,411.82	362,411.82	0.00	0.00	0.00	362,411.82	0%	

Certified Correct:

LUIGNE NARES-TARE
 DESIGNATED ACCOUNTANT
 Date:

Certified Correct:

LUIGNE NARES-TARE
 DESIGNATED ACCOUNTANT
 Date:

Recommending Approval:

LUIGNE NARES-TARE
 DESIGNATED ACCOUNTANT
 Date:

Approved By:

ENGR. BERNARDO A. POLLO
 REGIONAL DIRECTOR
 Date: