

FY 2023 FINANCIAL PLAN
(in Thousand Pesos)

Annex A - BED No. 1

Department : Department of Transportation
 Agency/Entity : Maritime Industry Authority (MARINA)
 Region : ALL
 Division : ALL
 Operating Unit : ALL
 Organization Code (UACS) : ALL

Particulars	UACS CODE	Current Year's Obligation				Budget Year Obligation Program									
		Actual	Estimate	Total	Total	COMPREHENSIVE RELEASE					FOR LATER RELEASE				
		Jan. 1 - Sept. 30	Oct. 1 - Dec. 31			Q1	Q2	Q3	Q4	Sub Total	Q1	Q2	Q3	Q4	Sub Total
1	2	3	4	5=3+4	6=11+16	7	8	9	10	11=7+8+9+10	12	13	14	15	16=12+13+14+15
I. Budget Year / Appropriations		617,780	145,582	763,362	851,142	239,154	210,780	183,024	218,184	851,142	0	0	0	0	0
General Administration and Support	10000000000000	132,989	27,031	160,020	146,991	35,474	38,368	35,972	39,177	146,991	0	0	0	0	0
General Management and Supervision	100000100001000	123,299	26,243	149,542	146,709	35,055	38,151	34,603	38,900	146,709	0	0	0	0	0
National Capital Region (NCR)		123,299	26,243	149,542	146,709	35,055	38,151	34,603	38,900	146,709	0	0	0	0	0
PS		41,671	11,751	53,422	56,042	12,387	15,483	11,937	16,235	56,042	0	0	0	0	0
MOOE		81,628	14,492	96,120	90,667	22,668	22,668	22,666	22,665	90,667	0	0	0	0	0
Administration of Personnel Benefits	100000100002000	9,690	788	10,478	2,282	419	217	1,369	277	2,282	0	0	0	0	0
National Capital Region (NCR)		9,690	788	10,478	2,282	419	217	1,369	277	2,282	0	0	0	0	0
PS		9,690	788	10,478	2,282	419	217	1,369	277	2,282	0	0	0	0	0
Support to Operations	200000000000000	11,366	3,156	14,522	15,787	3,570	4,292	3,468	4,457	15,787	0	0	0	0	0
Implementation of the Management Information System	200000100001000	11,366	3,156	14,522	15,787	3,570	4,292	3,468	4,457	15,787	0	0	0	0	0
National Capital Region (NCR)		11,366	3,156	14,522	15,787	3,570	4,292	3,468	4,457	15,787	0	0	0	0	0
PS		8,503	3,005	11,508	12,943	2,859	3,581	2,757	3,746	12,943	0	0	0	0	0
MOOE		2,863	151	3,014	2,844	711	711	711	711	2,844	0	0	0	0	0
Operations	300000000000000	473,425	115,395	588,820	686,364	200,110	188,120	143,584	174,550	686,364	0	0	0	0	0
OO : Global competitiveness of maritime industry enhanced	310000000000000	7,686	3,686	11,372	13,368	2,988	3,662	2,892	3,826	13,368	0	0	0	0	0
MARITIME INDUSTRY PROMOTION AND DEVELOPMENT PROGRAM	310100000000000	7,686	3,686	11,372	13,368	2,988	3,662	2,892	3,826	13,368	0	0	0	0	0
Formulation of policies, projects and programs for the promotion and development of the maritime industry	310100100001000	7,686	3,686	11,372	13,368	2,988	3,662	2,892	3,826	13,368	0	0	0	0	0
National Capital Region (NCR)		7,686	3,686	11,372	13,368	2,988	3,662	2,892	3,826	13,368	0	0	0	0	0
PS		5,160	3,686	9,846	11,928	2,628	3,302	2,532	3,466	11,928	0	0	0	0	0
MOOE		1,526	0	1,526	1,440	360	360	360	360	1,440	0	0	0	0	0
OO : Accessibility, safety and efficiency of maritime transport services improved	320000000000000	465,739	111,709	577,448	672,996	197,122	164,458	140,692	170,724	672,996	0	0	0	0	0
MARITIME INDUSTRY REGULATORY AND SUPERVISION PROGRAM	320100000000000	465,739	111,709	577,448	672,996	197,122	164,458	140,692	170,724	672,996	0	0	0	0	0

Department : Department of Transportation
 Agency/Entity : Maritime Industry Authority (MARINA)
 Region : ALL
 Division : ALL
 Operating Unit : ALL
 Organization Code (UACS) : ALL

Particulars	UACS CODE	Current Year's Obligation				Budget Year Obligation Program										
		Actual	Estimate	Total	Total	COMPREHENSIVE RELEASE					FOR LATER RELEASE					
		Jan.1 - Sept.30	Oct.1 - Dec.31	5=3+4	6=11+16	Q1	Q2	Q3	Q4	Sub Total	Q1	Q2	Q3	Q4	Sub Total	
1	2	3	4	5=3+4	6=11+16	7	8	9	10	11=7+8+9+10	12	13	14	15	16=12+13+14+15	
Registration and provision of authority for ships and shipyards; certification and documentation for seafarers; accreditation of training programs, faculty and other maritime enterprises	320100100001000	456,393	103,814	560,207	652,049	192,418	156,738	136,151	164,742	652,049	0	0	0	0	0	
National Capital Region (NCR)		262,184	62,200	344,384	416,276	138,435	96,055	63,077	98,709	416,276	0	0	0	0	0	
PS		164,814	23,097	187,911	218,341	48,630	60,010	47,034	62,667	218,341	0	0	0	0	0	
MOOE		117,370	39,103	156,473	197,935	89,805	36,045	36,043	36,042	197,935	0	0	0	0	0	
Region I - Ilocos		9,186	0	9,186	12,199	2,724	3,211	2,858	3,406	12,199	0	0	0	0	0	
PS		4,304	0	4,304	5,518	1,224	1,511	1,158	1,625	5,518	0	0	0	0	0	
MOOE		4,882	0	4,882	6,681	1,500	1,700	1,700	1,781	6,681	0	0	0	0	0	
Region IVA - CALABARZON		24,123	0	24,123	31,101	7,276	8,205	7,074	8,546	31,101	0	0	0	0	0	
PS		12,956	0	12,956	17,832	3,960	4,888	3,756	5,228	17,832	0	0	0	0	0	
MOOE		11,167	0	11,167	13,269	3,316	3,317	3,318	3,318	13,269	0	0	0	0	0	
Region V - Bicol		12,446	5,564	18,010	18,192	4,191	4,852	4,112	5,037	18,192	0	0	0	0	0	
PS		8,280	3,395	11,675	11,681	2,589	3,213	2,469	3,410	11,681	0	0	0	0	0	
MOOE		4,166	2,169	6,335	6,511	1,602	1,639	1,643	1,627	6,511	0	0	0	0	0	
Region VI - Western Visayas		18,571	5,980	24,551	21,792	5,061	5,782	4,911	6,038	21,792	0	0	0	0	0	
PS		11,090	4,423	15,513	13,435	2,976	3,691	2,826	3,942	13,435	0	0	0	0	0	
MOOE		7,481	1,557	9,038	8,357	2,085	2,091	2,085	2,096	8,357	0	0	0	0	0	
Region VII - Central Visayas		26,490	10,457	36,947	37,376	8,727	9,894	8,535	10,220	37,376	0	0	0	0	0	
PS		13,544	6,407	19,951	20,969	4,626	5,792	4,434	6,117	20,969	0	0	0	0	0	
MOOE		12,946	4,050	16,996	16,407	4,101	4,102	4,101	4,103	16,407	0	0	0	0	0	
Region VIII - Eastern Visayas		19,728	7,866	27,594	26,229	6,099	6,951	5,907	7,272	26,229	0	0	0	0	0	
PS		11,297	5,159	16,456	16,484	3,663	4,515	3,471	4,835	16,484	0	0	0	0	0	
MOOE		8,431	2,707	11,138	9,745	2,436	2,436	2,436	2,437	9,745	0	0	0	0	0	
Region IX - Zamboanga Peninsula		14,061	7,834	21,895	19,644	4,310	5,259	4,476	5,599	19,644	0	0	0	0	0	
PS		8,896	6,805	15,801	13,371	2,855	3,684	2,817	3,915	13,371	0	0	0	0	0	
MOOE		5,065	1,029	6,094	6,273	1,355	1,575	1,659	1,684	6,273	0	0	0	0	0	
Region X - Northern Mindanao		12,982	3,913	16,895	17,950	4,102	4,829	3,976	5,043	17,950	0	0	0	0	0	
PS		9,182	2,666	11,848	13,289	2,937	3,664	2,811	3,877	13,289	0	0	0	0	0	

Department : Department of Transportation
 Agency/Entity : Maritime Industry Authority (MARINA)
 Region : ALL
 Division : ALL
 Operating Unit : ALL
 Organization Code (UACS) : ALL

Particulars	UACS CODE	Current Year's Obligation			Budget Year Obligation Program											
		Actual	Estimate	Total	Total	COMPREHENSIVE RELEASE					FOR LATER RELEASE					
		Jan.1 - Sept.30	Oct.1 - Dec.31	5=3+4	6=11+16	Q1	Q2	Q3	Q4	Sub Total	Q1	Q2	Q3	Q4	Sub Total	
1	2	3	4	5=3+4	6=11+16	7	8	9	10	11=7+8+9+10	12	13	14	15	16=12+13+14+15	
MOOE		3,800	1,247	5,047	4,661	1,165	1,165	1,165	1,165	4,661	0	0	0	0	0	
Region XI - Davao		15,248	0	15,248	22,207	5,035	5,942	4,873	6,357	22,207	0	0	0	0	0	
PS		7,268	0	7,268	12,436	2,751	3,428	2,631	3,626	12,436	0	0	0	0	0	
MOOE		7,980	0	7,980	9,771	2,284	2,514	2,242	2,731	9,771	0	0	0	0	0	
Region XII - SOCCSKSARGEN		11,073	0	11,073	14,754	3,360	3,940	3,278	4,176	14,754	0	0	0	0	0	
PS		6,839	0	6,839	10,045	2,220	2,770	2,118	2,937	10,045	0	0	0	0	0	
MOOE		4,234	0	4,234	4,709	1,140	1,170	1,160	1,239	4,709	0	0	0	0	0	
Region XIII - CARAGA		10,301	0	10,301	14,329	3,088	3,818	3,074	4,339	14,329	0	0	0	0	0	
PS		5,923	0	5,923	9,154	2,022	2,532	1,944	2,656	9,154	0	0	0	0	0	
MOOE		4,378	0	4,378	5,175	1,076	1,286	1,130	1,683	5,175	0	0	0	0	0	
Monitoring and enforcement of maritime laws and regulations	320100100002000	9,346	7,895	17,241	20,947	4,704	5,720	4,541	5,982	20,947	0	0	0	0	0	
National Capital Region (NCR)		9,346	7,895	17,241	20,947	4,704	5,720	4,541	5,982	20,947	0	0	0	0	0	
PS		6,793	7,895	14,688	18,539	4,101	5,117	3,939	5,382	18,539	0	0	0	0	0	
MOOE		2,553	0	2,553	2,408	603	603	602	600	2,408	0	0	0	0	0	
II. Automatic Appropriations		30,325	1,547	31,872	89,094	10,271	10,277	10,279	10,281	41,108	0	0	0	0	0	
MARINA Tonnage Fees		0	0	0	47,986	0	0	0	0	0	0	47,986	0	0	47,986	
Operations	3000000000000000	0	0	0	47,986	0	0	0	0	0	0	47,986	0	0	47,986	
OO : Accessibility, safety and efficiency of maritime transport services improved	3200000000000000	0	0	0	47,986	0	0	0	0	0	0	47,986	0	0	47,986	
MARITIME INDUSTRY REGULATORY AND SUPERVISION PROGRAM	3201000000000000	0	0	0	47,986	0	0	0	0	0	0	47,986	0	0	47,986	
Registration and provision of authority for ships and shipyards; certification and documentation for seafarers; accreditation of training programs, faculty and other maritime enterprises	320100100001000	0	0	0	47,986	0	0	0	0	0	0	47,986	0	0	47,986	
National Capital Region (NCR)		0	0	0	47,986	0	0	0	0	0	0	47,986	0	0	47,986	
MOOE		0	0	0	47,986	0	0	0	0	0	0	47,986	0	0	47,986	
Retirement and Life Insurance Premiums		30,325	1,547	31,872	41,108	10,271	10,277	10,279	10,281	41,108	0	0	0	0	41,108	
General Administration and Support	1000000000000000	3,002	0	3,002	5,106	1,276	1,276	1,277	1,277	5,106	0	0	0	0	0	
General Management and Supervision	100000100001000	3,002	0	3,002	5,106	1,276	1,276	1,277	1,277	5,106	0	0	0	0	0	
National Capital Region (NCR)		3,002	0	3,002	5,106	1,276	1,276	1,277	1,277	5,106	0	0	0	0	0	

Department : Department of Transportation
 Agency/Entity : Maritime Industry Authority (MARINA)
 Region : ALL
 Division : ALL
 Operating Unit : ALL
 Organization Code (UACS) : ALL

Particulars 1	UACS CODE 2	Current Year's Obligation			Budget Year Obligation Program										
		Actual Jan.1 - Sept.30 3	Estimate Oct.1 - Dec.31 4	Total 5=3+4	Total 6=11+16	COMPREHENSIVE RELEASE					FOR LATER RELEASE				
		7	8	9	10	11=7+8+9+10	12	13	14	15	16=12+13+14+15				
PS		3,002	0	3,002	5,106	1,276	1,276	1,277	1,277	5,106	0	0	0	0	0
Support to Operations	2000000000000000	829	0	829	1,187	296	297	297	297	1,187	0	0	0	0	0
Implementation of the Management Information System	200000100001000	829	0	829	1,187	296	297	297	297	1,187	0	0	0	0	0
National Capital Region (NCR)		829	0	829	1,187	296	297	297	297	1,187	0	0	0	0	0
PS		829	0	829	1,187	296	297	297	297	1,187	0	0	0	0	0
Operations	3000000000000000	26,494	1,547	28,041	34,815	8,699	8,704	8,705	8,707	34,815	0	0	0	0	0
OO : Global competitiveness of maritime industry enhanced	3100000000000000	708	0	708	1,109	277	277	277	278	1,109	0	0	0	0	0
MARITIME INDUSTRY PROMOTION AND DEVELOPMENT PROGRAM	3101000000000000	708	0	708	1,109	277	277	277	278	1,109	0	0	0	0	0
Formulation of policies, projects and programs for the promotion and development of the maritime industry	310100100001000	708	0	708	1,109	277	277	277	278	1,109	0	0	0	0	0
National Capital Region (NCR)		708	0	708	1,109	277	277	277	278	1,109	0	0	0	0	0
PS		708	0	708	1,109	277	277	277	278	1,109	0	0	0	0	0
OO : Accessibility, safety and efficiency of maritime transport services improved	3200000000000000	25,786	1,547	27,333	33,706	8,422	8,427	8,428	8,429	33,706	0	0	0	0	0
MARITIME INDUSTRY REGULATORY AND SUPERVISION PROGRAM	3201000000000000	25,786	1,547	27,333	33,706	8,422	8,427	8,428	8,429	33,706	0	0	0	0	0
Registration and provision of authority for ships and shipyards; certification and documentation for seafarers; accreditation of training programs, faculty and other maritime enterprises	320100100001000	25,112	1,547	26,659	32,010	7,998	8,003	8,004	8,005	32,010	0	0	0	0	0
National Capital Region (NCR)		15,512	0	15,512	18,685	4,671	4,671	4,671	4,672	18,685	0	0	0	0	0
PS		15,512	0	15,512	18,685	4,671	4,671	4,671	4,672	18,685	0	0	0	0	0
Region I - Iloilo		373	0	373	509	127	127	127	128	509	0	0	0	0	0
PS		373	0	373	509	127	127	127	128	509	0	0	0	0	0
Region IVA - CALABARZON		1,235	0	1,235	1,631	407	408	408	408	1,631	0	0	0	0	0
PS		1,235	0	1,235	1,631	407	408	408	408	1,631	0	0	0	0	0
Region V - Bicol		813	0	813	1,071	267	268	268	268	1,071	0	0	0	0	0
PS		813	0	813	1,071	267	268	268	268	1,071	0	0	0	0	0
Region VI - Western Visayas		1,036	398	1,434	1,246	312	312	312	310	1,246	0	0	0	0	0
PS		1,036	398	1,434	1,246	312	312	312	310	1,246	0	0	0	0	0
Region VII - Central Visayas		1,313	552	1,865	1,955	488	489	489	489	1,955	0	0	0	0	0

Department : Department of Transportation
 Agency/Entity : Maritime Industry Authority (MARINA)
 Region : ALL
 Division : ALL
 Operating Unit : ALL
 Organization Code (UACS) : ALL

Particulars 1	UACS CODE 2	Current Year's Obligation			Budget Year Obligation Program											
		Actual Jan.1 - Sept.30 3	Estimate Oct.1 - Dec.31 4	Total 5=3+4	Total 6=11+16	COMPREHENSIVE RELEASE					FOR LATER RELEASE					
		7	8	9	10	Sub Total 11=7+8+9+10	12	13	14	15	Sub Total 16=12+13+14+15					
PS		1,313	552	1,865	1,855	488	489	489	489	1,955	0	0	0	0	0	
Region VIII - Eastern Visayas		1,094	409	1,503	1,504	376	376	376	376	1,504	0	0	0	0	0	
PS		1,094	409	1,503	1,504	376	376	376	376	1,504	0	0	0	0	0	
Region IX - Zamboanga Peninsula		879	0	879	1,248	312	312	312	312	1,248	0	0	0	0	0	
PS		879	0	879	1,248	312	312	312	312	1,248	0	0	0	0	0	
Region X - Northern Mindanao		909	188	1,097	1,229	307	307	307	308	1,229	0	0	0	0	0	
PS		909	188	1,097	1,229	307	307	307	308	1,229	0	0	0	0	0	
Region XI - Davao		693	0	693	1,147	286	287	287	287	1,147	0	0	0	0	0	
PS		693	0	693	1,147	286	287	287	287	1,147	0	0	0	0	0	
Region XII - SOCCSKSARGEN		672	0	672	939	234	235	235	235	939	0	0	0	0	0	
PS		672	0	672	939	234	235	235	235	939	0	0	0	0	0	
Region XIII - CARAGA		583	0	583	846	211	211	212	212	846	0	0	0	0	0	
PS		583	0	583	846	211	211	212	212	846	0	0	0	0	0	
Monitoring and enforcement of maritime laws and regulations	320100100002000	674	0	674	1,696	424	424	424	424	1,696	0	0	0	0	0	
National Capital Region (NCR)		674	0	674	1,696	424	424	424	424	1,696	0	0	0	0	0	
PS		674	0	674	1,696	424	424	424	424	1,696	0	0	0	0	0	
TOTAL, Current Year Budget / Appropriations		648,102	147,129	795,231	916,243	249,425	221,057	193,303	228,465	892,250	0	23,993	0	0	23,993	
National Capital Region (NCR)		464,293	103,868	568,261	687,145	182,115	155,042	130,896	159,099	643,152	0	23,993	0	0	23,993	
MOOE		258,353	50,222	308,575	347,858	77,968	94,655	76,514	98,721	347,858	0	0	0	0	0	
Region I - Ilocos		205,940	53,746	259,686	319,287	114,147	60,387	60,382	60,378	295,294	0	23,993	0	0	23,993	
PS		9,559	0	9,559	12,708	2,851	3,338	2,985	3,534	12,708	0	0	0	0	0	
MOOE		4,677	0	4,677	6,027	1,351	1,638	1,285	1,753	6,027	0	0	0	0	0	
Region IVA - CALABARZON		4,862	0	4,862	6,681	1,500	1,700	1,700	1,781	6,681	0	0	0	0	0	
PS		25,358	0	25,358	32,732	7,683	8,613	7,482	8,954	32,732	0	0	0	0	0	
MOOE		14,191	0	14,191	19,463	4,367	5,296	4,164	5,636	19,463	0	0	0	0	0	
Region V - Bicol		11,167	0	11,167	13,269	3,316	3,317	3,318	3,318	13,269	0	0	0	0	0	
PS		13,259	5,564	18,823	19,263	4,458	5,120	4,380	5,305	19,263	0	0	0	0	0	
		9,093	3,395	12,488	12,752	2,856	3,481	2,737	3,678	12,752	0	0	0	0	0	

This report was generated using the Unified Reporting System on November 28, 2022 8:41 AM, BED Level: 01 - Agency Submission (NEP).


Department : Department of Transportation
 Agency/Entity : Maritime Industry Authority (MARINA)
 Region : ALL
 Division : ALL
 Operating Unit : ALL
 Organization Code (UACS) : ALL

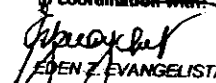
Particulars 1	UACS CODE 2	Current Year's Obligation			Budget Year Obligation Program											
		Actual Jan.1 - Sept.30 3	Estimate Oct.1 - Dec.31 4	Total 5=3+4	Total 6=11+16	COMPREHENSIVE RELEASE					FOR LATER RELEASE					
		7	8	9	10	11=7+8+9+10	12	13	14	15	16=12+13+14+15					
MOOE		4,166	2,169	6,335	6,511	1,602	1,639	1,643	1,627	6,511	0	0	0	0	0	
Region VI - Western Visayas		19,607	6,378	25,985	23,038	5,373	6,094	5,223	6,348	23,038	0	0	0	0	0	
PS		12,126	4,821	16,947	14,681	3,288	4,003	3,138	4,252	14,681	0	0	0	0	0	
MOOE		7,481	1,557	9,038	8,357	2,085	2,091	2,065	2,096	8,357	0	0	0	0	0	
Region VII - Central Visayas		27,803	11,009	38,812	39,331	9,215	10,363	9,024	10,709	39,331	0	0	0	0	0	
PS		14,857	6,959	21,816	22,924	5,114	6,281	4,923	6,606	22,924	0	0	0	0	0	
MOOE		12,946	4,050	16,996	16,407	4,101	4,102	4,101	4,103	16,407	0	0	0	0	0	
Region VIII - Eastern Visayas		20,821	8,275	29,096	27,733	6,475	7,327	6,283	7,648	27,733	0	0	0	0	0	
PS		12,390	5,568	17,958	17,988	4,039	4,891	3,847	5,211	17,988	0	0	0	0	0	
MOOE		8,431	2,707	11,138	9,745	2,436	2,436	2,436	2,437	9,745	0	0	0	0	0	
Region IX - Zamboanga Peninsula		14,941	7,834	22,775	20,892	4,622	5,571	4,788	5,911	20,892	0	0	0	0	0	
PS		9,878	6,805	16,681	14,619	3,267	3,996	3,129	4,227	14,619	0	0	0	0	0	
MOOE		5,065	1,029	6,094	6,273	1,355	1,575	1,659	1,684	6,273	0	0	0	0	0	
Region X - Northern Mindanao		13,891	4,101	17,992	18,179	4,409	5,136	4,283	5,351	18,179	0	0	0	0	0	
PS		10,081	2,854	12,945	14,518	3,244	3,971	3,118	4,185	14,518	0	0	0	0	0	
MOOE		3,800	1,247	5,047	4,661	1,185	1,165	1,165	1,166	4,661	0	0	0	0	0	
Region XI - Davao		15,941	0	15,941	23,354	5,321	6,229	5,160	6,644	23,354	0	0	0	0	0	
PS		7,961	0	7,961	13,583	3,037	3,715	2,918	3,913	13,583	0	0	0	0	0	
MOOE		7,980	0	7,980	9,771	2,284	2,514	2,242	2,731	9,771	0	0	0	0	0	
Region XII - SOCCSKSARGEN		11,745	0	11,745	15,693	3,594	4,175	3,513	4,411	15,693	0	0	0	0	0	
PS		7,511	0	7,511	10,984	2,454	3,005	2,353	3,172	10,984	0	0	0	0	0	
MOOE		4,234	0	4,234	4,709	1,140	1,170	1,160	1,239	4,709	0	0	0	0	0	
Region XIII - CARAGA		10,884	0	10,884	15,175	3,309	4,029	3,286	4,551	15,175	0	0	0	0	0	
PS		6,506	0	6,506	10,000	2,233	2,743	2,156	2,868	10,000	0	0	0	0	0	
MOOE		4,378	0	4,378	5,175	1,076	1,286	1,130	1,683	5,175	0	0	0	0	0	
Recapitulation by Program		499,915	116,942	616,857	745,172	208,809	176,824	152,289	183,257	721,179	0	23,993	0	0	23,993	
MARITIME INDUSTRY PROMOTION AND DEVELOPMENT PROGRAM	31010000000000	8,393	3,686	12,079	14,477	3,265	3,939	3,169	4,104	14,477	0	0	0	0	0	
National Capital Region (NCR)		8,393	3,686	12,079	14,477	3,265	3,939	3,169	4,104	14,477	0	0	0	0	0	


This report was generated using the Unified Reporting System on November 28, 2022 8:11 AM; BED Level: 01 - Agency Submission (NEP);

Department : Department of Transportation
 Agency/Entity : Maritime Industry Authority (MARINA)
 Region : ALL
 Division : ALL
 Operating Unit : ALL
 Organization Code (UACS) : ALL

Particulars	UACS CODE	Current Year's Obligation			Budget Year Obligation Program										
		Actual	Estimate	Total	Total	COMPREHENSIVE RELEASE					FOR LATER RELEASE				
		Jan.1 - Sept.30	Oct.1 - Dec.31	5=3+4	6=11+16	Q1	Q2	Q3	Q4	Sub Total	Q1	Q2	Q3	Q4	Sub Total
1	2	3	4	5=3+4	6=11+16	7	8	9	10	11=7+8+9+10	12	13	14	15	16=12+13+14+15
MARITIME INDUSTRY REGULATORY AND SUPERVISION PROGRAM	32010000000000	481,522	113,256	604,778	730,695	295,544	172,885	149,120	179,153	706,702	0	23,993	0	0	23,993
National Capital Region (NCR)		307,715	70,095	377,810	481,597	148,234	106,870	92,713	109,787	457,604	0	23,993	0	0	23,993
Region I - Ilocos		9,559	0	9,559	12,708	2,851	3,338	2,985	3,534	12,708	0	23,993	0	0	23,993
Region IVA - CALABARZON		25,358	0	25,358	32,732	7,883	8,613	7,482	8,954	32,732	0	0	0	0	0
Region V - Bicol		13,259	5,564	18,823	19,253	4,458	5,120	4,380	5,305	19,263	0	0	0	0	0
Region VI - Western Visayas		19,606	6,378	25,984	23,038	5,373	6,094	5,223	6,348	23,038	0	0	0	0	0
Region VII - Central Visayas		27,803	11,009	38,812	39,331	9,215	10,383	9,024	10,709	39,331	0	0	0	0	0
Region VIII - Eastern Visayas		20,821	8,275	29,096	27,733	6,475	7,327	6,283	7,648	27,733	0	0	0	0	0
Region IX - Zamboanga Peninsula		14,940	7,834	22,774	20,892	4,622	5,571	4,788	5,911	20,892	0	0	0	0	0
Region X - Northern Mindanao		13,891	4,101	17,992	19,179	4,409	5,136	4,283	5,351	19,179	0	0	0	0	0
Region XI - Davao		15,941	0	15,941	23,354	5,321	6,229	5,160	6,844	23,354	0	0	0	0	0
Region XII - SOCCSKSARGEN		11,745	0	11,745	15,693	3,594	4,175	3,513	4,411	15,693	0	0	0	0	0
Region XIII - CARAGA		10,884	0	10,884	15,175	3,309	4,029	3,286	4,551	15,175	0	0	0	0	0

Prepared By:

 ATTY. MARVIC S. RAMOS
 Chief, Budget Division

In coordination with:

 EREN Z. EVANGELISTA
 Chief Accountant

Approved By:

 Atty. HERNANI N. FABIA
 Administrator
 Nov 12/6/22