



MARITIME INDUSTRY AUTHORITY SITUATION REPORT -1009

Passenger and Cargo Shipping Operations on 12/27/2022
in areas under Alert Level 1 & 2

Data generated on 12/27/2022, 3:00:00 PM

HIGHLIGHTS

- Ninety-Nine percent (99%) of passenger and cargo shipping operations were completed in accordance with the ships' CPC.
- One percent (1%) of the shipping operations were affected.
- Operations of passenger ships were more affected compared to cargo ships. 100% of the cargo shipping operations were completed under normal conditions compared to passenger ships at 98%.
- **With cargo shipping still operational, transport of goods is assured.**

PASSENGER AND CARGO SHIPPING IN NUMBERS

12/27/2022

123 Shipping Operations Recorded

51 Passenger Ships Operated

72 Cargo Ships Operated

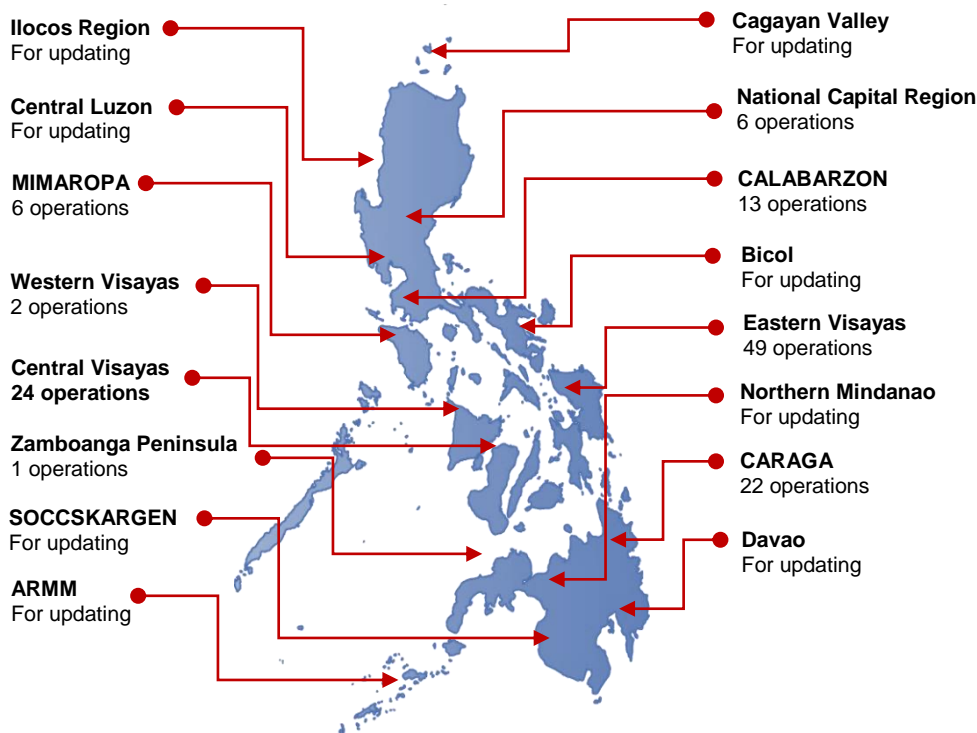
122 Ships Operated Normally

0 Operations Cancelled

1 Operations Delayed

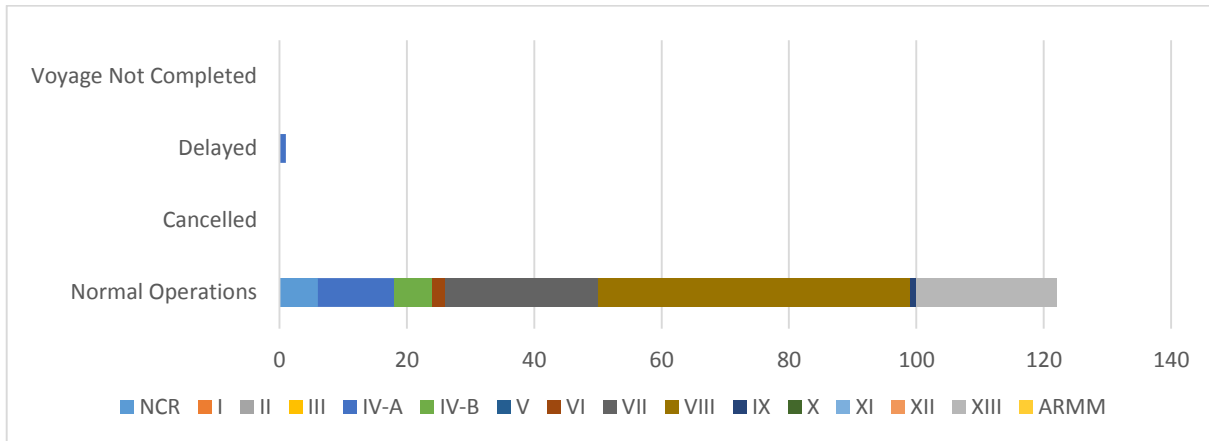
0 Operation Uncompleted

PASSENGER AND CARGO SHIPPING OPERATIONS IN THE PHILIPPINES



Total of 123 Passenger and Cargo Shipping Operations

I. STATUS OF SHIPPING OPERATIONS NATIONWIDE



On 12/27/2022, there were 123 passenger and cargo shipping operations conducted wherein 122 or 99% were completed in accordance with their Certificate of Public Convenience (CPC).

Out of the 122 operations completed under normal conditions, the reported movements were mostly in the Eastern Visayas Region at 40% and Central Visayas Region at 20%.

One (1) passenger ship or 2% encountered delays.

No shipping operations were not completed at the time of reporting.

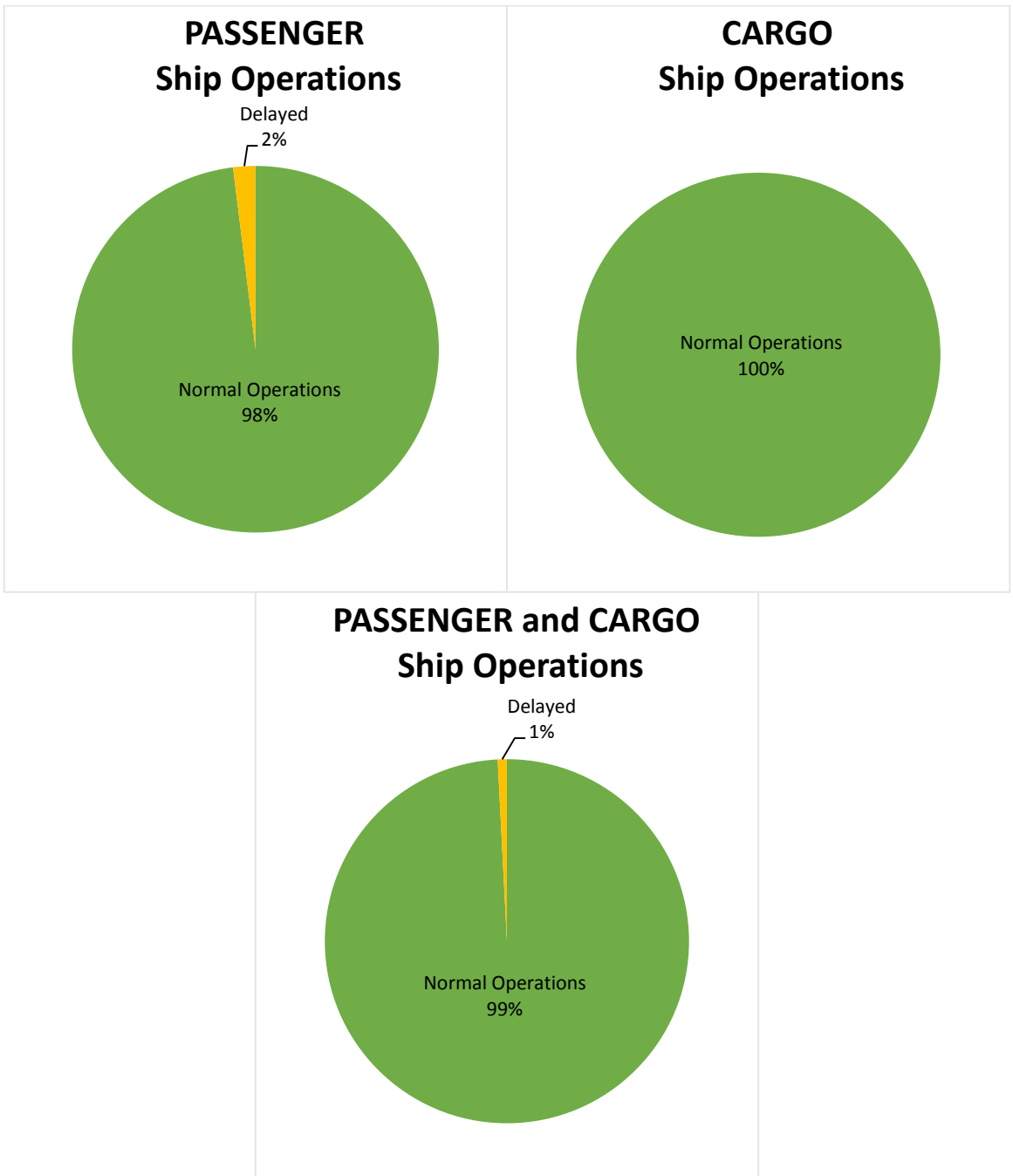
II. STATUS OF SHIPPING OPERATIONS BY CLASSIFICATION

Region	Normal Operations		Cancelled		Delayed		Not Completed	
	Passenger	Cargo	Passenger	Cargo	Passenger	Cargo	Passenger	Cargo
NCR	3	3	-	-	-	-	-	-
I	-	-	-	-	-	-	-	-
II	-	-	-	-	-	-	-	-
III	-	-	-	-	-	-	-	-
IV-A	12	-	-	-	1	-	-	-
IV-B	6	-	-	-	-	-	-	-
V	-	-	-	-	-	-	-	-
VI	1	1	-	-	-	-	-	-
VII	8	16	-	-	-	-	-	-
VIII	20	29	-	-	-	-	-	-
IX	-	1	-	-	-	-	-	-
X	-	-	-	-	-	-	-	-
XI	-	-	-	-	-	-	-	-
XII	-	-	-	-	-	-	-	-
XIII	-	22	-	-	-	-	-	-
ARMM	-	-	-	-	-	-	-	-
Total	50	72	-	-	1	-	-	-

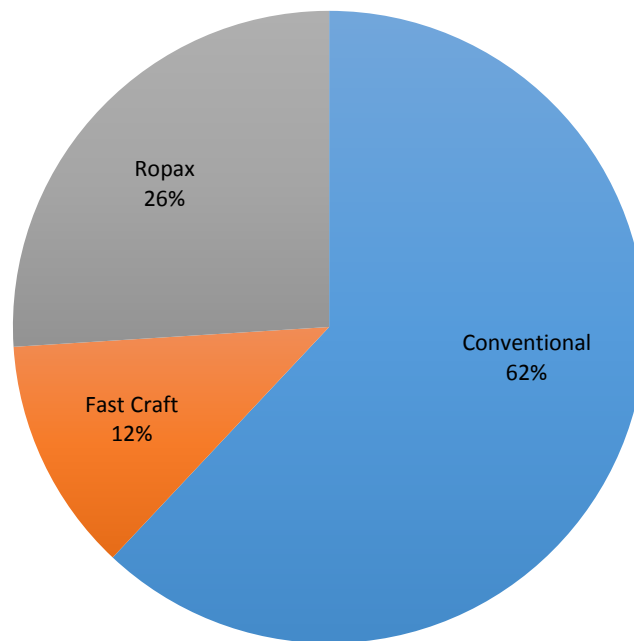
Based on the above table , 72 out of 72 (100%) cargo ships still operated normally – are, 7 container ships, 6 general cargo ships, 12 LCT ships, 47 Roro cargo ships.

Fifty (50) passenger ships completed their voyage – 31 conventional passenger ships, 13 RoPax ships and 6 fast craft ferry completed their operations but mostly only carried cargoes during their voyage.

Meanwhile out of the 51 passenger ships, 2% were affected by the measures adopted in view of COVID-19. These measures caused either the cancellation, delay, or uncompleted operations of 1 passenger ships.



Passenger Ship Types under Normal Operations



Cargo Ship Types under Normal Operations

