



MARITIME INDUSTRY AUTHORITY SITUATION REPORT -1096

Passenger and Cargo Shipping Operations on 3/24/2023
in areas under Alert Level 1 & 2

Data generated on 3/24/2023, 3:00:00 PM

HIGHLIGHTS

- Ninety-One percent (91%) of passenger and cargo shipping operations were completed in accordance with the ships' CPC.
- Nine percent (9%) of the shipping operations were affected.
- Operations of passenger ships were more affected compared to cargo ships. 100% of the cargo shipping operations were completed under normal conditions compared to passenger ships at 86%.
- **With cargo shipping still operational, transport of goods is assured.**

PASSENGER AND CARGO SHIPPING IN NUMBERS

3/24/2023

33 Shipping Operations Recorded

21 Passenger Ships Operated

12 Cargo Ships Operated

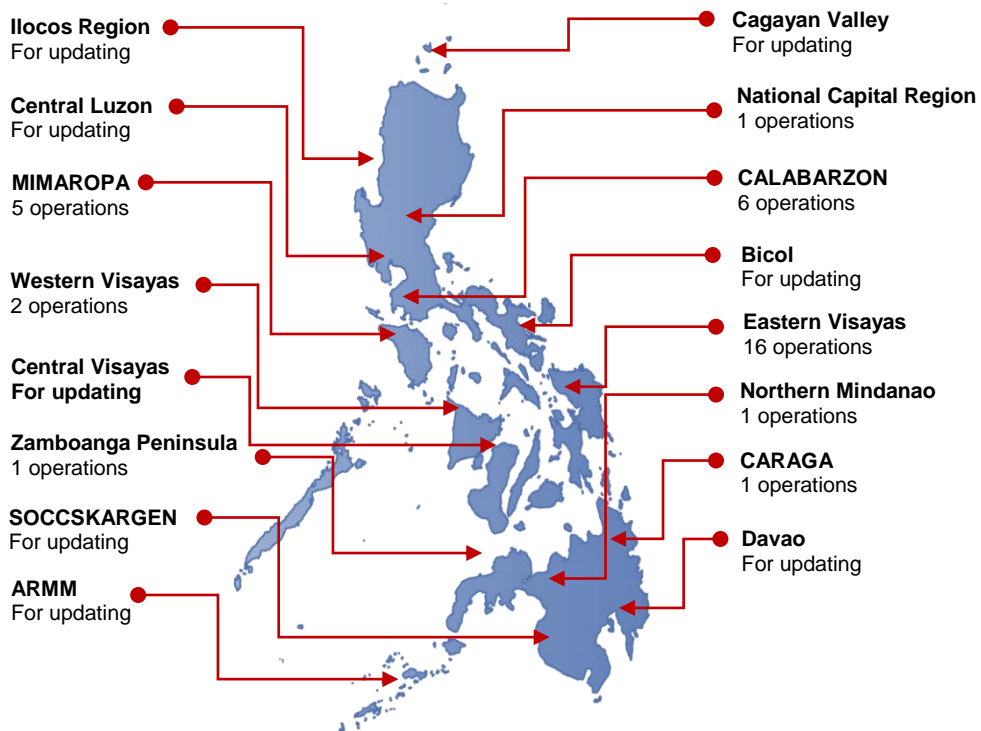
30 Ships Operated Normally

0 Operations Cancelled

3 Operations Delayed

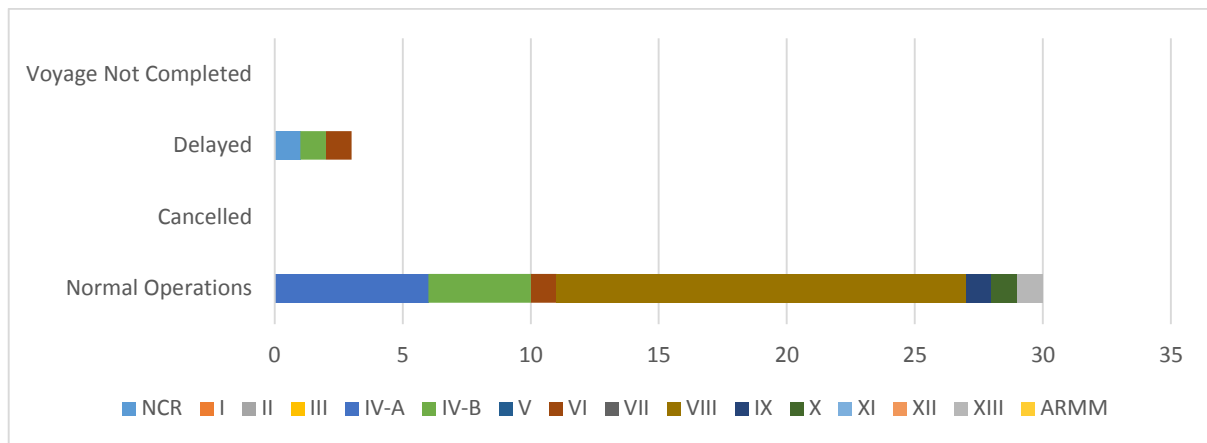
0 Operation Uncompleted

PASSENGER AND CARGO SHIPPING OPERATIONS IN THE PHILIPPINES



Total of 33 Passenger and Cargo Shipping Operations

I. STATUS OF SHIPPING OPERATIONS NATIONWIDE



On 3/24/2023, there were 33 passenger and cargo shipping operations conducted wherein 30 or 91% were completed in accordance with their Certificate of Public Convenience (CPC).

Out of the 30 operations completed under normal conditions, the reported movements were mostly in the Eastern Visayas Region at 53% and CALABARZON Region at 20%.

Three (3) passenger ships or 14% encountered delays.

No shipping operations were not completed at the time of reporting.

II. STATUS OF SHIPPING OPERATIONS BY CLASSIFICATION

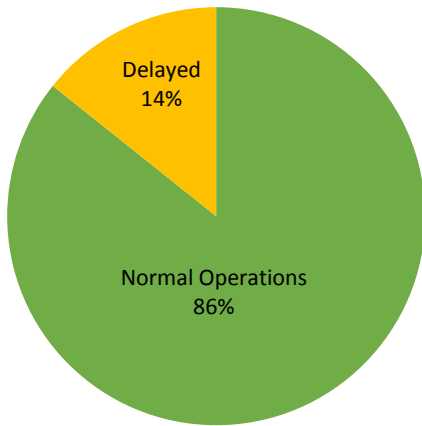
Region	Normal Operations		Cancelled		Delayed		Not Completed	
	Passenger	Cargo	Passenger	Cargo	Passenger	Cargo	Passenger	Cargo
NCR	-	-	-	-	1	-	-	-
I	-	-	-	-	-	-	-	-
II	-	-	-	-	-	-	-	-
III	-	-	-	-	-	-	-	-
IV-A	6	-	-	-	-	-	-	-
IV-B	4	-	-	-	1	-	-	-
V	-	-	-	-	-	-	-	-
VI	1	-	-	-	1	-	-	-
VII	-	-	-	-	-	-	-	-
VIII	4	12	-	-	-	-	-	-
IX	1	-	-	-	-	-	-	-
X	1	-	-	-	-	-	-	-
XI	-	-	-	-	-	-	-	-
XII	-	-	-	-	-	-	-	-
XIII	1	-	-	-	-	-	-	-
ARMM	-	-	-	-	-	-	-	-
Total	18	12	-	-	3	-	-	-

Based on the above table , 12 out of 12 (100%) cargo ships still operated normally – are, 4 LCT ships, 8 Roro cargo ships.

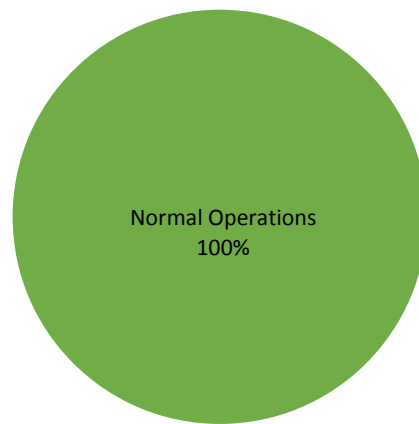
Eighteen (18) passenger ships completed their voyage – 15 conventional passenger ships, 1 RoPax ships and 2 fast craft ferry completed their operations but mostly only carried cargoes during their voyage.

Meanwhile out of the 21 passenger ships, 14% were affected by the measures adopted in view of COVID-19. These measures caused either the cancellation, delay, or uncompleted operations of 3 passenger ships.

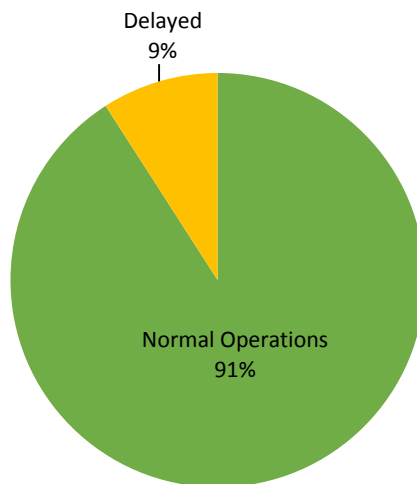
PASSENGER Ship Operations



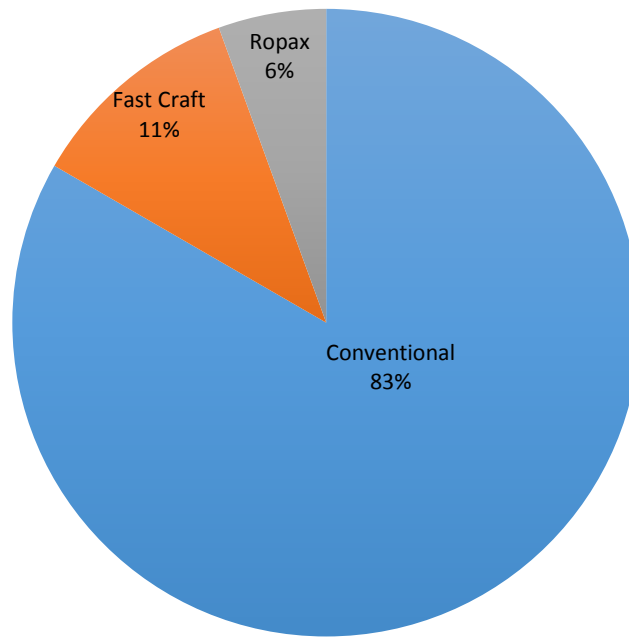
CARGO Ship Operations



PASSENGER and CARGO Ship Operations



Passenger Ship Types under Normal Operations



Cargo Ship Types under Normal Operations

