



MARITIME INDUSTRY AUTHORITY SITUATION REPORT -1143

Passenger and Cargo Shipping Operations on 5/10/2023
in areas under Alert Level 1 & 2

Data generated on 5/10/2023, 3:00:00 PM

HIGHLIGHTS

- Ninety-Six percent (96%) of passenger and cargo shipping operations were completed in accordance with the ships' CPC.
- Four percent (4%) of the shipping operations were affected.
- Operations of passenger ships were more affected compared to cargo ships. 100% of the cargo shipping operations were completed under normal conditions compared to passenger ships at 90%.
- **With cargo shipping still operational, transport of goods is assured.**

PASSENGER AND CARGO SHIPPING IN NUMBERS

5/10/2023

69 Shipping Operations Recorded

31 Passenger Ships Operated

38 Cargo Ships Operated

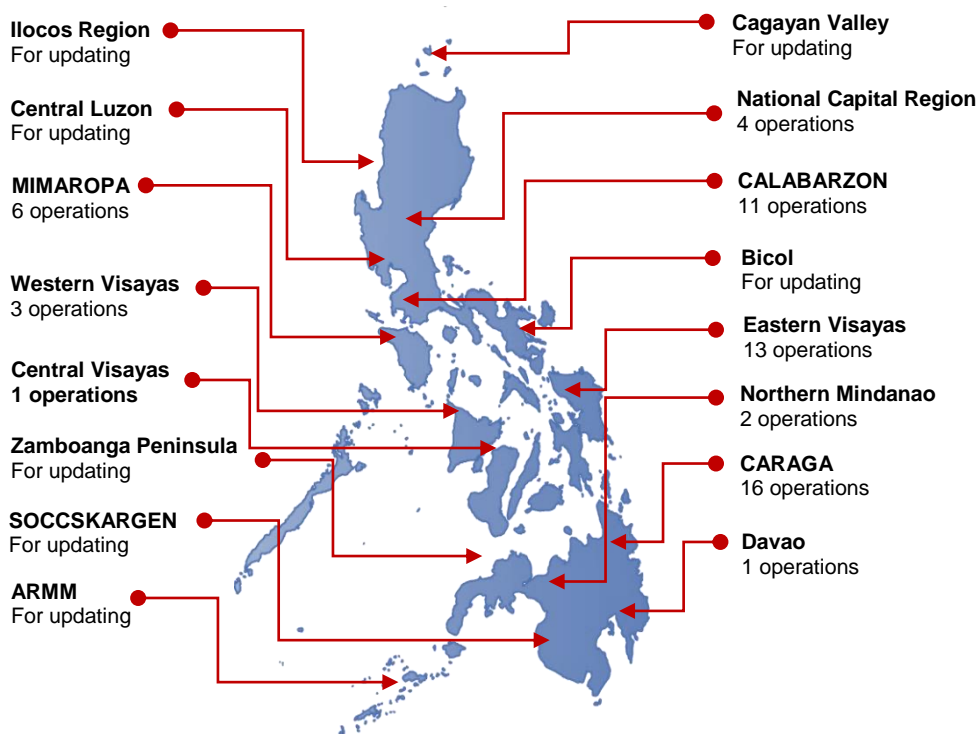
66 Ships Operated Normally

0 Operations Cancelled

3 Operations Delayed

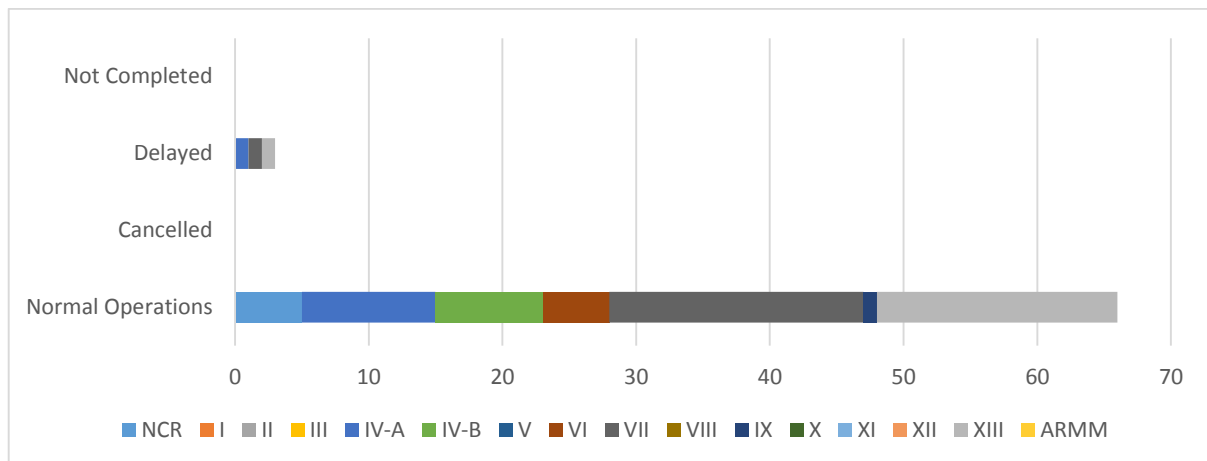
0 Operation Uncompleted

PASSENGER AND CARGO SHIPPING OPERATIONS IN THE PHILIPPINES



Total of 57 Passenger and Cargo Shipping Operations

I. STATUS OF SHIPPING OPERATIONS NATIONWIDE



On 5/10/2023, there were 69 passenger and cargo shipping operations conducted wherein 66 or 96% were completed in accordance with their Certificate of Public Convenience (CPC).

Out of the 66 operations completed under normal conditions, the reported movements were mostly in the Central Visayas Region at 29% and CARAGA Region at 27%.

Three (3) passenger ships or 10% encountered delays.

No shipping operations were not completed at the time of reporting.

II. STATUS OF SHIPPING OPERATIONS BY CLASSIFICATION

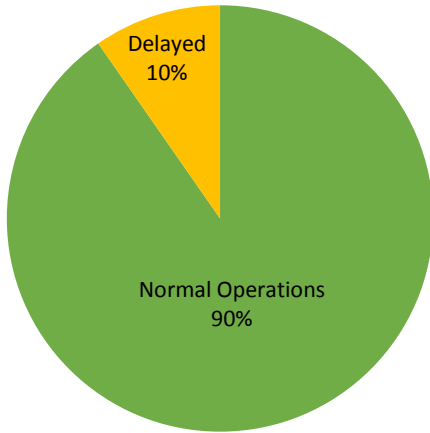
| Region | Normal Operations | | Cancelled | | Delayed | | Not Completed | |
|--------------|-------------------|-----------|-----------|----------|-----------|----------|---------------|----------|
| | Passenger | Cargo | Passenger | Cargo | Passenger | Cargo | Passenger | Cargo |
| NCR | 2 | 3 | - | - | - | - | - | - |
| I | - | - | - | - | - | - | - | - |
| II | - | - | - | - | - | - | - | - |
| III | - | - | - | - | - | - | - | - |
| IV-A | 10 | - | - | - | 1 | - | - | - |
| IV-B | 8 | - | - | - | - | - | - | - |
| V | - | - | - | - | - | - | - | - |
| VI | 2 | 3 | - | - | - | - | - | - |
| VII | 6 | 13 | - | - | 1 | - | - | - |
| VIII | - | - | - | - | - | - | - | - |
| IX | - | 1 | - | - | - | - | - | - |
| X | - | - | - | - | - | - | - | - |
| XI | - | - | - | - | - | - | - | - |
| XII | - | - | - | - | - | - | - | - |
| XIII | - | 18 | - | - | 1 | - | - | - |
| ARMM | - | - | - | - | - | - | - | - |
| Total | 28 | 38 | - | - | 3 | - | - | - |

Based on the above table , 38 out of 38 (100%) cargo ships still operated normally – are 7 container ships, 3 LCT ships, 28 Roro cargo ships.

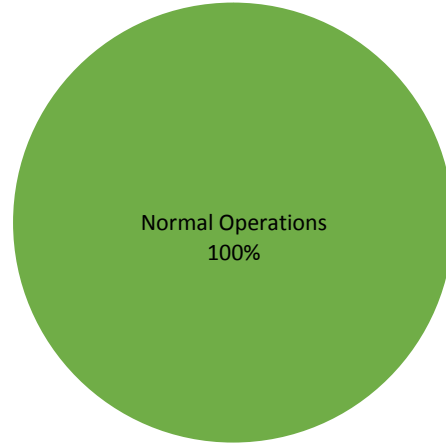
Twenty – eight (28) passenger ships completed their voyage – 21 conventional passenger ships, 5 RoPax ships and 2 fast craft ferry completed their operations but mostly only carried cargoes during their voyage.

Meanwhile out of the 31 passenger ships, 10% were affected by the measures adopted in view of COVID-19. These measures caused either the cancellation, delay, or uncompleted operations of 3 passenger ships.

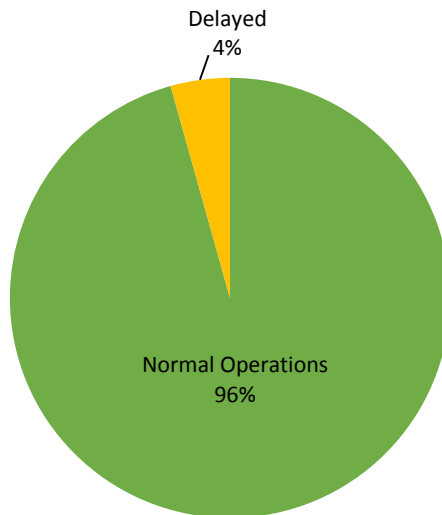
**PASSENGER
Ship Operations**



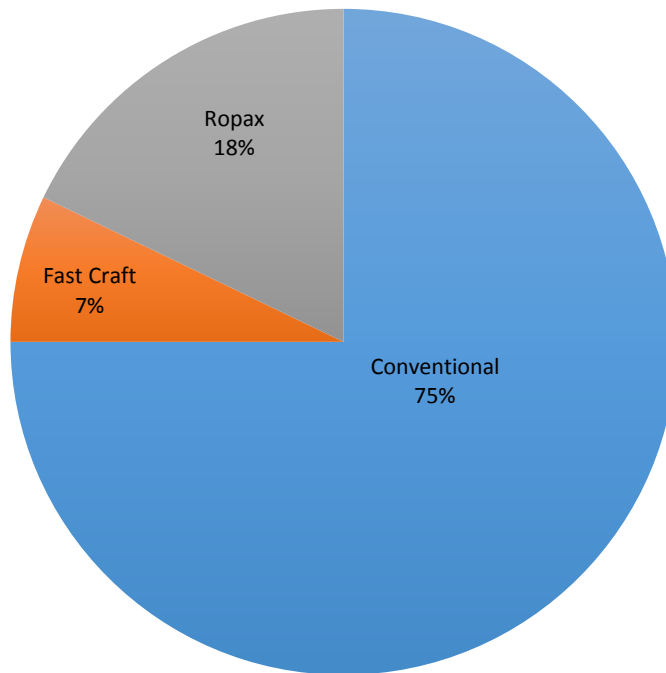
**CARGO
Ship Operations**



**PASSENGER and CARGO
Ship Operations**



Passenger Ship Types under Normal Operations



Cargo Ship Types under Normal Operations

