



# MARITIME INDUSTRY AUTHORITY SITUATION REPORT -1146

Passenger and Cargo Shipping Operations on 5/13/2023  
in areas under Alert Level 1 & 2

Data generated on 5/13/2023, 3:00:00 PM

## HIGHLIGHTS

- Ninety-Five percent (93%) of passenger and cargo shipping operations were completed in accordance with the ships' CPC.
- Seven percent ( 7%) of the shipping operations were affected.
- Operations of passenger ships were more affected compared to cargo ships. 100% of the cargo shipping operations were completed under normal conditions compared to passenger ships at 90%.
- **With cargo shipping still operational, transport of goods is assured.**

## PASSENGER AND CARGO SHIPPING IN NUMBERS

5/13/2023

**45** Shipping Operations Recorded

**31** Passenger Ships Operated

**14** Cargo Ships Operated

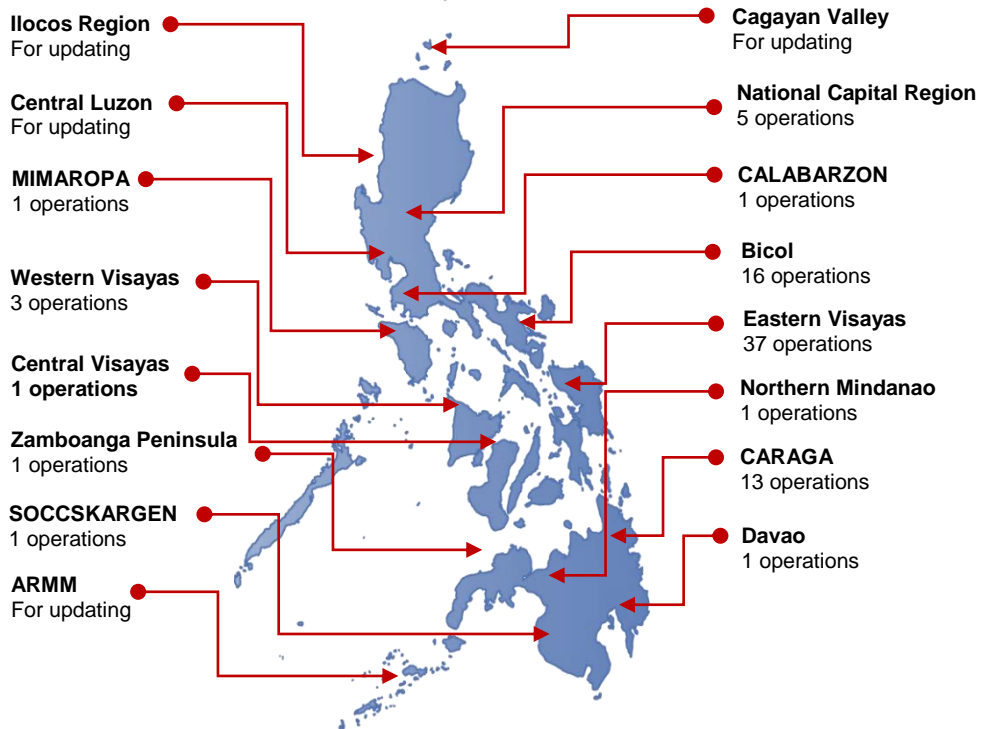
**42** Ships Operated Normally

**0** Operations Cancelled

**3** Operations Delayed

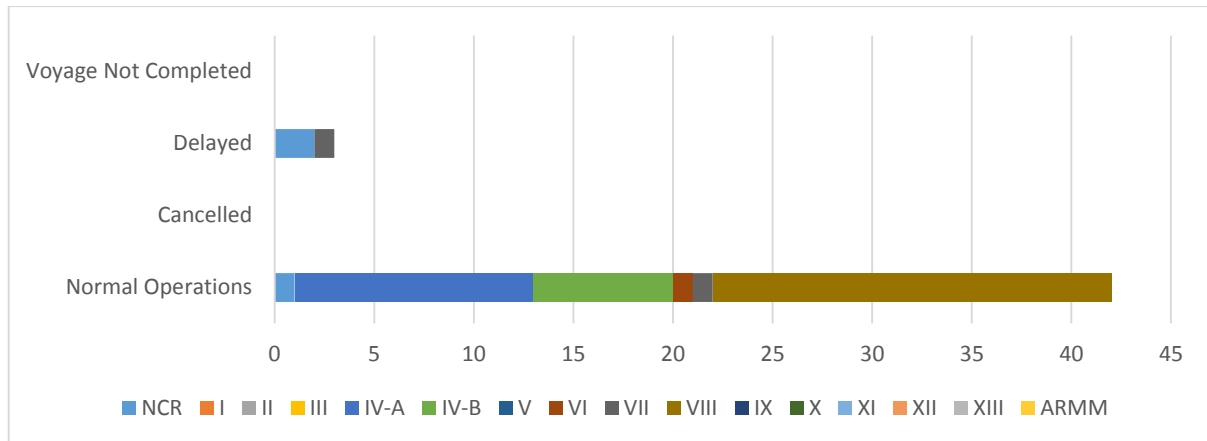
**0** Operation Uncompleted

## PASSENGER AND CARGO SHIPPING OPERATIONS IN THE PHILIPPINES



**Total of 81 Passenger and Cargo Shipping Operations**

## I. STATUS OF SHIPPING OPERATIONS NATIONWIDE



On 5/13/2023, there were 45 passenger and cargo shipping operations conducted wherein 42 or 93% were completed in accordance with their Certificate of Public Convenience (CPC).

Out of the 42 operations completed under normal conditions, the reported movements were mostly in the Eastern Visayas Region at 48% and CALABARZON Region at 29%.

Three (3) passenger ships or 10% encountered delays.

No shipping operations were not completed at the time of reporting.

## II. STATUS OF SHIPPING OPERATIONS BY CLASSIFICATION

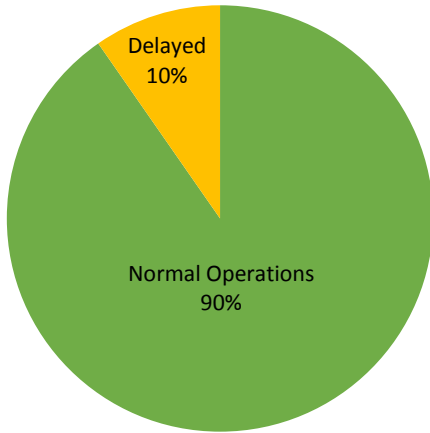
Region	Normal Operations		Cancelled		Delayed		Not Completed	
	Passenger	Cargo	Passenger	Cargo	Passenger	Cargo	Passenger	Cargo
<b>NCR</b>	-	1	-	-	2	-	-	-
<b>I</b>	-	-	-	-	-	-	-	-
<b>II</b>	-	-	-	-	-	-	-	-
<b>III</b>	-	-	-	-	-	-	-	-
<b>IV-A</b>	12	-	-	-	-	-	-	-
<b>IV-B</b>	7	-	-	-	-	-	-	-
<b>V</b>	-	-	-	-	-	-	-	-
<b>VI</b>	1	-	-	-	-	-	-	-
<b>VII</b>	1	-	-	-	1	-	-	-
<b>VIII</b>	7	13	-	-	-	-	-	-
<b>IX</b>	-	-	-	-	-	-	-	-
<b>X</b>	-	-	-	-	-	-	-	-
<b>XI</b>	-	-	-	-	-	-	-	-
<b>XII</b>	-	-	-	-	-	-	-	-
<b>XIII</b>	-	-	-	-	-	-	-	-
<b>ARMM</b>	-	-	-	-	-	-	-	-
<b>Total</b>	<b>28</b>	<b>14</b>	-	-	<b>3</b>	-	-	-

Based on the above table , 14 out of 14 (100%) cargo ships still operated normally – are 1 container ships, 3 LCT ships, 10 Roro cargo ships.

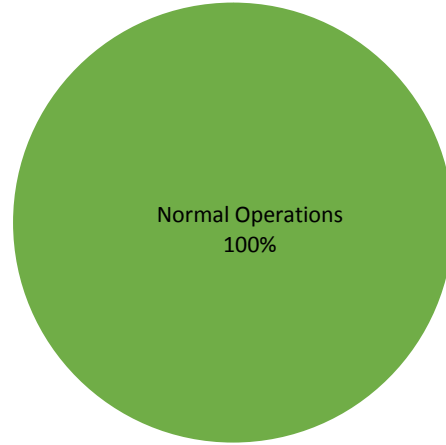
Twenty – eight (28) passenger ships completed their voyage – 21 conventional passenger ships, 5 RoPax ships and 2 fast craft ferry completed their operations but mostly only carried cargoes during their voyage.

Meanwhile out of the 31 passenger ships, 10% were affected by the measures adopted in view of COVID-19. These measures caused either the cancellation, delay, or uncompleted operations of 3 passenger ships.

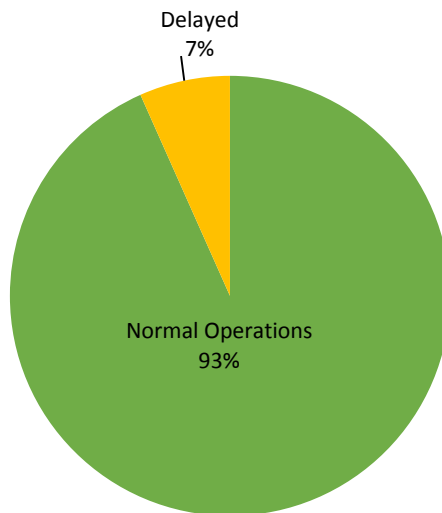
**PASSENGER  
Ship Operations**



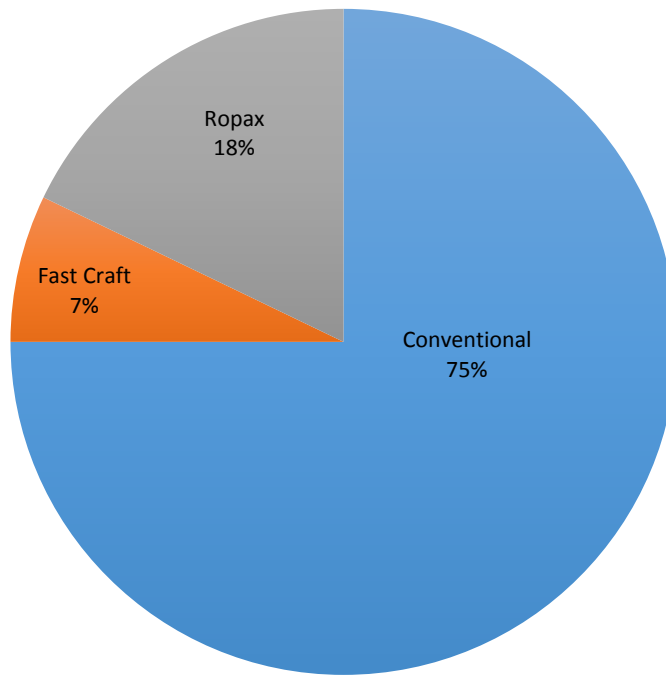
**CARGO  
Ship Operations**



**PASSENGER and CARGO  
Ship Operations**



### Passenger Ship Types under Normal Operations



### Cargo Ship Types under Normal Operations

