



MARITIME INDUSTRY AUTHORITY SITUATION REPORT -1151

Passenger and Cargo Shipping Operations on 5/18/2023
in areas under Alert Level 1 & 2

Data generated on 5/18/2023, 3:00:00 PM

HIGHLIGHTS

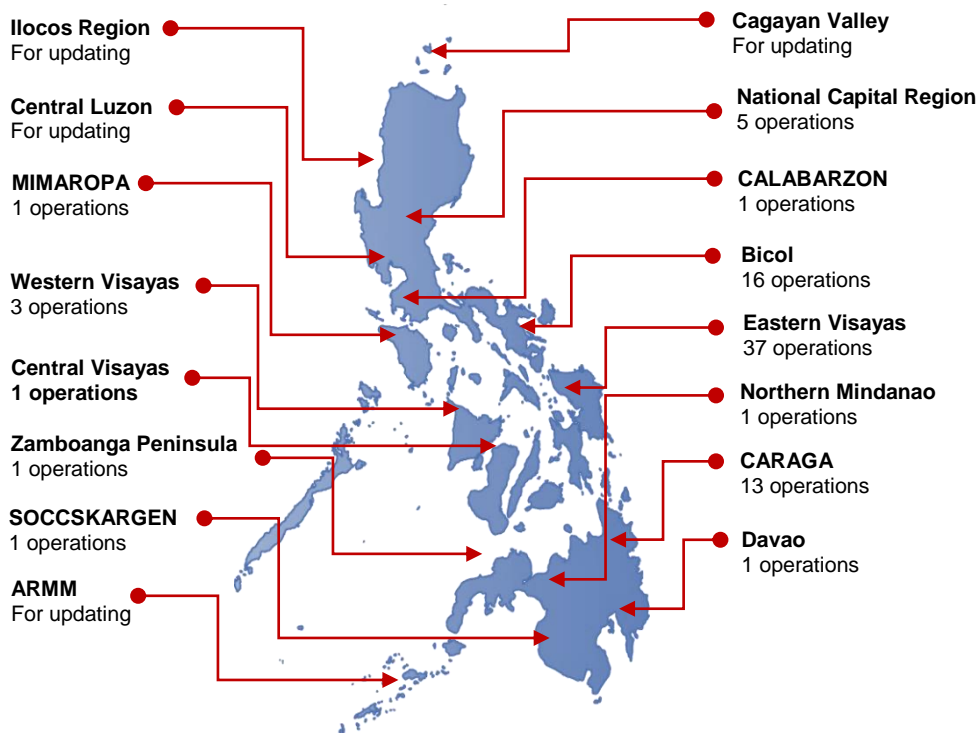
- Ninety-Four percent (94%) of passenger and cargo shipping operations were completed in accordance with the ships' CPC.
- Six percent (6%) of the shipping operations were affected.
- Operations of passenger ships were more affected compared to cargo ships. 100% of the cargo shipping operations were completed under normal conditions compared to passenger ships at 83%.
- **With cargo shipping still operational, transport of goods is assured.**

PASSENGER AND CARGO SHIPPING IN NUMBERS

5/18/2023

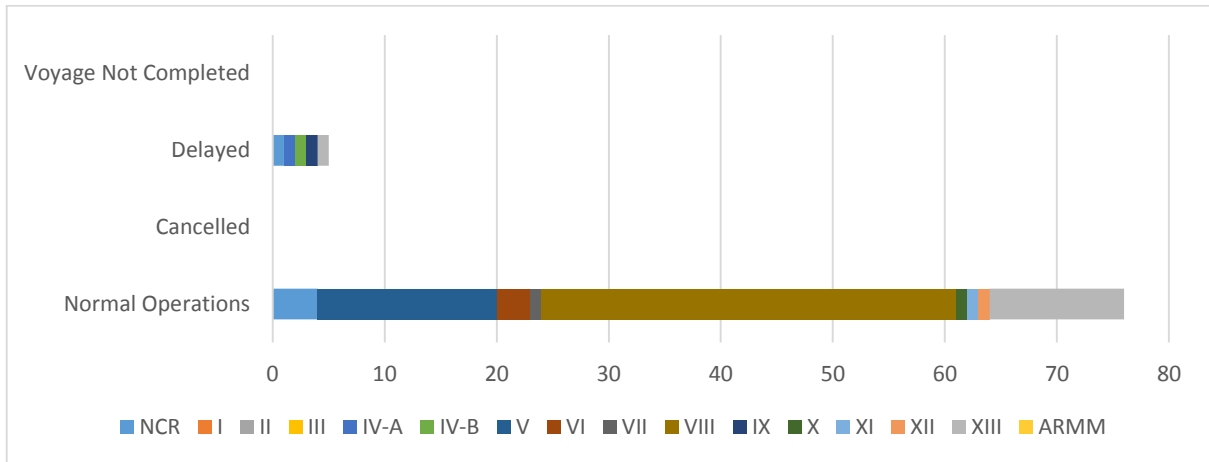
- 81** Shipping Operations Recorded
- 30** Passenger Ships Operated
- 51** Cargo Ships Operated
- 76** Ships Operated Normally
- 0** Operations Cancelled
- 5** Operations Delayed
- 0** Operation Uncompleted

PASSENGER AND CARGO SHIPPING OPERATIONS IN THE PHILIPPINES



Total of 81 Passenger and Cargo Shipping Operations

I. STATUS OF SHIPPING OPERATIONS NATIONWIDE



On 5/18/2023, there were 81 passenger and cargo shipping operations conducted wherein 76 or 94% were completed in accordance with their Certificate of Public Convenience (CPC).

Out of the 76 operations completed under normal conditions, the reported movements were mostly in the Eastern Visayas Region at 49% and Bicol Region at 21%.

Five (5) passenger ships or 17% encountered delays.

No shipping operations were not completed at the time of reporting.

II. STATUS OF SHIPPING OPERATIONS BY CLASSIFICATION

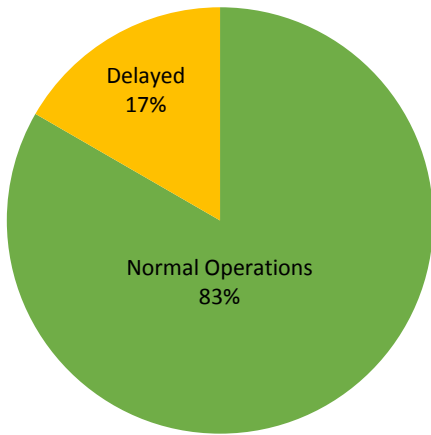
Region	Normal Operations		Cancelled		Delayed		Not Completed	
	Passenger	Cargo	Passenger	Cargo	Passenger	Cargo	Passenger	Cargo
NCR	-	4	-	-	1	-	-	-
I	-	-	-	-	-	-	-	-
II	-	-	-	-	-	-	-	-
III	-	-	-	-	-	-	-	-
IV-A	-	-	-	-	1	-	-	-
IV-B	-	-	-	-	1	-	-	-
V	4	12	-	-	-	-	-	-
VI	1	2	-	-	-	-	-	-
VII	1	-	-	-	-	-	-	-
VIII	18	19	-	-	-	-	-	-
IX	-	-	-	-	1	-	-	-
X	1	-	-	-	-	-	-	-
XI	-	1	-	-	-	-	-	-
XII	-	1	-	-	-	-	-	-
XIII	-	12	-	-	1	-	-	-
ARMM	-	-	-	-	-	-	-	-
Total	25	51	-	-	5	-	-	-

Based on the above table , 51 out of 51 (100%) cargo ships still operated normally – are 8 container ships, 6 LCT ships, 37 Roro cargo ships.

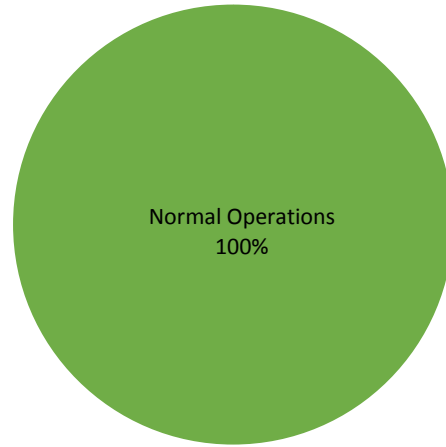
Twenty (25) passenger ships completed their voyage – 12 conventional passenger ships, 7 RoPax ships and 6 fast craft ferry completed their operations but mostly only carried cargoes during their voyage.

Meanwhile out of the 30 passenger ships, 17% were affected by the measures adopted in view of COVID-19. These measures caused either the cancellation, delay, or uncompleted operations of 5 passenger ships.

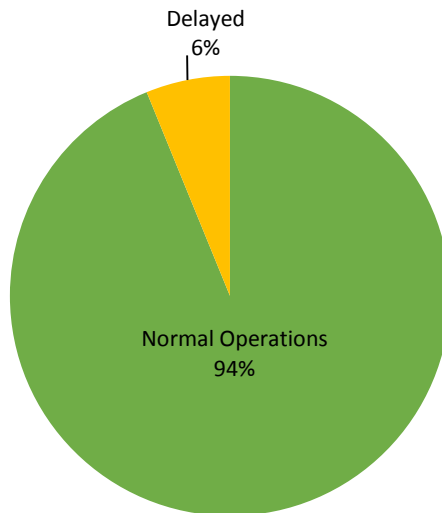
**PASSENGER
Ship Operations**



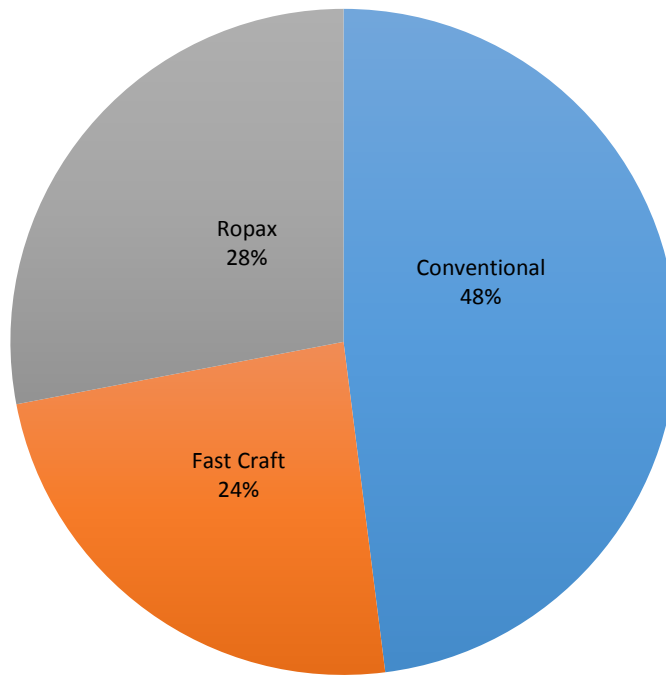
**CARGO
Ship Operations**



**PASSENGER and CARGO
Ship Operations**



Passenger Ship Types under Normal Operations



Cargo Ship Types under Normal Operations

