



MARITIME INDUSTRY AUTHORITY SITUATION REPORT -1155

Passenger and Cargo Shipping Operations on 5/22/2023
in areas under Alert Level 1 & 2

Data generated on 5/22/2023, 3:00:00 PM

HIGHLIGHTS

- Ninety-Eight percent (98%) of passenger and cargo shipping operations were completed in accordance with the ships' CPC.
- Two percent (2%) of the shipping operations were affected.
- Operations of passenger ships were more affected compared to cargo ships. 100% of the cargo shipping operations were completed under normal conditions compared to passenger ships at 94%.
- **With cargo shipping still operational, transport of goods is assured.**

PASSENGER AND CARGO SHIPPING IN NUMBERS

5/22/2023

42 Shipping Operations Recorded

18 Passenger Ships Operated

24 Cargo Ships Operated

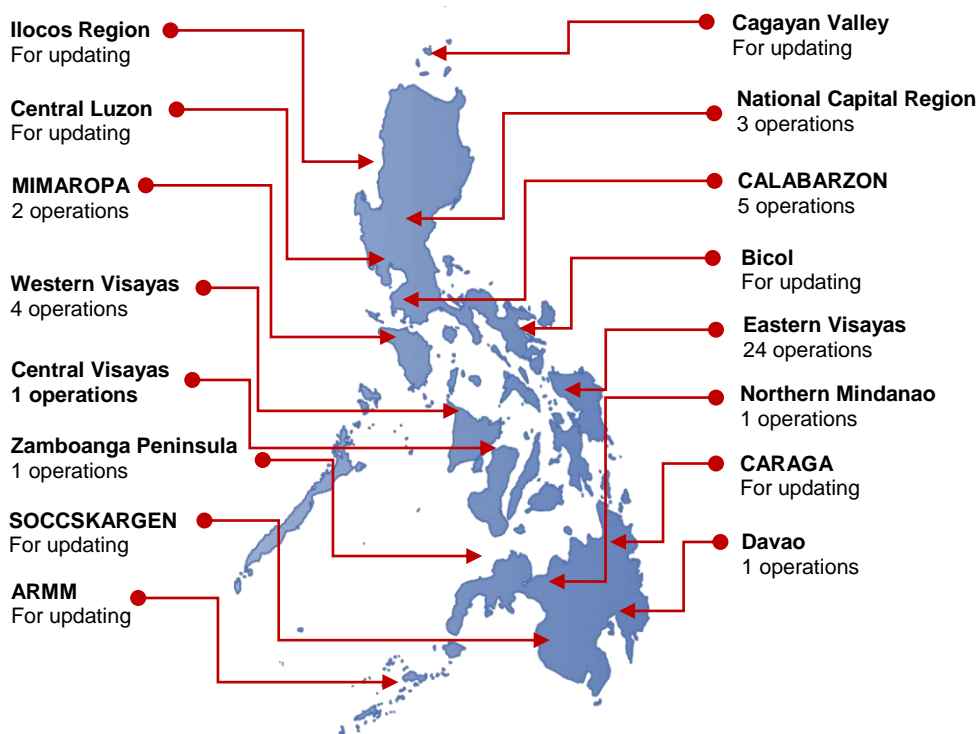
41 Ships Operated Normally

0 Operations Cancelled

1 Operations Delayed

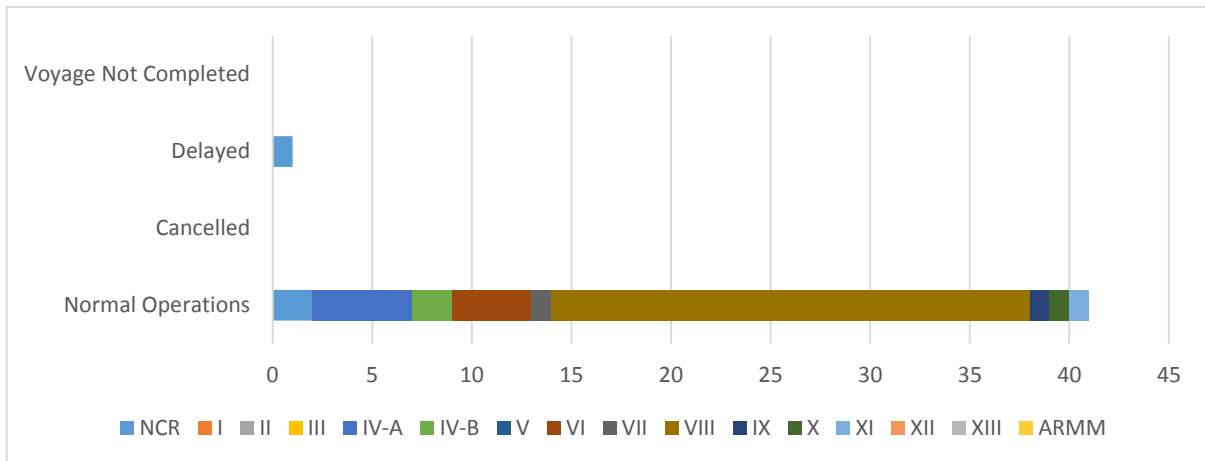
0 Operation Uncompleted

PASSENGER AND CARGO SHIPPING OPERATIONS IN THE PHILIPPINES



Total of 42 Passenger and Cargo Shipping Operations

I. STATUS OF SHIPPING OPERATIONS NATIONWIDE



On 5/22/2023, there were 42 passenger and cargo shipping operations conducted wherein 41 or 98% were completed in accordance with their Certificate of Public Convenience (CPC).

Out of the 41 operations completed under normal conditions, the reported movements were mostly in the Eastern Visayas Region at 59% and CALABARZON Region at 12%.

One (1) passenger ship or 6% encountered delays.

No shipping operations were not completed at the time of reporting.

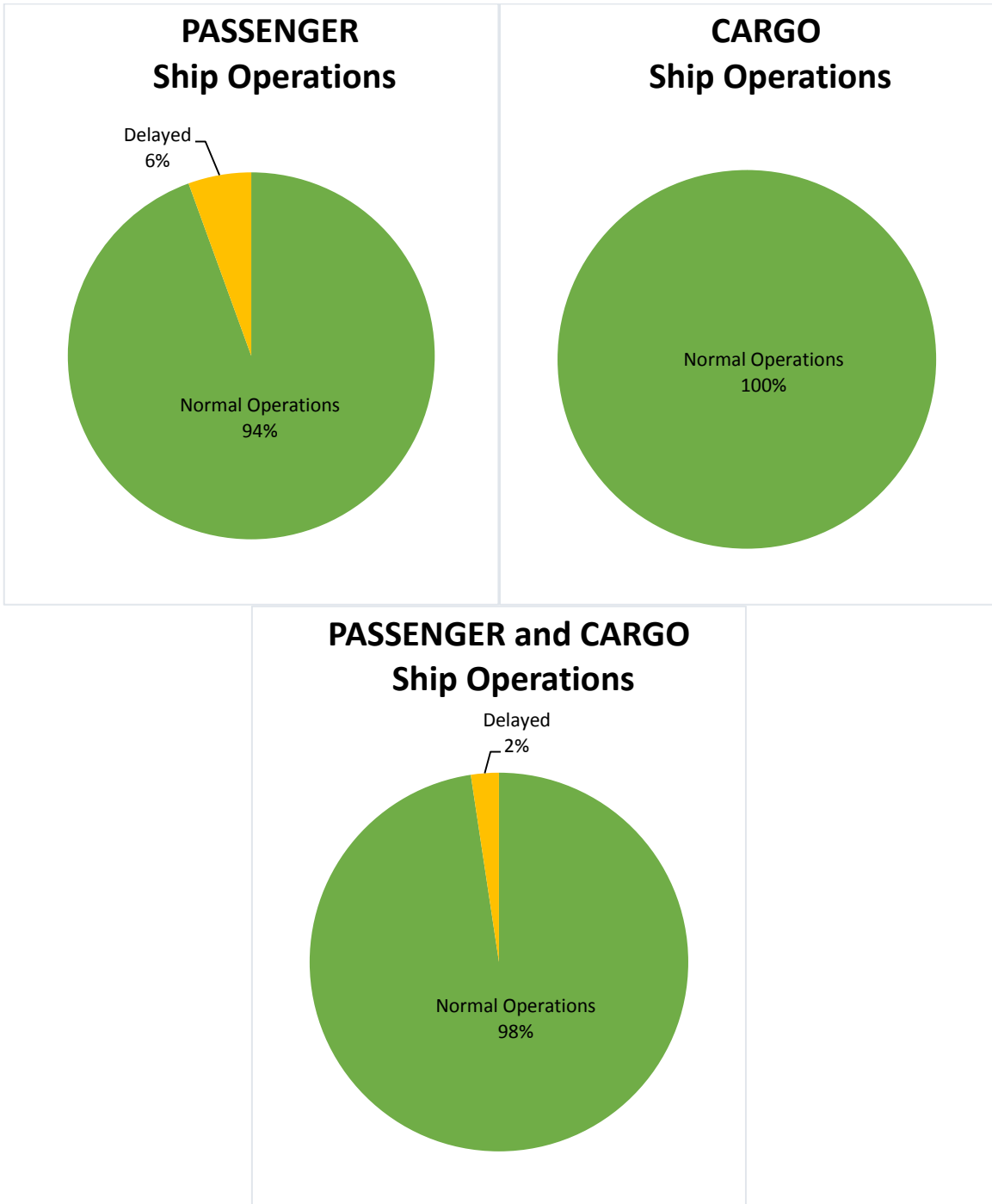
II. STATUS OF SHIPPING OPERATIONS BY CLASSIFICATION

Region	Normal Operations		Cancelled		Delayed		Not Completed	
	Passenger	Cargo	Passenger	Cargo	Passenger	Cargo	Passenger	Cargo
NCR	-	2	-	-	1	-	-	-
I	-	-	-	-	-	-	-	-
II	-	-	-	-	-	-	-	-
III	-	-	-	-	-	-	-	-
IV-A	4	1	-	-	-	-	-	-
IV-B	2	-	-	-	-	-	-	-
V	-	-	-	-	-	-	-	-
VI	2	2	-	-	-	-	-	-
VII	1	-	-	-	-	-	-	-
VIII	8	16	-	-	-	-	-	-
IX	-	1	-	-	-	-	-	-
X	-	1	-	-	-	-	-	-
XI	-	1	-	-	-	-	-	-
XII	-	-	-	-	-	-	-	-
XIII	-	-	-	-	-	-	-	-
ARMM	-	-	-	-	-	-	-	-
Total	17	24	-	-	1	-	-	-

Based on the above table , 24 out of 24 (100%) cargo ships still operated normally – are 8 container ships, 4 general cargo ships, 6 LCT ships, 6 Roro cargo ships

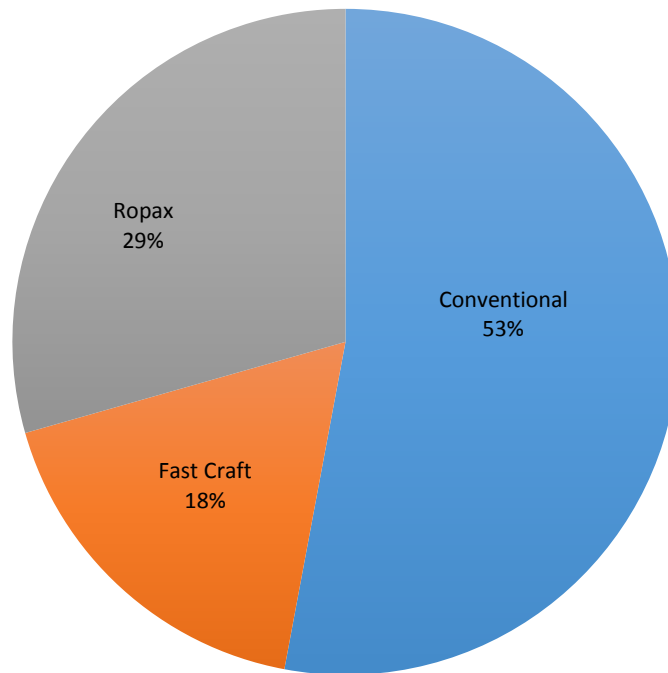
Seventeen (17) passenger ships completed their voyage – 9 conventional passenger ships, 5 RoPax ships and 3 fast craft ferry completed their operations but mostly only carried cargoes during their voyage.

Meanwhile out of the 18 passenger ships, 6% were affected by the measures adopted in view of COVID-19. These measures caused either the cancellation, delay, or uncompleted operations of 1 passenger ships.



Note: All data are based on the inputs coming from MROs and Shipping Companies.

Passenger Ship Types under Normal Operations



Cargo Ship Types under Normal Operations

