



MARITIME INDUSTRY AUTHORITY SITUATION REPORT -1176

Passenger and Cargo Shipping Operations on 6/12/2023
in areas under Alert Level 1 & 2

Data generated on 6/12/2023, 3:00:00 PM

HIGHLIGHTS

- Ninety-Eight percent (97%) of passenger and cargo shipping operations were completed in accordance with the ships' CPC.
- Two percent (3%) of the shipping operations were affected.
- Operations of passenger ships were more affected compared to cargo ships. 100% of the cargo shipping operations were completed under normal conditions compared to passenger ships at 92%.
- **With cargo shipping still operational, transport of goods is assured.**

PASSENGER AND CARGO SHIPPING IN NUMBERS

6/12/2023

76 Shipping Operations Recorded

25 Passenger Ships Operated

51 Cargo Ships Operated

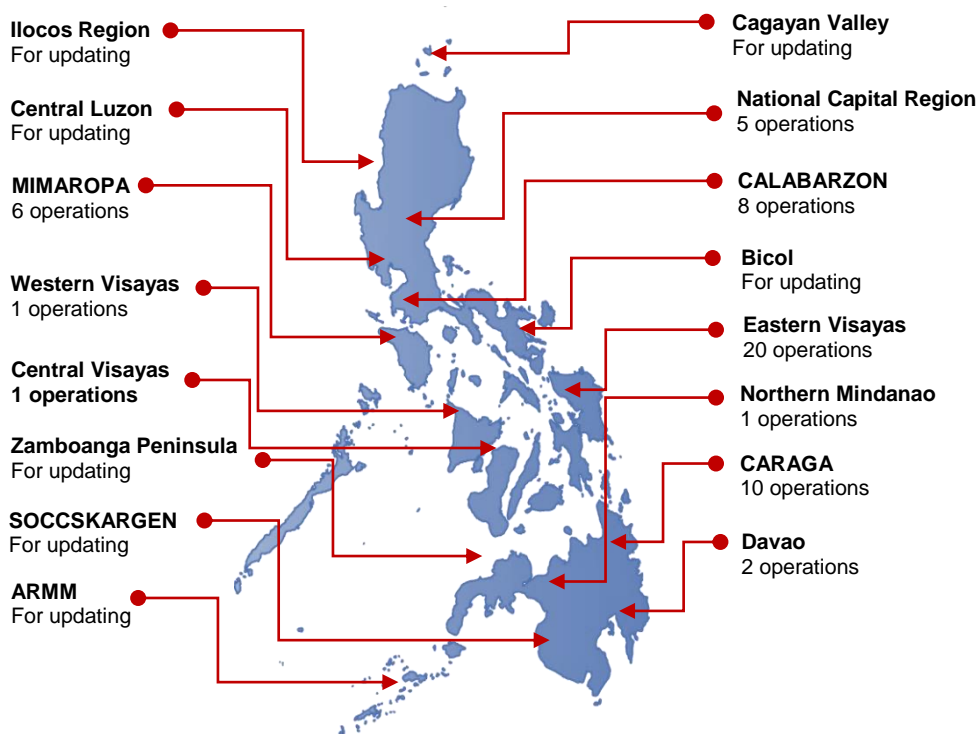
74 Ships Operated Normally

0 Operations Cancelled

2 Operations Delayed

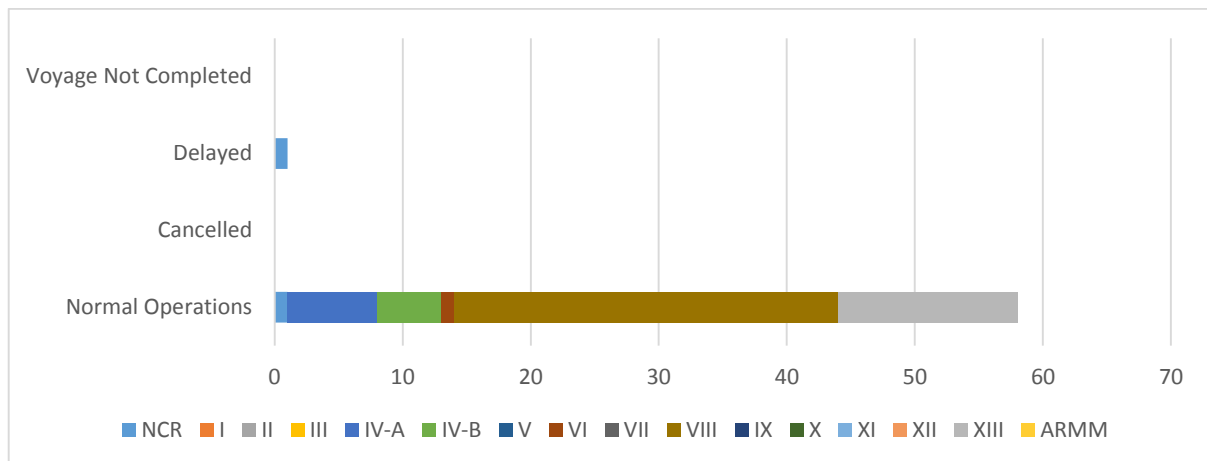
0 Operation Uncompleted

PASSENGER AND CARGO SHIPPING OPERATIONS IN THE PHILIPPINES



Total of 76 Passenger and Cargo Shipping Operations

I. STATUS OF SHIPPING OPERATIONS NATIONWIDE



On 6/12/2023, there were 76 passenger and cargo shipping operations conducted wherein 74 or 97% were completed in accordance with their Certificate of Public Convenience (CPC).

Out of the 74 operations completed under normal conditions, the reported movements were mostly in the Eastern Visayas Region at 64% and CARAGA Region at 24%.

One (2) passenger ships or 8% encountered delays.

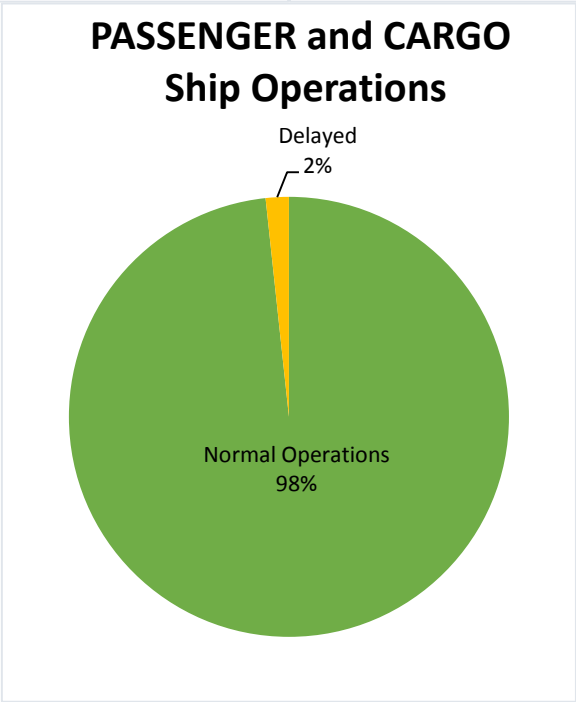
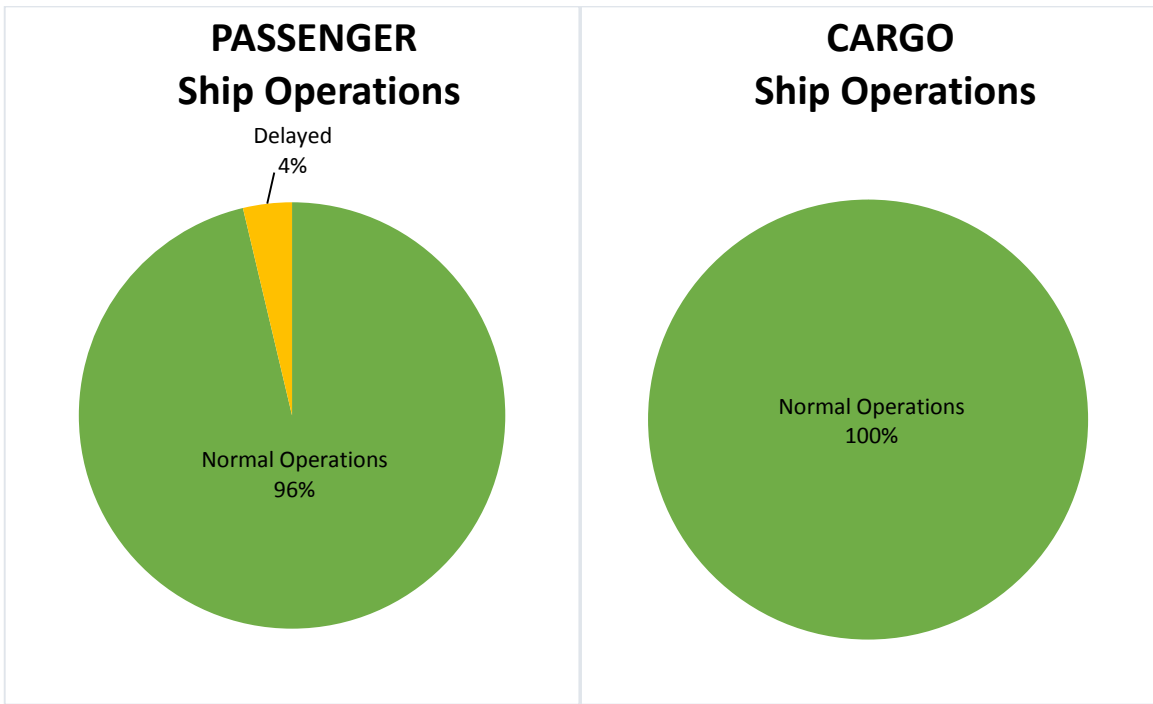
No shipping operations were not completed at the time of reporting.

II. STATUS OF SHIPPING OPERATIONS BY CLASSIFICATION

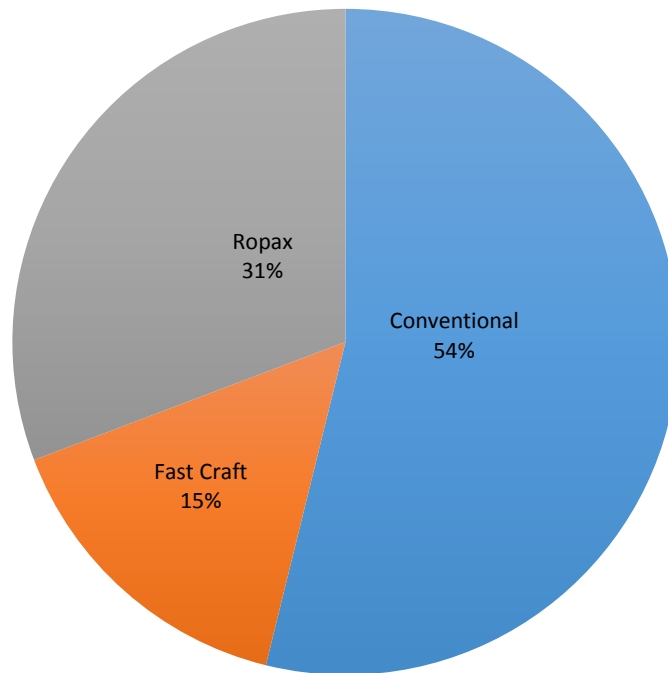
Region	Normal Operations		Cancelled		Delayed		Not Completed	
	Passenger	Cargo	Passenger	Cargo	Passenger	Cargo	Passenger	Cargo
NCR	1	-	-	-	1	-	-	-
I	-	-	-	-	-	-	-	-
II	-	-	-	-	-	-	-	-
III	-	-	-	-	-	-	-	-
IV-A	7	-	-	-	-	-	-	-
IV-B	5	-	-	-	-	-	-	-
V	-	-	-	-	-	-	-	-
VI	1	-	-	-	-	-	-	-
VII	-	-	-	-	-	-	-	-
VIII	12	18	-	-	-	-	-	-
IX	-	-	-	-	-	-	-	-
X	-	-	-	-	-	-	-	-
XI	-	-	-	-	-	-	-	-
XII	-	-	-	-	-	-	-	-
XIII	-	14	-	-	-	-	-	-
ARMM	-	-	-	-	-	-	-	-
Total	26	32	-	-	1	-	-	-

Based on the above table , 51 out of 51 (100%) cargo ships still operated normally – are 6 LCT ships, 38 Roro cargo ships.

Twenty – six (23) passenger ships completed their voyage – 11 conventional passenger ships, 7 RoPax ships and 5 fast craft ferry completed their operations but mostly only carried cargoes during their voyage.



Passenger Ship Types under Normal Operations



Cargo Ship Types under Normal Operations

