



# MARITIME INDUSTRY AUTHORITY SITUATION REPORT -1211

Passenger and Cargo Shipping Operations on 7/17/2023  
in areas under Alert Level 1 & 2

Data generated on 7/17/2023, 3:00:00 PM

## HIGHLIGHTS

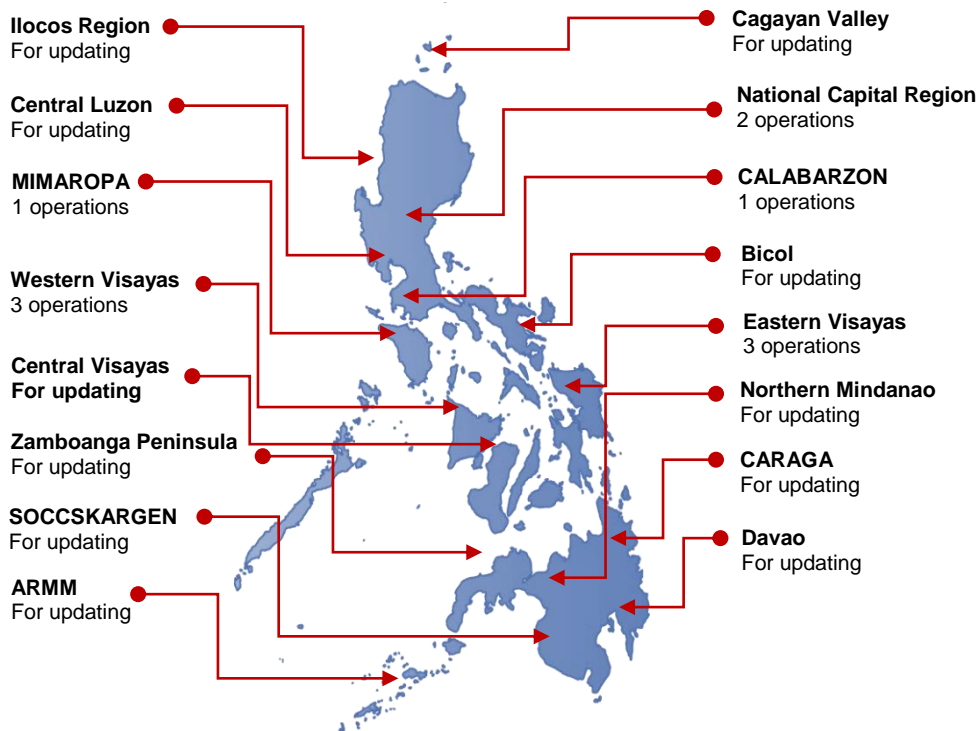
- Ninety percent (90%) of passenger and cargo shipping operations were completed in accordance with the ships' CPC.
- Ten percent (10%) of the shipping operations were affected.
- Operations of passenger ships were more affected compared to cargo ships. 100% of the cargo shipping operations were completed under normal conditions compared to passenger ships at 86%.
- **With cargo shipping still operational, transport of goods is assured.**

## PASSENGER AND CARGO SHIPPING IN NUMBERS

7/17/2023

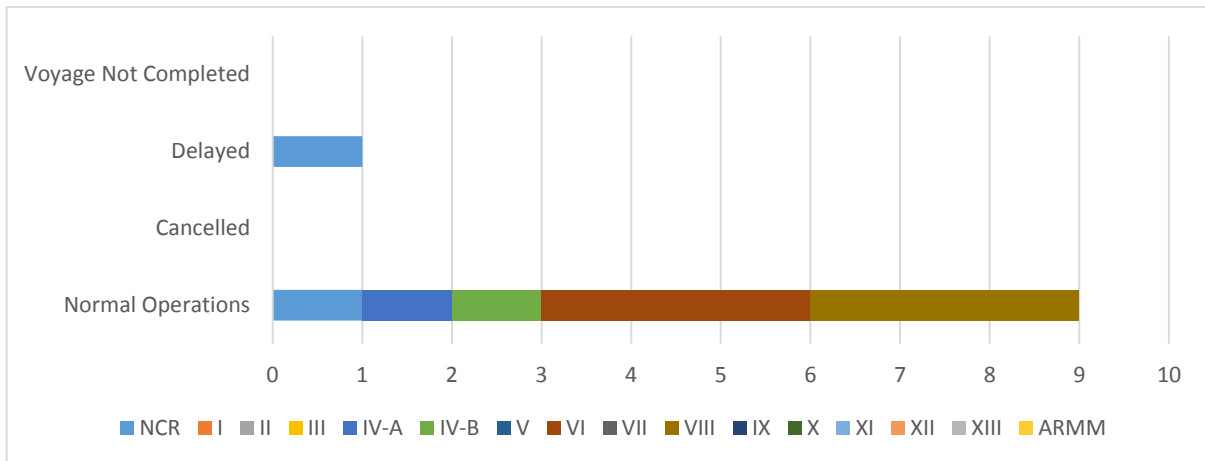
- 10** Shipping Operations Recorded
- 7** Passenger Ships Operated
- 3** Cargo Ships Operated
- 9** Ships Operated Normally
- 0** Operations Cancelled
- 1** Operations Delayed
- 0** Operation Uncompleted

## PASSENGER AND CARGO SHIPPING OPERATIONS IN THE PHILIPPINES



**Total of 10 Passenger and Cargo Shipping Operations**

## I. STATUS OF SHIPPING OPERATIONS NATIONWIDE



On 7/17/2023, there were 10 passenger and cargo shipping operations conducted wherein 9 or 90% were completed in accordance with their Certificate of Public Convenience (CPC).

Out of the 9 operations completed under normal conditions, the reported movements were mostly in the Eastern Visayas Region at 33% and Western Visayas Region at 33%.

One (1) passenger ship or 14% encountered delays.

No shipping operations were not completed at the time of reporting.

## II. STATUS OF SHIPPING OPERATIONS BY CLASSIFICATION

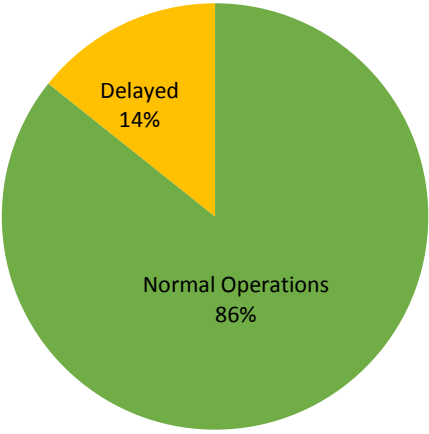
Region	Normal Operations		Cancelled		Delayed		Not Completed	
	Passenger	Cargo	Passenger	Cargo	Passenger	Cargo	Passenger	Cargo
<b>NCR</b>	1	0	0	0	1	0	0	0
<b>I</b>	0	0	0	0	0	0	0	0
<b>II</b>	0	0	0	0	0	0	0	0
<b>III</b>	0	0	0	0	0	0	0	0
<b>IV-A</b>	1	0	0	0	0	0	0	0
<b>IV-B</b>	1	0	0	0	0	0	0	0
<b>V</b>	0	0	0	0	0	0	0	0
<b>VI</b>	3	0	0	0	0	0	0	0
<b>VII</b>	0	0	0	0	0	0	0	0
<b>VIII</b>	0	3	0	0	0	0	0	0
<b>IX</b>	0	0	0	0	0	0	0	0
<b>X</b>	0	0	0	0	0	0	0	0
<b>XI</b>	0	0	0	0	0	0	0	0
<b>XII</b>	0	0	0	0	0	0	0	0
<b>XIII</b>	0	0	0	0	0	0	0	0
<b>ARMM</b>	0	0	0	0	0	0	0	0
<b>Total</b>	<b>6</b>	<b>3</b>	<b>-</b>	<b>-</b>	<b>1</b>	<b>-</b>	<b>-</b>	<b>-</b>

Based on the above table , 3 out of 3 (100%) cargo ships still operated normally – are 3 Roro cargo ships.

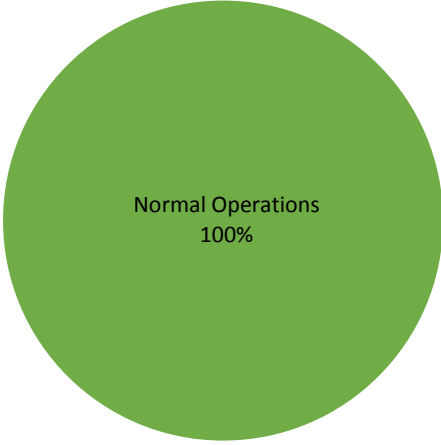
Six (6) passenger ships completed their voyage – 3 conventional passenger ships and 3 RoPax ships completed their operations but mostly only carried cargoes during their voyage.

Meanwhile out of the 7 passenger ships, 14% were affected by the measures adopted in view of COVID-19. These measures caused either the cancellation, delay, or uncompleted operations of 1 passenger ships.

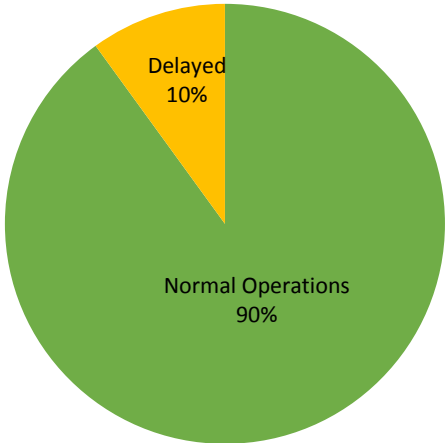
**PASSENGER  
Ship Operations**



**CARGO  
Ship Operations**

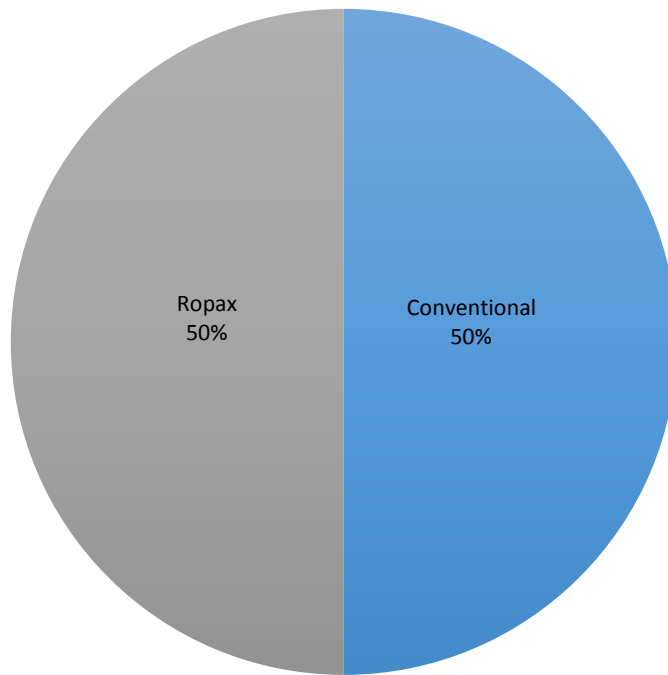


**PASSENGER and CARGO  
Ship Operations**



Note: All data are based on the inputs coming from MROs and Shipping Companies.

### Passenger Ship Types under Normal Operations



### Cargo Ship Types under Normal Operations

