



MARITIME INDUSTRY AUTHORITY SITUATION REPORT -1217

Passenger and Cargo Shipping Operations on 7/23/2023
in areas under Alert Level 1 & 2

Data generated on 7/23/2023, 3:00:00 PM

HIGHLIGHTS

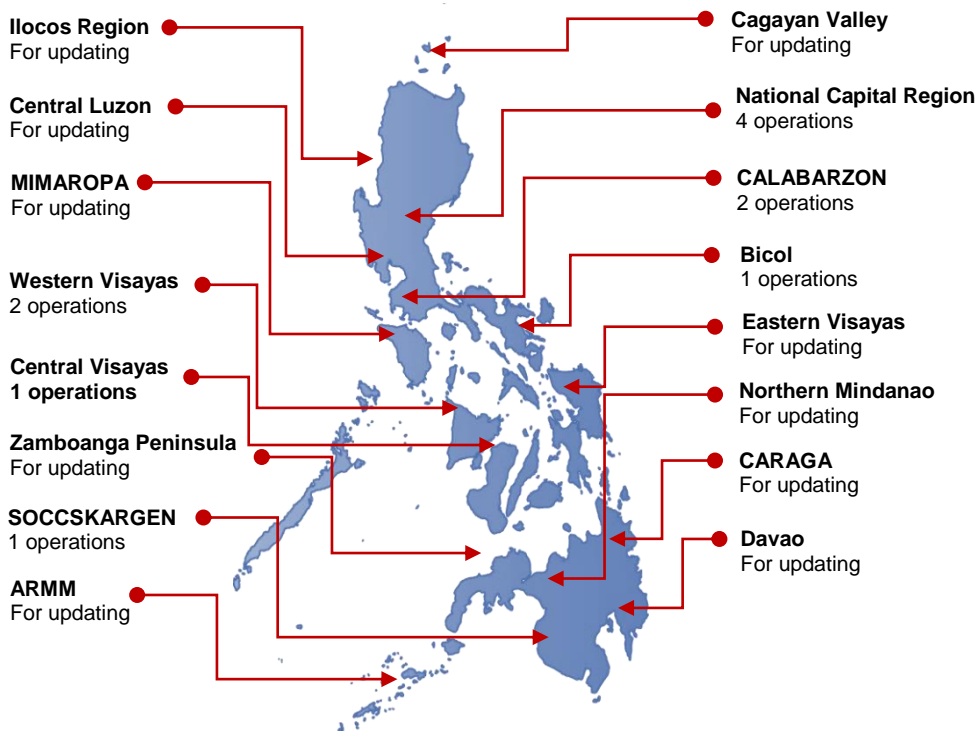
- Fifty-Five percent (55%) of passenger and cargo shipping operations were completed in accordance with the ships' CPC.
- Forty-Five percent (45%) of the shipping operations were affected.
- Operations of passenger ships were more affected compared to cargo ships. 50% of the cargo shipping operations were completed under normal conditions compared to passenger ships at 60%.
- **With cargo shipping still operational, transport of goods is assured.**

PASSENGER AND CARGO SHIPPING IN NUMBERS

7/23/2023

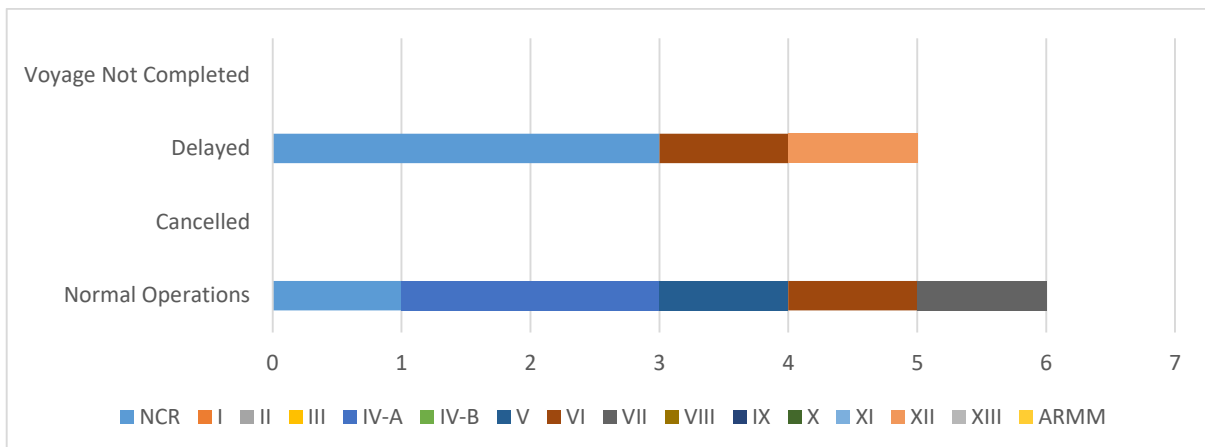
- 11** Shipping Operations Recorded
- 5** Passenger Ships Operated
- 6** Cargo Ships Operated
- 6** Ships Operated Normally
- 0** Operations Cancelled
- 5** Operations Delayed
- 0** Operation Uncompleted

PASSENGER AND CARGO SHIPPING OPERATIONS IN THE PHILIPPINES



Total of 11 Passenger and Cargo Shipping Operations

I. STATUS OF SHIPPING OPERATIONS NATIONWIDE



On 7/23/2023, there were 11 passenger and cargo shipping operations conducted wherein 6 or 55% were completed in accordance with their Certificate of Public Convenience (CPC).

Out of the 6 operations completed under normal conditions, the reported movements were mostly in the Calabarzon Region at 33% and Bicol Region at 17%.

Two (2) passenger ships or 40% encountered delays.

No shipping operations were not completed at the time of reporting.

II. STATUS OF SHIPPING OPERATIONS BY CLASSIFICATION

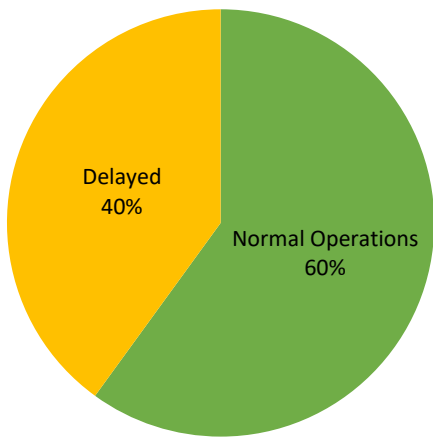
Region	Normal Operations		Cancelled		Delayed		Not Completed	
	Passenger	Cargo	Passenger	Cargo	Passenger	Cargo	Passenger	Cargo
NCR	1	0	0	0	1	2	0	0
I	0	0	0	0	0	0	0	0
II	0	0	0	0	0	0	0	0
III	0	0	0	0	0	0	0	0
IV-A	2	0	0	0	0	0	0	0
IV-B	0	0	0	0	0	0	0	0
V	0	1	0	0	0	0	0	0
VI	0	1	0	0	1	0	0	0
VII	0	1	0	0	0	0	0	0
VIII	0	0	0	0	0	0	0	0
IX	0	0	0	0	0	0	0	0
X	0	0	0	0	0	0	0	0
XI	0	0	0	0	0	0	0	0
XII	0	0	0	0	0	1	0	0
XIII	0	0	0	0	0	0	0	0
ARMM	0	0	0	0	0	0	0	0
Total	3	3	-	-	2	3	-	-

Based on the above table , 3 out of 6 (50%) cargo ships still operated normally – are 1 general cargo ship and 2 Roro cargo ships.

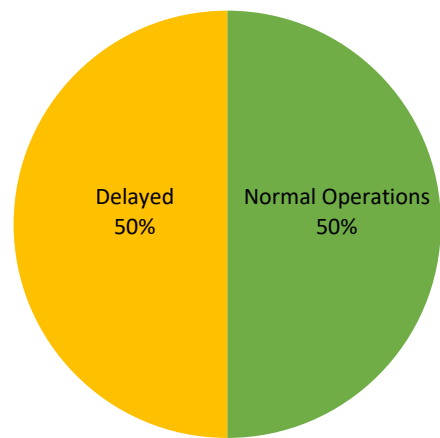
Three (3) passenger ships completed their voyage – 1 conventional passenger ship and 2 RoPax ships was completed their operations but mostly only carried cargoes during their voyage.

Meanwhile out of the 5 passenger ships, 40% were affected by the measures adopted in view of COVID-19. These measures caused either the cancellation, delay, or uncompleted operations of 2 passenger ships.

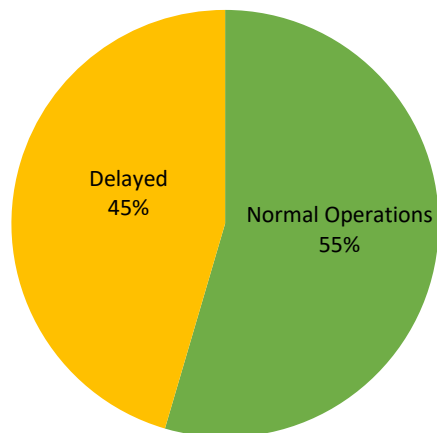
PASSENGER Ship Operations



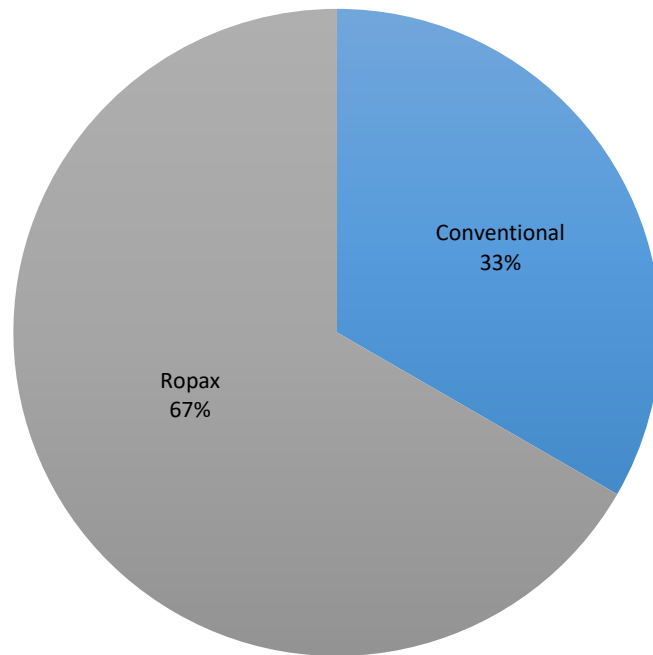
CARGO Ship Operations



PASSENGER and CARGO Ship Operations



Passenger Ship Types under Normal Operations



Cargo Ship Types under Normal Operations

