



# MARITIME INDUSTRY AUTHORITY SITUATION REPORT -1225

Passenger and Cargo Shipping Operations on 7/31/2023  
in areas under Alert Level 1 & 2

Data generated on 7/31/2023, 3:00:00 PM

## HIGHLIGHTS

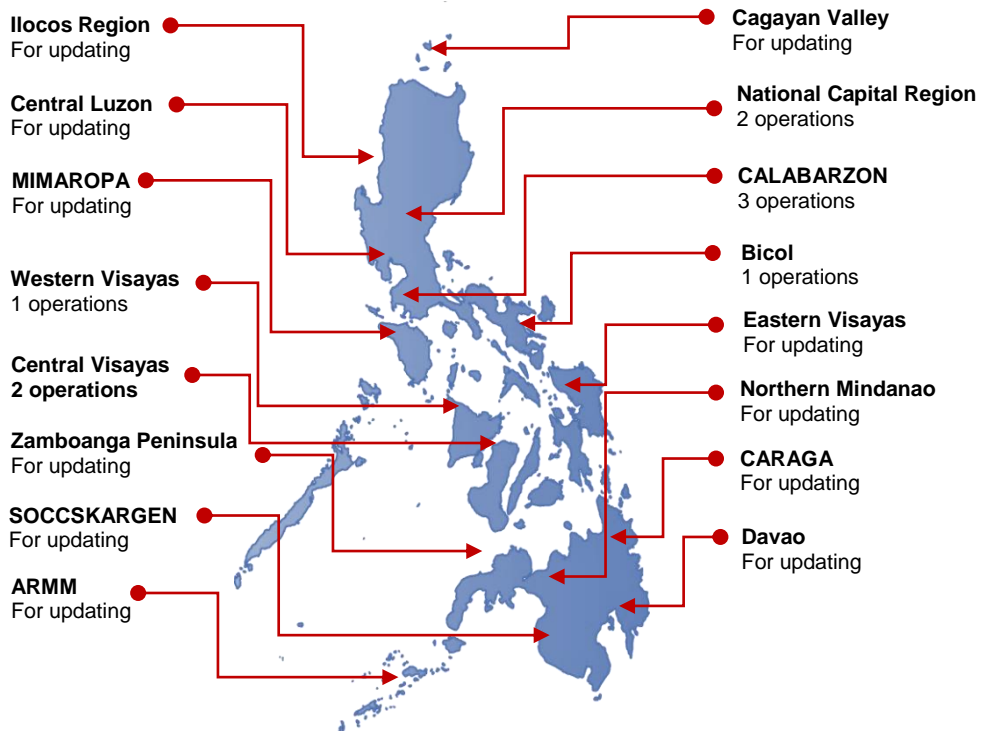
- Seventy-Eight percent (78%) of passenger and cargo shipping operations were completed in accordance with the ships' CPC.
- Twenty-Two percent (22%) of the shipping operations were affected.
- Operations of passenger ships were more affected compared to cargo ships. 100% of the cargo shipping operations were completed under normal conditions compared to passenger ships at 50%.
- **With cargo shipping still operational, transport of goods is assured.**

## PASSENGER AND CARGO SHIPPING IN NUMBERS

7/31/2023

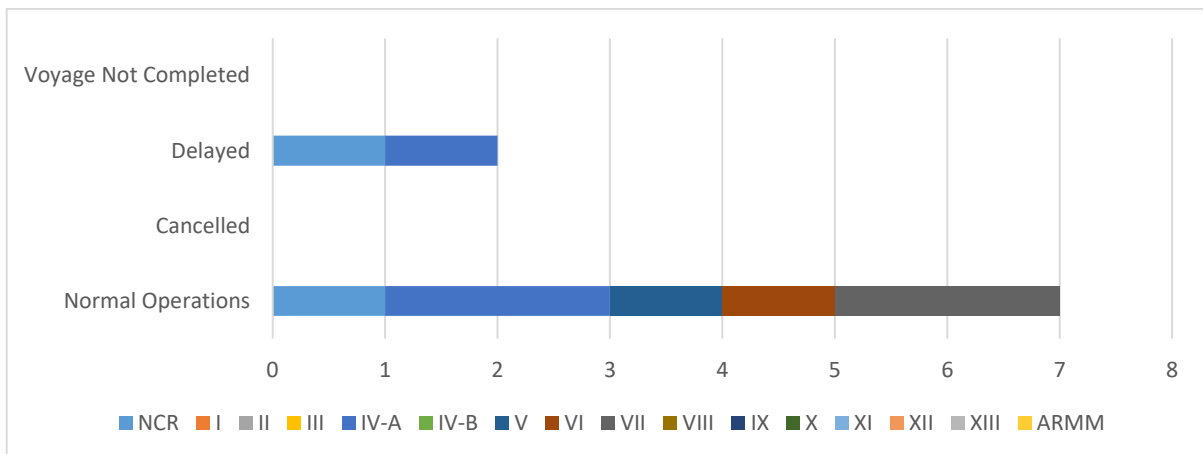
- 9** Shipping Operations Recorded
- 4** Passenger Ships Operated
- 5** Cargo Ships Operated
- 7** Ships Operated Normally
- 0** Operations Cancelled
- 2** Operations Delayed
- 0** Operation Uncompleted

## PASSENGER AND CARGO SHIPPING OPERATIONS IN THE PHILIPPINES



**Total of 9 Passenger and Cargo Shipping Operations**

## I. STATUS OF SHIPPING OPERATIONS NATIONWIDE



On 7/31/2023, there were 9 passenger and cargo shipping operations conducted wherein 7 or 78% were completed in accordance with their Certificate of Public Convenience (CPC).

Out of the 7 operations completed under normal conditions, the reported movements were mostly in the Calabarzon Region at 29% and Central Visayas Region at 29%.

Two (2) passenger ships or 50% encountered delays.

No shipping operations were not completed at the time of reporting.

## II. STATUS OF SHIPPING OPERATIONS BY CLASSIFICATION

Region	Normal Operations		Cancelled		Delayed		Not Completed	
	Passenger	Cargo	Passenger	Cargo	Passenger	Cargo	Passenger	Cargo
<b>NCR</b>	1	0	0	0	1	0	0	0
<b>I</b>	0	0	0	0	0	0	0	0
<b>II</b>	0	0	0	0	0	0	0	0
<b>III</b>	0	0	0	0	0	0	0	0
<b>IV-A</b>	1	1	0	0	1	0	0	0
<b>IV-B</b>	0	0	0	0	0	0	0	0
<b>V</b>	0	1	0	0	0	0	0	0
<b>VI</b>	0	1	0	0	0	0	0	0
<b>VII</b>	0	2	0	0	0	0	0	0
<b>VIII</b>	0	0	0	0	0	0	0	0
<b>IX</b>	0	0	0	0	0	0	0	0
<b>X</b>	0	0	0	0	0	0	0	0
<b>XI</b>	0	0	0	0	0	0	0	0
<b>XII</b>	0	0	0	0	0	0	0	0
<b>XIII</b>	0	0	0	0	0	0	0	0
<b>ARMM</b>	0	0	0	0	0	0	0	0
<b>Total</b>	<b>2</b>	<b>5</b>	<b>-</b>	<b>-</b>	<b>2</b>	<b>-</b>	<b>-</b>	<b>-</b>

Based on the above table , 5 out of 5 (100%) cargo ships still operated normally – are 1 container ship, 1 LCT ship, 1 Roro cargo ship and 2 other cargo.

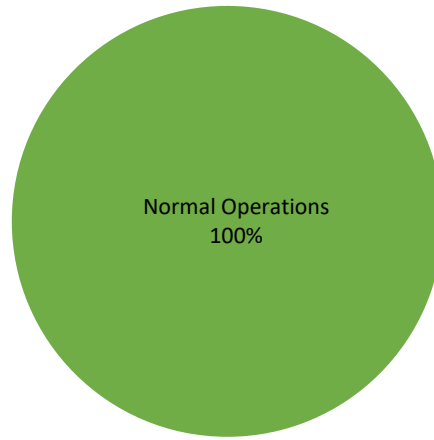
Two (2) passenger ships completed their voyage – 1 conventional passenger ship and 1 RoPax ship were completed their operations but mostly only carried cargoes during their voyage.

Meanwhile out of the 4 passenger ships, 50% were affected by the measures adopted in view of COVID-19. These measures caused either the cancellation, delay, or uncompleted operations of 2 passenger ships.

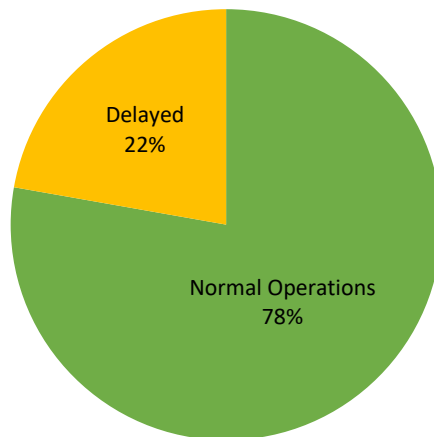
**PASSENGER  
Ship Operations**



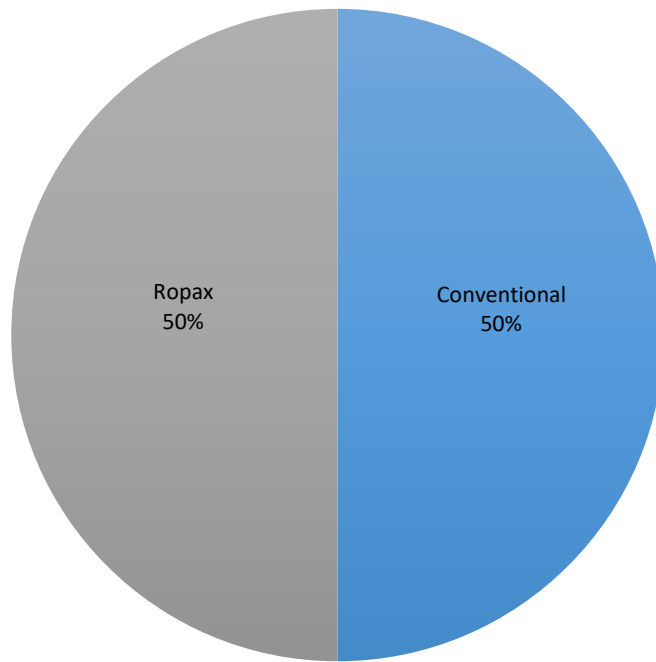
**CARGO  
Ship Operations**



**PASSENGER and CARGO  
Ship Operations**



### Passenger Ship Types under Normal Operations



### Cargo Ship Types under Normal Operations

