



MARITIME INDUSTRY AUTHORITY SITUATION REPORT -1229

Passenger and Cargo Shipping Operations on 8/4/2023
in areas under Alert Level 1 & 2

Data generated on 8/4/2023, 3:00:00 PM

HIGHLIGHTS

- Eighty-Three percent (83%) of passenger and cargo shipping operations were completed in accordance with the ships' CPC.
- Seventeen percent (17%) of the shipping operations were affected.
- Operations of passenger ships were more affected compared to cargo ships. 100% of the cargo shipping operations were completed under normal conditions compared to passenger ships at 50%.
- **With cargo shipping still operational, transport of goods is assured.**

PASSENGER AND CARGO SHIPPING IN NUMBERS

8/4/2023

12 Shipping Operations Recorded

4 Passenger Ships Operated

8 Cargo Ships Operated

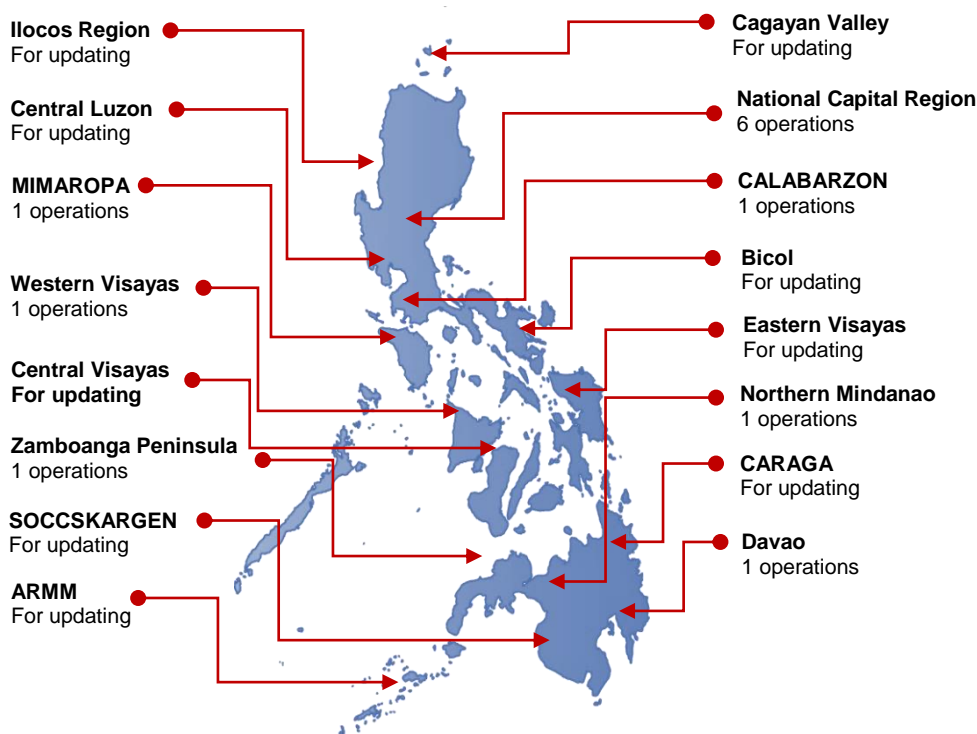
10 Ships Operated Normally

0 Operations Cancelled

2 Operations Delayed

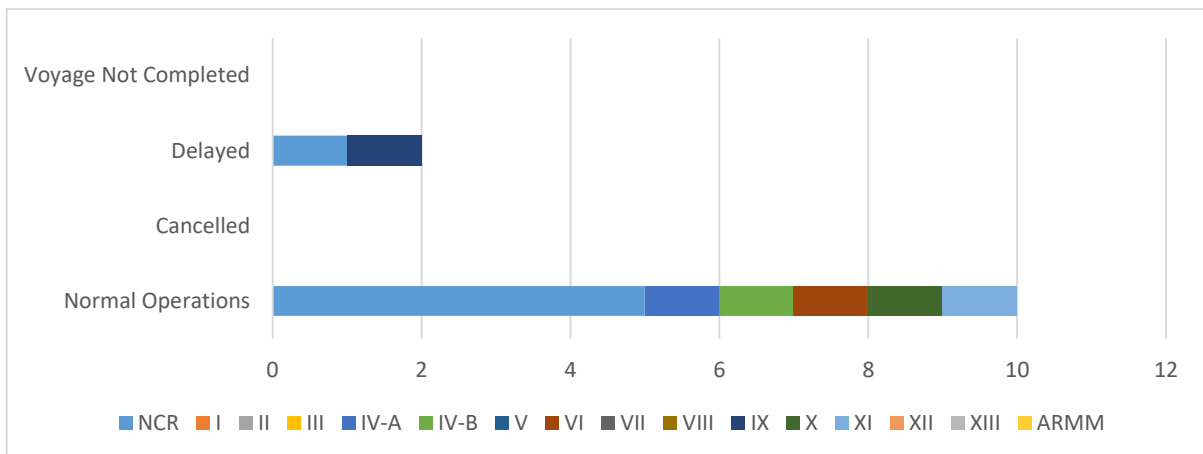
0 Operation Uncompleted

PASSENGER AND CARGO SHIPPING OPERATIONS IN THE PHILIPPINES



Total of 12 Passenger and Cargo Shipping Operations

I. STATUS OF SHIPPING OPERATIONS NATIONWIDE



On 8/4/2023, there were 12 passenger and cargo shipping operations conducted wherein 10 or 83% were completed in accordance with their Certificate of Public Convenience (CPC).

Out of the 10 operations completed under normal conditions, the reported movements were mostly in the National Capital Region at 50% and Southern Mindanao Region at 10%.

Two (2) passenger ships or 50% encountered delays.

No shipping operations were not completed at the time of reporting.

II. STATUS OF SHIPPING OPERATIONS BY CLASSIFICATION

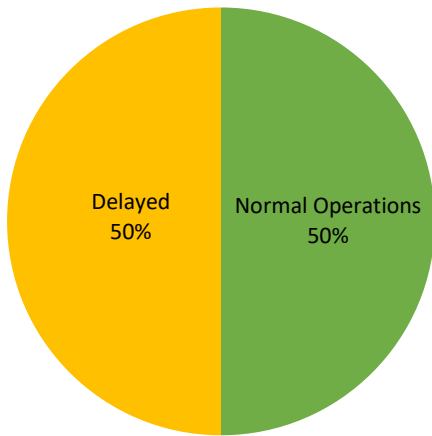
Region	Normal Operations		Cancelled		Delayed		Not Completed	
	Passenger	Cargo	Passenger	Cargo	Passenger	Cargo	Passenger	Cargo
NCR	-	5	-	-	1	-	-	-
I	-	-	-	-	-	-	-	-
II	-	-	-	-	-	-	-	-
III	-	-	-	-	-	-	-	-
IV-A	1	-	-	-	-	-	-	-
IV-B	1	-	-	-	-	-	-	-
V	-	-	-	-	-	-	-	-
VI	-	1	-	-	-	-	-	-
VII	-	-	-	-	-	-	-	-
VIII	-	-	-	-	-	-	-	-
IX	-	-	-	-	1	-	-	-
X	-	1	-	-	-	-	-	-
XI	-	1	-	-	-	-	-	-
XII	-	-	-	-	-	-	-	-
XIII	-	-	-	-	-	-	-	-
ARMM	-	-	-	-	-	-	-	-
Total	2	8	-	-	2	-	-	-

Based on the above table , 8 out of 8 (100%) cargo ships still operated normally – are 8 container ships.

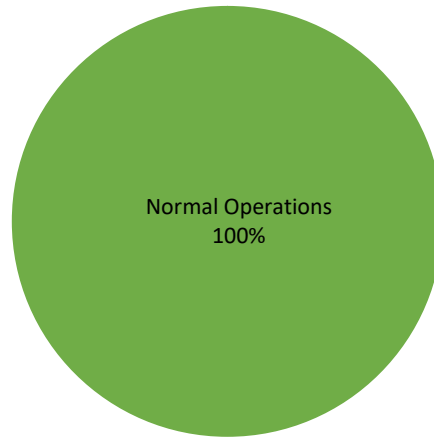
Two (2) passenger ships completed their voyage – 2 RoPax ships were completed their operations but mostly only carried cargoes during their voyage.

Meanwhile out of the 4 passenger ships, 50% were affected by the measures adopted in view of COVID-19. These measures caused either the cancellation, delay, or uncompleted operations of 2 passenger ships.

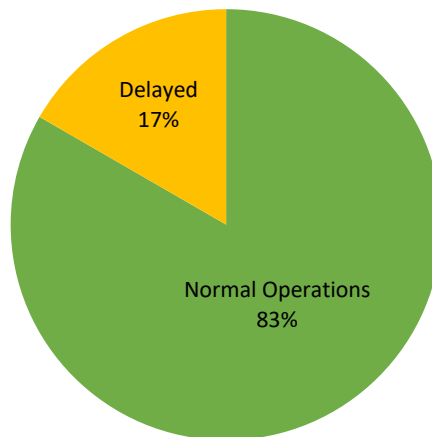
PASSENGER Ship Operations




CARGO Ship Operations



PASSENGER and CARGO Ship Operations



Passenger Ship Types under Normal Operations



Cargo Ship Types under Normal Operations

