



# MARITIME INDUSTRY AUTHORITY SITUATION REPORT -1232

Passenger and Cargo Shipping Operations on 8/7/2023  
in areas under Alert Level 1 & 2

Data generated on 8/7/2023, 3:00:00 PM

## HIGHLIGHTS

- Seventy-Five percent (75%) of passenger and cargo shipping operations were completed in accordance with the ships' CPC.
- Twenty-Five percent (25%) of the shipping operations were affected.
- Operations of passenger ships were more affected compared to cargo ships. 100% of the cargo shipping operations were completed under normal conditions compared to passenger ships at 25%.
- **With cargo shipping still operational, transport of goods is assured.**

## PASSENGER AND CARGO SHIPPING IN NUMBERS

8/7/2023

**12** Shipping Operations Recorded

**4** Passenger Ships Operated

**8** Cargo Ships Operated

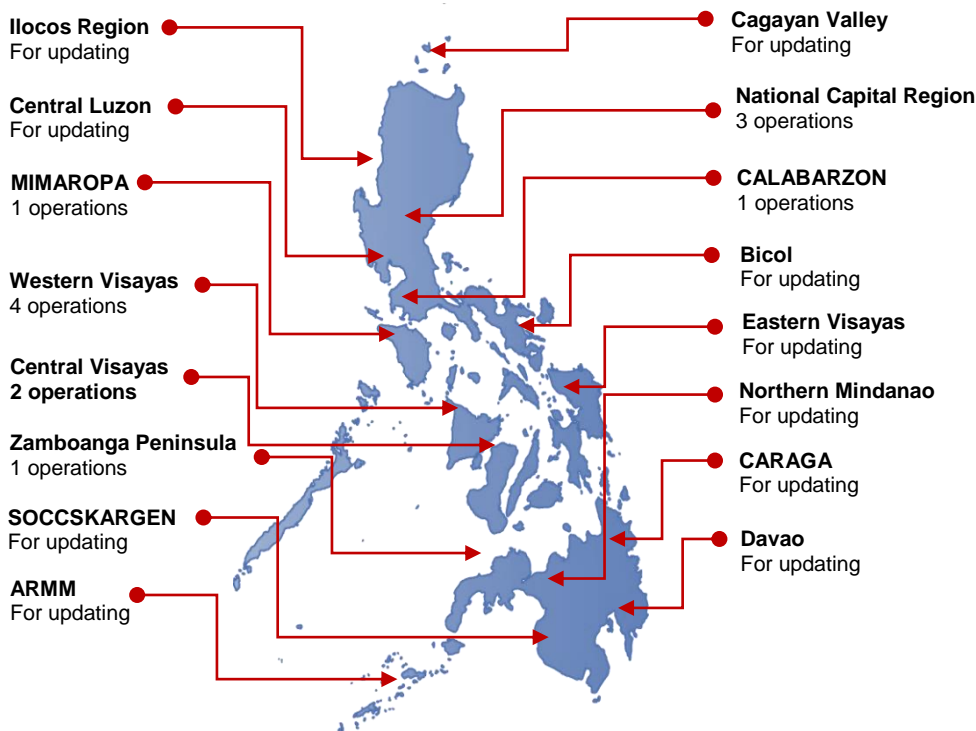
**9** Ships Operated Normally

**0** Operations Cancelled

**3** Operations Delayed

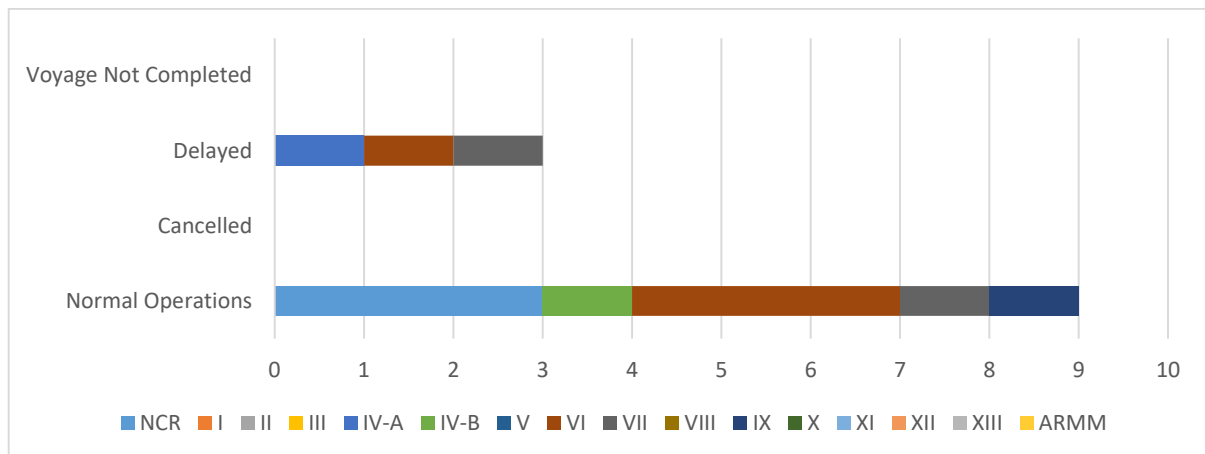
**0** Operation Uncompleted

## PASSENGER AND CARGO SHIPPING OPERATIONS IN THE PHILIPPINES



**Total of 12 Passenger and Cargo Shipping Operations**

## I. STATUS OF SHIPPING OPERATIONS NATIONWIDE



On 8/7/2023, there were 12 passenger and cargo shipping operations conducted wherein 9 or 75% were completed in accordance with their Certificate of Public Convenience (CPC).

Out of the 9 operations completed under normal conditions, the reported movements were mostly in the Western Visayas Region at 33% and National Capital Region at 33%.

Three (3) passenger ships or 75% encountered delays.

No shipping operations were not completed at the time of reporting.

## II. STATUS OF SHIPPING OPERATIONS BY CLASSIFICATION

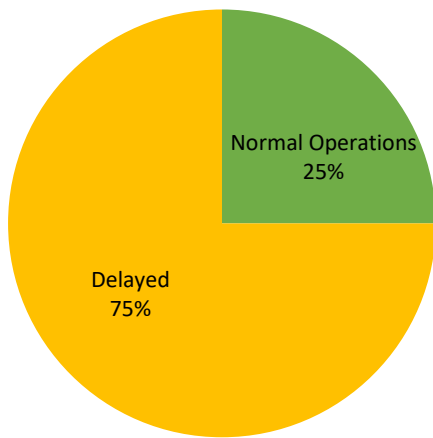
Region	Normal Operations		Cancelled		Delayed		Not Completed	
	Passenger	Cargo	Passenger	Cargo	Passenger	Cargo	Passenger	Cargo
<b>NCR</b>	0	3	0	0	0	0	0	0
<b>I</b>	0	0	0	0	0	0	0	0
<b>II</b>	0	0	0	0	0	0	0	0
<b>III</b>	0	0	0	0	0	0	0	0
<b>IV-A</b>	0	0	0	0	1	0	0	0
<b>IV-B</b>	0	1	0	0	0	0	0	0
<b>V</b>	0	0	0	0	0	0	0	0
<b>VI</b>	1	2	0	0	1	0	0	0
<b>VII</b>	0	1	0	0	1	0	0	0
<b>VIII</b>	0	0	0	0	0	0	0	0
<b>IX</b>	0	1	0	0	0	0	0	0
<b>X</b>	0	0	0	0	0	0	0	0
<b>XI</b>	0	0	0	0	0	0	0	0
<b>XII</b>	0	0	0	0	0	0	0	0
<b>XIII</b>	0	0	0	0	0	0	0	0
<b>ARMM</b>	0	0	0	0	0	0	0	0
<b>Total</b>	<b>1</b>	<b>8</b>	<b>-</b>	<b>-</b>	<b>3</b>	<b>-</b>	<b>-</b>	<b>-</b>

Based on the above table , 8 out of 8 (100%) cargo ships still operated normally – are 8 container ships.

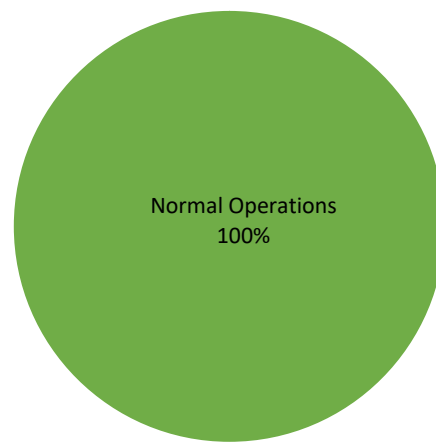
One (1) passenger ship completed their voyage –1 RoPax ship was completed their operations but mostly only carried cargoes during their voyage.

Meanwhile out of the 4 passenger ships, 75% were affected by the measures adopted in view of COVID-19. These measures caused either the cancellation, delay, or uncompleted operations of 3 passenger ships.

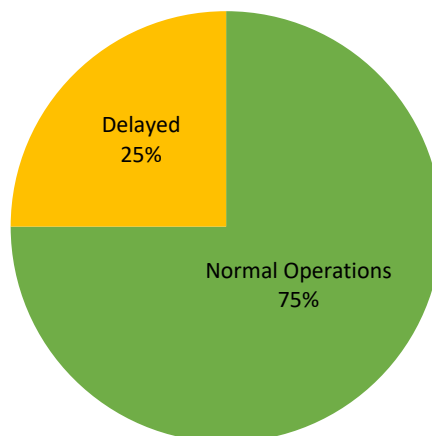
### **PASSENGER Ship Operations**



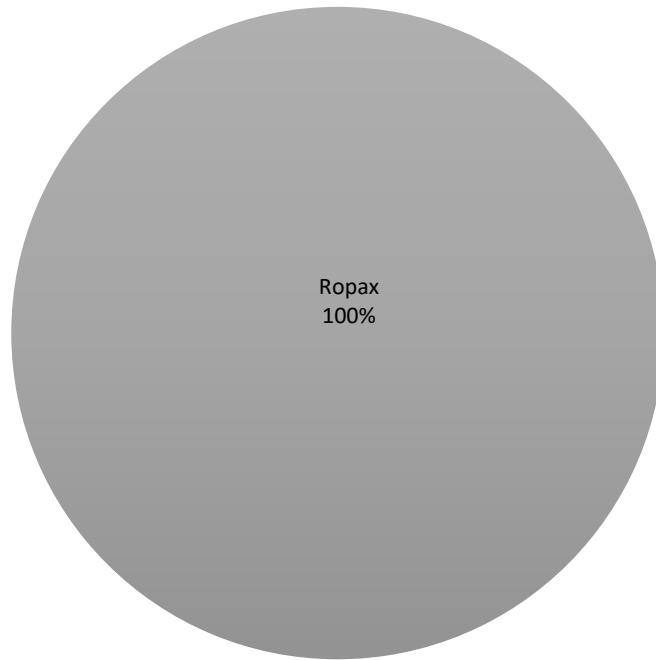
### **CARGO Ship Operations**



### **PASSENGER and CARGO Ship Operations**



### Passenger Ship Types under Normal Operations



### Cargo Ship Types under Normal Operations

